CITY OF MERCED

Meeting Agenda

City Council Chamber
Merced Civic Center
2nd Floor
678 W. 18th Street
Merced, CA 95340

City Council/Public Finance and Economic Development Authority/Parking Authority

Monday, November 18, 2019 | **6:00 PM** | **Council Chambers, 2nd Floor, Merced Civic Center, 678 W. 18th Street, Merced, CA 95340**

Council Member Shelton will be attending via Teleconference from the Murieta Inn, First Floor Sales Office, 7337 Murieta Drive, Rancho Murieta, CA 95683

Closed Session at 5:00 PM/Regular Meeting at 6:00 PM

NOTICE TO PUBLIC

WELCOME TO THE MEETING OF THE MERCED CITY COUNCIL

At least 72 hours prior to each regular City Council meeting, a complete agenda packet is available for review on the City's website at www.cityofmerced.org or at the City Clerk's Office, 678 W. 18th Street, Merced, CA 95340. All public records relating to an open session item that are distributed to a majority of the Council will be available for public inspection at the City Clerk's Office during regular business hours. Spanish and Hmong translation is available at every regular meeting.

PUBLIC COMMENT: OBTAIN SPEAKER CARD FROM THE CITY CLERK

Members of the audience who wish to address the City Council are requested to complete a speaker card available at the podium against the right-hand side of the Council Chamber. Please submit the completed card to the City Clerk before the item is called, preferably before the meeting begins.

INDIVIDUALS WITH DISABILITIES

Accommodation for individuals with disabilities may be arranged by contacting the City Clerk at (209) 388-8650. Assisted hearing devices are available for meetings held in the Council Chamber.

A. CLOSED SESSION ROLL CALL

B. CLOSED SESSION

The legislative body shall provide the public with an opportunity to address the body on any item described in Closed Session [Government Code Section 54954.3(a)].

B.1. 19-699 **SUBJECT:** CONFERENCE WITH LEGAL COUNSEL - EXISTING LITIGATION; Englert, et. al. v. City of Merced; Case No. 1:18-CV-01239-LJO-EPG; AUTHORITY: Government Code Section

54956.9(d)(1)

B.2. 19-700 **SUBJECT:** CONFERENCE WITH LEGAL COUNSEL - EXISTING LITIGATION; McKinnon, et. al. v. City of Merced; Case No. 1:18-CV-01124-LJO-SAB; AUTHORITY: Government Code Section 54956.9(d)(1)

B.3. 19-701 **SUBJECT:** PUBLIC EMPLOYEE PERFORMANCE EVALUATION - Title: City Manager; Authority: Government Code Section 54957

C. CALL TO ORDER

C.1. Invocation - Bhai Sarbjit Singh, Fresno Sikh Institute

C.2. Pledge of Allegiance to the Flag

D. ROLL CALL

D.1. In accordance with Government Code 54952.3, it is hereby announced that the City Council sits either simultaneously or serially as the Parking Authority and the Public Financing and Economic Development Authority. City Council members receive a monthly stipend of $20.00 by Charter for sitting as the City Council; and the Mayor receives an additional $50.00 each month as a part of the adopted budget and Resolution 1975-37. The members of the Parking Authority and the Public Financing and Economic Development Authority receive no compensation.

E. REPORT OUT OF CLOSED SESSION

F. CEREMONIAL MATTERS

F.1. 19-672 **SUBJECT:** Proclamation - Guru Nanak 550th Gurpurb

REPORT IN BRIEF

Accepted by a representative of the Sikh Community

G. WRITTEN PETITIONS AND COMMUNICATIONS

H. ORAL COMMUNICATIONS

Members of the public who wish to speak on any matter not listed on the agenda may speak during this portion of the meeting and will be allotted 5 minutes. The Mayor may, at his discretion, reduce the time to 3 minutes if there are more than 3 speakers, in order to accommodate as many speakers as possible. State law prohibits the City Council from acting at this meeting on any matter raised during the public comment period. Members of the public who wish to speak on a matter that is listed on the agenda will be called upon to speak during discussion of that item.

I. CONSENT CALENDAR

Adoption of the Consent Calendar may be made by one motion of the City Council, provided that any Council member, individual, or organization may request removal of an item from the Consent Calendar for separate consideration. If a request for removal of an item from the Consent Calendar has been received, the item will be discussed and voted on separately.

I.1. 19-606

SUBJECT: Reading by Title of All Ordinances and Resolutions

REPORT IN BRIEF

Ordinances and Resolutions which appear on the public agenda shall be determined to have been read by title and a summary title may be read with further reading waived.

RECOMMENDATION

City Council - Adopt a motion waiving the reading of Ordinances and Resolutions, pursuant to Section 412 of the Merced City Charter.

I.2. 19-651

SUBJECT: Information Only - Planning Commission Meeting Minutes of October 9, 2019

RECOMMENDATION

For information only.

I.3. 19-702

SUBJECT: Information Only - Arts and Culture Advisory Commission Meeting Minutes of February 8, 2019, March 14, 2019, April 18, 2019, June 20, 2019, July 18, 2019, August 15, 2019, and September 19, 2019

RECOMMENDATION

For information only.

I.4. 19-703

SUBJECT: Information Only - Measure C Oversight Committee Meeting Minutes of February 12, 2019, May 14, 2019, and August 13, 2019

RECOMMENDATION

For information only.

I.5. 19-671

SUBJECT: Approval of City Council/Public Financing and Economic Development/Parking Authority Meeting Minutes of September 30, 2019 and October 21, 2019

REPORT IN BRIEF

Official adoption of previously held meeting minutes.

RECOMMENDATION

City Council/Public Financing and Economic Development/Parking Authority - Adopt a motion approving the meeting minutes of September 30, 2019 and October 21, 2019.

I.6. 19-391

SUBJECT: Adoption of Resolution Acknowledging Receipt of the Annual State Mandated Inspection Compliance Report for the Reporting Period of October 1, 2018 Through September 30, 2019, Pursuant to California Health and Safety Code §13146.4

REPORT IN BRIEF

Considers the adoption of a Resolution acknowledging receipt of the Merced Fire Department's Annual Compliance Report regarding performance of annual inspections pursuant to California Health and Safety Code (HSC) §13146.4.

RECOMMENDATION

City Council - Adopt a motion adopting **Resolution 2019-70**, a Resolution of the City Council of the City of Merced, California, acknowledging receipt a report made by the Fire Chief of the Merced Fire Department regarding the inspection of certain occupancies required to perform annual inspections in such occupancies pursuant to sections 13146.2 and 13146.3 of the California Health and Safety Code.

I.7. 19-615

SUBJECT: Approval of First Amendments to Professional Services Agreements with Interwest Consulting Group Inc., CSG Consultants Inc., and Bureau Veritas North American Inc. to Extend the Term of the Agreement to December 17, 2020, in an Amount Not to Exceed the Approved Budget Allocation for Planning and Building Services

REPORT IN BRIEF

Considers approving amendments to Professional Services Agreements with three consultants for planning and building services.

RECOMMENDATION

City Council - Adopt a motion:

A. Approving the First Amendment to Contract for Professional Services with Interwest Consulting Group Inc., to extend the term for services to

December 17, 2020 in an amount not to exceed funds available in the annual budget or as amended; and,

B. Approving the First Amendment to Contract for Professional Services with CSG Consultants Inc., to extend the term for services to December 17, 2020 in an amount not to exceed funds available in the annual budget or as amended; and,

C. Approving the First Amendment to Contract for Professional Services with Bureau Veritas North American Inc., to extend the term for services to December 17, 2020 in an amount not to exceed funds available in the annual budget or as amended; and,

D. Authorizing the Finance Officer to make the necessary budget adjustments; and,

E. Authorizing the City Manager or the Assistant City Manager to execute the above agreements.

I.8. 19-630

SUBJECT: Adoption of Resolution to Amend the Pay Ranges for the Temporary Classifications of Lifeguard I, Lifeguard II, Pool Manager, Recreation Coordinator, Recreation Leader, and Recreation Specialist, Effective January 1, 2020, to Comply with State of California Minimum Wage Requirements

REPORT IN BRIEF

Considers adopting a Resolution to authorize amendments to the Pay Ranges for the Temporary Classifications of Lifeguard I, Lifeguard II, Pool Manager, Recreation Coordinator, Recreation Leader, and Recreation Specialist effective January 1, 2020, to comply with State of California minimum wage requirements.

RECOMMENDATION

City Council - Adopt a motion adopting **Resolution 2019-71**, a Resolution of the City Council of the City of Merced, California, amending the salary ranges for the temporary classifications of Lifeguard I, Lifeguard II, Pool Manager, Recreation Coordinator, Recreation Leader, and Recreation Specialist; and authorizing the City Manager or the Assistant City Manager to execute the necessary documents.

I.9. 19-634

SUBJECT: Adoption of Resolution Approving the Cypress Terrace 6, Phase B - Final Map 5375 for 18 Single-Family Lots, Generally Located on the West Side of N Street, North of Gerard Avenue, and

the Approval of the Subdivision Agreement for Cypress Terrace 6, Phase B

REPORT IN BRIEF

Considers the approval of Final Map #5375 for 18 single-family lots, generally located on the west side of N Street (extended), north of Gerard Avenue (extended), and the Subdivision Agreement for Cypress Terrace 6, Phase B.

RECOMMENDATION

City Council - Adopt a motion:

A. Approving **Resolution 2019-78**, a Resolution of the City Council of the City of Merced, California, approving the Final Subdivision Map for the Cypress Terrace 6, Phase B Subdivision (#5375); and,

B. Approving the Subdivision Agreement for Cypress Terrace 6, Phase B; and,

C. Authorizing the City Manager or the Assistant City Manager to execute the subdivision agreement.

I.10. 19-644

SUBJECT: Adoption of Resolution Revising a Policy Regarding Allowable Meeting and Transportation Expenses Including, but not Limited to, Mileage Reimbursement for City Employees

REPORT IN BRIEF

Considers the adoption of a Resolution revising a Policy Regarding Allowable Meeting and Transportation Expenses

RECOMMENDATION

City Council - Adopt a motion adopting **Resolution 2019-73**, a Resolution of the City Council of the City of Merced, California, adopting allowable expenses for individuals attending meetings, conferences, conventions and other functions relating to City business.

I.11. 19-660

SUBJECT: Approval of a Supplemental Appropriation in Fund 361-Airport Debt Service in the Amount of $6,023 and Transfer to Fund 561- Airport Operations

REPORT IN BRIEF

Considers approving a supplemental appropriation in Fund 361-Airport

Debt Service in the amount of $6,023 and transferring to Fund 561-Airport Operations.

RECOMMENDATION

City Council - Adopt motion approving a supplemental appropriation in the amount of $6,023 from the unappropriated, unreserved fund balance in Fund 361-Airport Debt Service, and transferring to Fund 561-Airport Operations; and, authorizing the Finance Officer to make the necessary budget adjustment.

I.12. 19-677

SUBJECT: Adoption of Resolution Setting a Public Hearing on December 16, 2019, for the Annual Compliance Report for Development Impact Fees as Required by Government Code Section 66000 et. seq. and City Resolution 88-72

REPORT IN BRIEF

Considers setting a public hearing for December 16, 2019, to accept public comment and consider approving the annual report regarding the collection and spending of Development Impact Fees.

RECOMMENDATION

City Council - Adopt a motion adopting **Resolution 2019-79**, a Resolution of the City Council of the City of Merced, California, establishing a date when the final annual report of development fees will be available for public review, and setting a public hearing thereon for December 16, 2019.

I.13. 19-692

SUBJECT: Authorization to Accept Monetary Donation from Sunrise Rotary Club of Merced, in the Amount of $10,000, for Purchase of Trees and Tree Planting Materials, Including 24" Box Scarlet Oaks (Quercus Coccinea) to be Planted in Downtown and a Variety of Species to be Planted Throughout Merced

REPORT IN BRIEF

Considers accepting monetary donation of $10,000 for trees and tree planting materials from Sunrise Rotary Club of Merced. Trees purchased with this donation will be planted downtown and throughout Merced.

RECOMMENDATION

City Council - Adopt a motion accepting $10,000 donation from Sunrise Rotary Club of Merced, increasing revenue account 558-1122-360.02-01 in the amount of $10,000 and appropriating the same in account 558-1122-532.25-00 (supplies and services).

I.14. 19-650

SUBJECT: Authorization to Accept and Appropriate Grant Funding in the Amount of $500 from Northern California Tennis Foundation to Purchase Supplies for Tiny Tots Events

REPORT IN BRIEF

Considers approving and appropriating grant funding in the amount of $500 from Northern California Tennis Foundation in the Contributions and Donations account to Creative Skills to purchase supplies for Santa's Workshop.

RECOMMENDATION

City Council - Adopt a motion:

A. Accepting grant funds from Northern California Tennis Foundation Contributions and increase revenue in account 024-1226-360.02-01 - Creative Skills-Contributions and Donations in the amount of $500; and;

B. Appropriating the same to account 024-1226-542-29-00 - Creative Skills-Supplies and Services; and

C. Authorizing the City Manager or the Assistant City Manager to execute the necessary documents.

I.15. 19-696

SUBJECT: Second Reading and Final Adoption of Ordinance to Revise Park Hours and Amending Section 14.04.070 - Hours - Permits to Reflect Approved New Park Hours

REPORT IN BRIEF

Second reading and final adoption of an Ordinance revising of park hours and update of Code of Ordinances Title 14, Chapter 14.04, Amending Section 14.04.070 - Hours - Permits.

RECOMMENDATION

City Council - Adopt a motion adopting **Ordinance 2505**, an Ordinance of the City Council of the City of Merced, California, amending Section 14.04.070, "Hours - Permit," of the Merced Municipal Code regarding City parks.

I.16. 19-697

SUBJECT: Second Reading and Final Adoption of Ordinances Adopting Title 24, Parts 1-12 of the California Code of Regulation as the 2019 California Building and Fire Codes, and Local Amendments, for the City of Merced

REPORT IN BRIEF

Second reading and final adoption of Ordinances adopting Title 24, Parts 1-12 of the California Code of Regulations, referred to as the California Building Code, as the referenced Building and Fire Codes for the City of Merced.

RECOMMENDATION

City Council - Adopt a motion:

A. Adopting **Ordinance 2506**, an Ordinance of the City Council of the City of Merced, California, Amending Chapter 17.04, 'Building Code,' Article I Title, Sections 17.04.010, 17.04.050, 17.04.110, 17.04.120, 17.05.010, 17.06.010, 17.07.010, 17.09.010, 17.10.010, 17.12.010, 17.20.010, 17.24.010, 17.28.020, and 17.34.010 of the Merced Municipal Code to Adopt by Reference the 2019 California Building Code, 2019 Residential Code, 2019 Existing Building Code, 2019 Green Buildings Standards Code, 2019 Historical Code, 2019 Energy Code, 2019 California Administrative Code, 2019 California Administrative Code, 2019 California Electrical, 2019 California Electrical Code, 2019 California Mechanical Code, 2019 California Plumbing Code, and 2019 Referenced Standards Code; and

B. Adopting **Ordinance 2507**, an Ordinance of the City Council of the City of Merced, California, Amending Chapter 17.32, "Fire Prevention Code", of the Merced Municipal Code.

J. PUBLIC HEARINGS

Members of the public who wish to speak on public hearings listed on the agenda will be heard when the Public Hearing is opened, except on Public Hearing items previously heard and closed to public comment. After the public has commented, the item is closed to further public comment and brought to the Council for discussion and action. Further comment will not be received unless requested by the Council.

J.1. 19-604

SUBJECT: Public Hearing Regarding Vacation No. 19-02 for the Adoption of Resolution Ordering the Vacation of a 20-Foot Wide Temporary Access Easement Located on Lot 137 within the Summer Creek Subdivision, Generally Located East of McKee Road at Silverstone Drive

REPORT IN BRIEF

This report provides information regarding the vacation of a 20-foot wide temporary access easement located on Lot 137 within the Summer Creek

Subdivision generally located west of McKee Road at Silverstone Drive.

RECOMMENDATION

City Council - Adopt a motion adopting **Resolution 2019-72**, a Resolution of the City Council of the City of Merced, California ordering the vacation of a 20-foot-wide temporary emergency access easement on Lot 137 within Summer Creek, Phase Two Subdivision (Vacation #19-02).

J.2. 19-661

SUBJECT: Public Hearing for Approving a Categorical Exemption for Environmental Review #19-21 and Potential Introduction of an Ordinance for Sign/Zoning Ordinance Amendment #19-04 Regarding Various Additions and Modifications to the City's Requirements for Signs

REPORT IN BRIEF

Considers approving a Categorical Exemption for Environmental Review #19-21 and introducing an Ordinance for Sign/Zoning Ordinance Amendment #19-04 regarding various additions and modifications to the City's requirements for signs.

RECOMMENDATION

City Council - Adopt a motion:

A. Adopting a Categorical Exemption for Environmental Review #19-21; and,

B. Introducing **Ordinance 2508**, an Ordinance of the City Council of the City of Merced, California, Amending Chapter 20.62, "Signs" of the Merced Municipal Code and Chapter 17.36, "Signs" of the Merced Municipal Code, including Article I-Definitions, Article II-General Regulations, Article III-Regulations for North Merced, and Article IV-Regulations for Downtown.

K. REPORTS

K.1. 19-643

SUBJECT: City of Merced Financial Forecast and CalPERS Update

REPORT IN BRIEF

Presentation of the Financial Forecast and CalPERS Update.

RECOMMENDATION

For Information only.

K.2. 19-687

SUBJECT: Review of Council Directed Variations of Scenario 3 of the Draft Report of the Solid Waste Collection and Related Services Rate Study with R3 Consulting Group, Inc., Approval of the Report and Request to Set a Public Hearing Following the Proposition 218 Notification

REPORT IN BRIEF

Presentation of Variations of Scenario 3 per Council Direction and the Draft Solid Waste Collection and Related Services Rate Study.

RECOMMENDATION

City Council - Adopt a motion:

A. Approving the Solid Waste Collection and Related Services Rate Study Report; and,

B. Selecting a Version of Scenario 3 and specifying with OR without an additional third party litter abatement funding; and,

C. Authorizing staff to proceed with the Public Notification process following Proposition 218 guidelines; and,

D. Setting a Public Hearing for February 18, 2020, at 6:00 PM to approve the amended rates.

K.3. 19-707

SUBJECT: Report and Continued Discussion on Vaping and Flavored Tobacco

REPORT IN BRIEF

A presentation will be made by Dr. MariaElena Gonzalez and Dr. Anna Epperson from UC Merced's Nicotine and Cannabis Policy Center and Dr. Gordon Arakawa from Merced County Department of Public Health.

RECOMMENDATION

It is requested Council give staff further direction on this item.

L. BUSINESS

L.1. 19-695

SUBJECT: Appointment to the Building and Housing Board of Appeals

REPORT IN BRIEF

Accept nomination to fill a Building and Housing Board of Appeals

vacancy.

RECOMMENDATION

City Council - Adopt a motion accepting nomination and appointing James Allen to the Building and Housing Board of Appeals with a term ending date of July 1, 2022 and directing staff to continue recruitment for additional vacancies.

L.2. 19-608 **SUBJECT:** Request to Add Item to Future Agenda

REPORT IN BRIEF

Provides members of the City Council to request that an item be placed on a future City Council agenda for initial consideration by the City Council.

L.3. 19-610 **SUBJECT:** City Council Comments

REPORT IN BRIEF

Provides an opportunity for the Mayor and/or Council Member(s) to make a brief announcement on any activity(ies) she/he has attended on behalf of the City and to make a brief announcement on future community events and/or activities. The Brown Act does not allow discussion or action by the legislative body under this section.

M. ADJOURNMENT

CITY OF MERCED

Merced Civic Center
678 W. 18th Street
Merced, CA 95340

ADMINISTRATIVE REPORT

Agenda Item B.1. Meeting Date: 11/18/2019

SUBJECT: CONFERENCE WITH LEGAL COUNSEL - EXISTING LITIGATION; Englert, et. al. v. City of Merced; Case No. 1:18-CV-01239-LJO-EPG; AUTHORITY: Government Code Section 54956.9(d)(1)

CITY OF MERCED

Merced Civic Center
678 W. 18th Street
Merced, CA 95340

ADMINISTRATIVE REPORT

Agenda Item B.2. Meeting Date: 11/18/2019

SUBJECT: CONFERENCE WITH LEGAL COUNSEL - EXISTING LITIGATION; McKinnon, et. al. v. City of Merced; Case No. 1:18-CV-01124-LJO-SAB; AUTHORITY: Government Code Section 54956.9(d)(1)

CITY OF MERCED

Merced Civic Center
678 W. 18th Street
Merced, CA 95340

ADMINISTRATIVE REPORT

Agenda Item B.3. Meeting Date: 11/18/2019

SUBJECT: PUBLIC EMPLOYEE PERFORMANCE EVALUATION - Title: City Manager; Authority: Government Code Section 54957

ADMINISTRATIVE REPORT

Agenda Item F.1. Meeting Date: 11/18/2019

SUBJECT: Proclamation - Guru Nanak 550th Gurpurb

REPORT IN BRIEF

Accepted by a representative of the Sikh Community

ATTACHMENTS

1. Proclamation

Proclamation

WHEREAS, Sikhs have been living in the United States for more than 120 years, and during the early 20th century thousands of Sikh Americans worked on farms, in lumber mills and mines, and on the Oregon, Pacific, and Eastern Railroad; and

WHEREAS, 2019 is the 550th birthday of the first of ten gurus and founders of Sikhism, Guru Nanak, and Guru Nanak's Gurpurab, which is one of the most important dates in the Sikh calendar, and is celebrated by Sikh's worldwide; and

WHEREAS, Sikh men and women have notably contributed to American society since their arrival in the late 1880s; and

WHEREAS, Sikh Americans pursue diverse professions that add to the social, cultural and economic vibrancy of the United States, including service as members of the United States Armed Forces and making significant contributions to our great nation in agriculture, information technology, small business, the hospitality industry, trucking, medicine, and technology; and

WHEREAS, The City of Merced recognizes and appreciates the rich history and shared experiences of Sikh Americans.

NOW, THEREFORE, I, MIKE MURPHY, Mayor of the City of Merced, on behalf of the City Council, do hereby recognize the historical, cultural, and religious significance of Sikh Americans and Guru Nanak's 550th birthday and express respect for all Sikhs who practice their faith, and do hereby proclaim Monday, November 18th, 2019 to be "Guru Nanak's 550th Gurpurb, or Birth Anniversary Day"

Signed this 18th day of November, 2019.

_____

Mike Murphy, Mayor of Merced

ADMINISTRATIVE REPORT

Agenda Item I.1. Meeting Date: 11/18/2019

SUBJECT: Reading by Title of All Ordinances and Resolutions

REPORT IN BRIEF

Ordinances and Resolutions which appear on the public agenda shall be determined to have been read by title and a summary title may be read with further reading waived.

RECOMMENDATION

City Council - Adopt a motion waiving the reading of Ordinances and Resolutions, pursuant to Section 412 of the Merced City Charter.

CITY OF MERCED

Merced Civic Center
678 W. 18th Street
Merced, CA 95340

ADMINISTRATIVE REPORT

Agenda Item I.2. Meeting Date: 11/18/2019

Report Prepared by: Taylor Gates, Administrative Assistant I, Planning Division

SUBJECT: Information Only - Planning Commission Meeting Minutes of October 9, 2019

RECOMMENDATION
For information only.

ATTACHMENTS
1. Minutes

City of Merced
PLANNING COMMISSION
Agenda

SEMIMONTHLY REGULAR SESSION

Accommodations for Individuals with Disabilities may be Prearranged and Assisted Listening Devices Available in the Council Chambers Please Contact the Recording Secretary at (209) 385-6858

CALL TO ORDER

MOMENT OF SILENCE

PLEDGE OF ALLEGIANCE TO THE FLAG

ROLL CALL

Merced City Council Chambers
Wednesday, October 9, 2019
7:00 p.m.

1. APPROVAL OF AGENDA
2. MINUTES: September 18, 2019

S P E A K E R S

Please be brief and to the point - preferably 3 to 5 minutes.
Max Time Limit prior to Agendized items: 15 minutes. Once the maximum has been reached, remaining speakers will be asked to wait until the end of the meeting to make their comments.
To address the Planning Commission, complete a Request to Speak Form and place in the drop box located to the right of the speaker podium prior to the opening of the public hearing or the announcement of the item by the Chairperson. Speakers will be called up, 3 to 5 at a time, in the order in which the forms are received.
Please use the microphone and state your name and city of residence for the record.
Information/instruction on how the meeting will be run appears on the reverse side of this page.

PUBLIC HEARINGS/REPORTS:

Permits, license, and other entitlements:
Applicant's Representative – 15 minutes (including rebuttal)
Appellant's Representative – 15 minutes (including rebuttal)
All other speakers will have 5 minutes each.

All other issues:
3 or less speakers: 5 minutes each
Over 3 speakers: Maximum of 3 minutes each
A timer clock is located directly across from the podium, illuminating the speaker's remaining time. Once the time is exhausted, a buzzer sounds. Please be courteous and conclude your discussion promptly.

GENERAL INFORMATION

The Planning staff can assist you with other planning questions on matters such as annexation to the city, land subdivision, downtown Merced projects, home occupation permits, zoning, population and housing. (Phone 385-6858) 678 West 18th Street, Merced, CA 95340. Prior to each regular Commission Meeting, a complete agenda packet is available for review in the Planning Department at 678 West 18th Street, Merced, and on the City's website at www.cityofmerced.org. Any documents provided to a majority of the Commissioners after this agenda is posted will be available for public inspection in the Planning Department during normal business hours.

THE PLANNING COMMISSION

The citizens of Merced elect the members of the City Council. They in turn appoint seven advisors, the Planning Commission, to make recommendations on planning matters. The Commissioners are civic-minded citizens who serve an average of 35 meetings a year with no pay. Meetings are normally held at 7:00 p.m. on the Wednesday nights following the first and third Mondays of the month, in addition to special meetings as called.

The staff assists the Commission but does not vote. The City Attorney provides legal assistance and assists the Commission on procedural matters; the Planning Director and staff prepare the agenda, provide reports, etc. Other City staff members such as the Civil Engineer also serve as advisors to the Commission.

PLANNING COMMISSION MEETINGS

The Commissioners are interested in your views and want to hear them. Information on a proposed action is publicized before it is brought before the Planning Commission. For example, on a proposed zoning action, mailers are sent to all property owners within a 300-foot radius and a notice appears in the legal advertisement section of the Merced Sun-Star. Important pending items will also often be mentioned in pre-meeting references in the local newspaper.

Consent Items

Items noted as "(CONSENT)" are considered routine and will normally be approved without a staff presentation or discussion by the Planning Commission unless a Commissioner or member of the audience has a question(s) or wishes to make a statement or discuss an item. If so, please approach the microphone at the time the particular item is reached.

Public Hearings

The Commission will ask those who are for* or against** a proposal to speak at all public hearings. The sequence of events is:

1. Staff report of facts and a recommendation.
2. Applicant's statement.
3. Proponents* of the proposal.
4. Opponents** of the proposal.

(5. If necessary, a summary statement or rebuttal from the applicant.)

If you decide to speak, please submit a "Request to Speak" form prior to the start of the public hearing. You will be called up to speak at the appropriate time by the Recording Secretary. Please start by giving your name and city of residence, then tell the Commissioners your concern. We want your views; don't worry about how to say them. If several people have spoken, try not to be repetitious. If there are several in your area with concerns, why not appoint a spokesman. The Commission is particularly interested in the specific reasons you are for or against a proposal because their decision has to be based on specific reasons.

A Commission denial of a request or proposal is final in the case of Conditional Use Permit Applications (unless appealed to City Council within five business days) and Tentative Subdivision Maps (unless appealed to City Council within 10 business days). On many other items, the Commission RECOMMENDS ACTION to the Council. If your item is passed on to the City Council, be sure to follow up by attending the Council hearings and expressing your point of view.

You may also find that the Commission may not get to your item - set for 7:00 p.m. public hearing - until 10:00 p.m. for instance. We regret you having to wait. Experience has shown that setting hearings 1/2 - 1 hour apart is unwise, however. Sometimes matters are withdrawn or are resolved quickly leaving the Commission and public in a position of waiting for an appointed time to arrive.

3. COMMUNICATIONS

At this time, any member of the audience may comment on any matter which is not listed on the agenda. Please submit a "Request to Speak" form prior to the announcement of the item by the Chairperson.

4. ITEMS

Any matters listed as ("CONSENT") in the descriptions below are considered routine by the Planning Commission and will be adopted by one action of the Commission unless any citizen submits a "Request to Speak" form or Commission member has any question or wishes to make a statement or discuss an item. In that event, the Chairperson will remove that item from the Consent Calendar and place it for separate consideration.

4.1 **Conditional Use Permit #1233**, initiated by Gelt Holdings, Inc., on behalf of Shemoil Moradzadeh, property owner. This application involves a request to allow for the delivery and sale of beer and wine for on-site consumption within a restaurant (Pizza Hut) located at 580 W. Olive Avenue. The subject site is generally located on the south side of Olive Avenue, approximately 200 feet east of M Street, within Planned Development (P-D) #4, with a Neighborhood Commercial (CN) General Plan designation. *PUBLIC HEARING*

ACTION: Approve/Disapprove/Modify

1. Environmental Review #19-22 (Categorical Exemption)
2. Conditional Use Permit #1233

4.2 **Conditional Use Permit #1234**, initiated by Silvia Magallon on behalf of TD REO Fund, LLC, property owner. This application involves a request to operate a food truck within the 76/Circle K parking lot, generally located at the northeast corner of G Street and 21st Street (2104 G Street), within a Neighborhood Commercial (C-N) Zone. *PUBLIC HEARING*

ACTION: Approve/Disapprove/Modify

1. Environmental Review #19-23 (Categorical Exemption)
2. Conditional Use Permit #1234

4.3 **Sign/Zoning Ordinance Amendment #19-04**, initiated by the City of Merced. This application involves changes to the Merced Zoning Ordinance (Chapter 20.62 "Signs" of the Merced Municipal Code) and Sign Ordinance (Chapter 17.36 "Signs" of the Merced Municipal Code), including Article I—Definitions, Article II—General Regulations, Article III—Regulations for North Merced, and Article IV—Regulations for Downtown. This amendment would involve various additions and modifications to the City's requirements for signs. *PUBLIC HEARING*

ACTION: Recommendation to City Council (tentatively scheduled for Council consideration on November 18, 2019)

1. Environmental Review #19-21 (Categorical Exemption)
2. Sign/Zoning Ordinance Amendment #19-04

5. INFORMATION ITEMS

5.1 Calendar of Meetings/Events (see below)

6. ADJOURNMENT (Traditionally no later than 11:00 p.m.)

CALENDAR OF MEETINGS/EVENTS

October	7	City Council, 6:00 p.m.
	9	Planning Commission, 7:00 p.m.
	21	City Council, 6:00 p.m.
	22	Bicycle Advisory Commission, 3:00 p.m.
	23	Planning Commission, 7:00 p.m.
November	4	City Council, 6:00 p.m.
	6	Planning Commission, 7:00 p.m.
	18	City Council, 6:00 p.m.
	20	Planning Commission, 7:00 p.m. ***(May Be Cancelled)***

N:shared:planning:PCAgenda

CITY OF MERCED

Merced Civic Center
678 W. 18th Street
Merced, CA 95340

ADMINISTRATIVE REPORT

Agenda Item I.3. Meeting Date: 11/18/2019

Report Prepared by: Jennifer Levesque, Deputy City Clerk, City Clerk's Office

SUBJECT: Information Only - Arts and Culture Advisory Commission Meeting Minutes of February 8, 2019, March 14, 2019, April 18, 2019, June 20, 2019, July 18, 2019, August 15, 2019, and September 19, 2019

RECOMMENDATION
For information only.

ATTACHMENTS
1. ACA Minutes 02-8-2019
2. ACA Minutes 03-14-2019
3. ACA Minutes 04-18-2019
4. ACA Minutes 06-20-2019
5. ACA Minutes 07-18-2019
6. ACA Minutes 08-15-2019
7. ACA Minutes 09-19-2019

CITY OF MERCED

Merced Civic Center
678 W. 18th Street
Merced, CA 95340

Minutes

Arts and Culture Advisory Commission

Friday, February 8, 2019 **4:00 PM**

1. PLEDGE OF ALLEGIANCE

2. CALL TO ORDER

Chairperson DENNIS called the Special Meeting to order at 4:02 PM.

3. ROLL CALL

Present: 5 - Member Colton Dennis, Dob Francise, Rob Hypes, Monika Modest and Member Diana Odom Gunn

Absent: 1 - Monika Saini

4. PUBLIC COMMENT

UC Students stated they were there to observe the meeting and requested to interview the Commissioners after the meeting.

5. CONSENT CALENDAR

5.1. **SUBJECT:** Arts and Culture Advisory Commission Minutes of January 10, 2019

REPORT IN BRIEF

Arts and Culture Advisory Commission Minutes from the meeting of January 10, 2019.

RECOMMENDATION

Adopt a motion approving and filing the Arts and Culture Advisory Commission minutes of January 10, 2019.

A motion was made by Member Odom Gunn, seconded by Member Hypes, that this agenda item be approved. The motion carried by the following vote:

Aye: 5 - Dennis
Member Francise
Member Hypes
Member Modest
Member Odom Gunn

No: 0

Absent: 1 - Member Saini

Clerk's Note: Member SAINI arrived at 4:05 PM.

6. REPORTS

6.1. **SUBJECT:** Brown Act Training for Committee Members

REPORT IN BRIEF
Training will include an overview of the Brown Act.

RECOMMENDATION
Information - Only

City Attorney Phaedra NORTON gave a slide show presentation on the Brown Act.

6.2. **SUBJECT:** Discussion on Establishing an Arts and Cultural District in Downtown Merced

REPORT IN BRIEF
Discuss the Background and Processes Associated with the Formation of an Arts and Cultural District.

RECOMMENDATION
Direct staff to investigate further and provide additional information on the application requirements.

Assistant City Manager Stephanie DIETZ gave a slide show presentation on Establishing an Arts and Cultural District in Downtown Merced.

Commissioners directed Staff to provide additional information on partnerships.

Clerk's Note: No formal vote was taken.

6.3. **SUBJECT:** Appropriation of Funds for Use by the City's Arts and Culture Advisory Commission

REPORT IN BRIEF
The City Council accepted a grant award from PG&E Corporation

Foundation in the amount of $3,000 and appropriated the funds for use by the City's Arts and Culture Advisory Commission.

RECOMMENDATION

Direct Staff where to appropriate funds.

Assistant City Manager Stephanie DIETZ gave a brief presentation on the appropriation of funds for use by the Arts and Culture Advisory Commission.

Commissioners discussed the different uses of the funds.

Commissioners directed staff to look into cost for art maintenance at the G Street underpass and potential opportunities for a community calendar.

Clerk's Note: No formal vote was taken.

6.4. **SUBJECT:** City of Merced Entry Signs

REPORT IN BRIEF

The City Manager will present the history of the City's entry signs and review the renderings from a contractor for potential entry signs to be presented to the City Council.

RECOMMENDATION

Information-Only.

City Manager Steve CARRIGAN gave a slide show presentation on Entry Signs.

Commissioners and Mr. CARRIGAN discussed entry signs and timeline.

7. BUSINESS

7.1. **SUBJECT:** Developing an Arts and Culture Advisory Commission Mission Statement

REPORT IN BRIEF

Develop a Mission Statement for the Arts and Culture Advisory Commission.

RECOMMENDATION

Direct Staff to publish a mission statement.

Commissioners gave staff key terms and direction for the Arts and Cultural

Commission Misssion Statement.

7.2. Request to Add Item to Future Agenda

Ex-Officio Member PRATT requested to add an item to discuss changing the meeting time.

8. ADJOURNMENT

Clerk's Note: The Special Meeting adjourned at 5:26 PM.

A motion was made by Member Hypes, seconded by Member Francise, to adjourn the Special Meeting. The motion carried by the following vote:

Aye: 6 - Dennis
Member Francise
Member Hypes
Member Modest
Member Saini
Member Odom Gunn

No: 0

Absent: 0

By: Approved:

Jennifer Levesque
Deputy City Clerk

Colton Dennis
Chair

CITY OF MERCED

Merced Civic Center
678 W. 18th Street
Merced, CA 95340

Minutes

Arts and Culture Advisory Commission

Thursday, March 14, 2019 **3:00 PM**

1. PLEDGE OF ALLEGIANCE

2. CALL TO ORDER

Chair DENNIS called the Arts and Culture Advisory Commission to order at 3:04 PM.

3. ROLL CALL

Present: 6 - Chairperson Colton Dennis, Dob Francise, Rob Hypes, Monika Modest, Monika Saini and Vice Chair Diana Odom Gunn

Absent: 0

Present Ex-Officio Members:

Kim GARNER
Anthony MARTINEZ (Arrived at 3:14 PM)
Patricia PRATT (Arrived at 3:07 PM)

Absent Ex-Officio Members:
Harley HERMOSILLO

Clerk's Note: Commissioner MODEST arrived to the meeting at 3:46 PM.

4. PUBLIC COMMENT

There were none.

5. CONSENT CALENDAR

5.1. **SUBJECT:** Arts and Culture Advisory Commission Minutes of February 8, 2019

REPORT IN BRIEF
Arts and Culture Advisory Commission Minutes from the meeting of

February 8, 2019.

RECOMMENDATION

Adopt a motion approving and filing the Arts and Culture Advisory Commission minutes of February 8, 2019.

A motion was made by Member Hypes, seconded by Member Odom Gunn, that this agenda item be approved. The motion carried by the following vote:

Aye: 5 - Dennis
Member Francise
Member Hypes
Member Saini
Vice Chair Odom Gunn

No: 0

Absent: 1 - Member Modest

6. REPORTS

6.1. **SUBJECT:** City of Merced Entry Signs

REPORT IN BRIEF

Discuss options for the City of Merced entry signs.

RECOMMENDATION

Provide a formal recommendation to City Council for next steps on entry signs.

City Manager Steve CARRIGAN gave a slide show presentation on the City of Merced Entry Signs.

Commissioners, Ex-Officio Members, and Mr. CARRIGAN discussed the entry signs options and made suggestions.

Michael BELLUOMINI, Merced - spoke on the City's entry sign contest and the City's slogan.

6.2. **SUBJECT:** Discussion on the List of Public Art in the City of Merced and possible next steps to Develop an Official Public Art Inventory for the City of Merced

REPORT IN BRIEF

Discuss the list of public art in the City of Merced and next steps to develop an official public art inventory for the City of Merced.

RECOMMENDATION

Provide direction on next steps to develop an official public art inventory for the City of Merced.

Assistant City Manager Stephanie DIETZ gave a slide show presentation on the List of Public Art in the City of Merced and possible next steps to develop an Official Public Art Inventory for the City of Merced.

Commissioners and Ms. DIETZ discussed walking tours of districts and creating an art map.

Clerk's Note: An Ad-Hoc Committee for Public Art inventory was developed with Commissioner FRANCISE, Commissioner MODEST, Ex-Officio Member PRATT, and Ex-Officio GARNER being part of the committee.

7. BUSINESS

7.1. **SUBJECT:** Adoption of an Arts and Culture Advisory Commission Mission Statement

REPORT IN BRIEF

Considers the adoption of the Arts and Culture Advisory Commission draft Mission Statement.

RECOMMENDATION

Adopt a motion approving the Arts and Culture Advisory Commission Mission Statement.

Assistant to the City Manager Mike CONWAY presented the draft mission statement for Commissioner's review.

Commissioners, Ex-Officio Members, and staff discussed simplifying the mission statement and made revisions.

A motion was made by Member Francise, seconded by Member Modest, to have staff bring back the revised Mission Statement to the April 18th Meeting. The motion carried by the following vote:

Aye: 6 - Dennis
Member Francise
Member Hypes
Member Modest
Member Saini
Vice Chair Odom Gunn

No: 0

Absent: 0

7.2. **SUBJECT:** Discussion on Changing the Day and Time of the Arts and Culture Advisory Commission

REPORT IN BRIEF

Discuss changing the day and time of the Arts and Culture Advisory Commission.

RECOMMENDATION

Provide direction to staff to make the revisions to the Ordinance regarding the meeting time and date.

Assistant City Manager Stephanie DIETZ briefly discussed the process of changing the day and time of the Arts and Culture Advisory Commission meetings.

Commissioners agreeded to change the day and time of the meetings to the third Thursdays of every odd numbered month at 4:00 PM and directed staff to make those revisions to the Ordinance.

7.3. **SUBJECT:** Arts and Culture Advisory Commission to Set FY 2019/20 Goals and Priorities

REPORT IN BRIEF

Discuss the Goals and Priorities for the Arts and Culture Advisory Commission for FY 2019/20.

RECOMMENDATION

Provide staff direction on Goals and Priorities for FY 2019/20.

Assistant City Manager Stephanie DIETZ gave a presentation on setting the Arts and Culture Advisory Commission FY 2019/20 Goals and Priorities.

Commissioners and Ex-Officio Members discussed and revised their goals and priorities list.

Eric MOORE, Merced - spoke on grants and how it ties in with projects.

Clerk's Note: This item will be brought back to the April 18, 2019 meeting to be approved.

7.4. **SUBJECT:** Discussion on Current Projects

REPORT IN BRIEF

Discuss the current projects that the Commission has had Staff work on.

RECOMMENDATION

Information-Only.

Assistant City Manager Stephanie DIETZ gave a brief update on the current projects that the Commission has had Staff work on.

Commissioner MODEST and Ms. DIETZ discussed using grant money to maintain art and the Bob Hart Square lettering.

Commissioners, Ex-Officio Members, and Ms. DIETZ discussed a citywide events calendar.

7.5. Request to Add Item to Future Agenda/Commissioner Comments

Ex-Officio Member PRATT spoke about the World Justice Summit event and the Ceasar Chavez March event.

Commissioner MODEST spoke on the Starry Night Homeless project.

Ex-Officio Member GARNER reported on attending Arts Week at UC Merced.

Chair DENNIS spoke on the County Courthouse Museum Yosemite exhibit, a new Artistic Director at the Playhouse Merced, the Women in Art event, a new creative collective play, the Art Hop April event, and Kid's Day at the Multicultural Art Center.

8. ADJOURNMENT

Clerk's Note: The Arts and Culture Advisory Commission meeting adjourned at 5:12 PM.

A motion was made by Member Francise, seconded by Member Hypes, to adjourn the Arts and Culture Advisory Commission meeting. The motion carried by the following vote:

Aye: 6 - Dennis
Member Francise
Member Hypes
Member Modest
Member Saini
Vice Chair Odom Gunn

No: 0

Absent: 0

By:

Approved:

Jennifer Levesque
Deputy City Clerk

Colton Dennis
Chair

CITY OF MERCED

Merced Civic Center
678 W. 18th Street
Merced, CA 95340

Minutes

Arts and Culture Advisory Commission

Thursday, April 18, 2019 **4:00 PM**

1. PLEDGE OF ALLEGIANCE

2. CALL TO ORDER

Chair DENNIS called the Arts and Culture Advisory Commission Special Meeting to order at 4:02 PM.

3. ROLL CALL

Present Ex-Officio Members:

Kim GARNER

Absent Ex-Offico Members:

Harley HERMOSILLO
Anthony MARTINEZ
Patricia PRATT

Present: 5 - Chairperson Colton Dennis, Dob Francise, Monika Modest, Monika Saini and Vice Chair Diana Odom Gunn

Absent: 1 - Rob Hypes

4. PUBLIC COMMENT

None.

5. CONSENT CALENDAR

5.1. **SUBJECT:** Arts and Culture Advisory Commission Minutes of March 14, 2019

REPORT IN BRIEF

Arts and Culture Advisory Commission Minutes from the meeting of March 14, 2019.

RECOMMENDATION

Adopt a motion approving and filing the Arts and Culture Advisory Commission minutes of March 14, 2019.

A motion was made by Chairperson Dennis, seconded by Vice Chair Odom Gunn, that this agenda item be approved. The motion carried by the following vote:

Aye: 5 - Dennis
Member Francise
Member Modest
Member Saini
Vice Chair Odom Gunn

No: 0

Absent: 1 - Member Hypes

5.2. **SUBJECT:** Annual Arts and Culture Advisory Commission Attendance Report

REPORT IN BRIEF
Yearly attendance report for Arts and Culture Advisory Commission.

RECOMMENDATION
For Information Only.

This Consent Item was approved.

Aye: 5 - Dennis
Member Francise
Member Modest
Member Saini
Vice Chair Odom Gunn

No: 0

Absent: 1 - Member Hypes

6. REPORTS

6.1. **SUBJECT:** Discussion on the Official Public Art Inventory

REPORT IN BRIEF
Discuss the official list of public art inventory.

RECOMMENDATION
Information - Only

The Public Art Inventory Ad-Hoc Committee discussed their approach to chronicle all of the City of Merced's Public Art.

Clerk's Note: No formal vote was taken, this item was an information-only item.

6.2. **SUBJECT:** Discussion on the Estimated Cost of Art Maintenance for the G Street Underpass and Bob Hart Square Art Pieces

REPORT IN BRIEF

Discuss the cost and use of the $3,000 grant funding for art maintenance.

RECOMMENDATION

Provide staff direction for the use of the $3,000 grant funding.

Tax Services Manager Carl BROWN discussed options and cost estimates of maintaining the art for the G Street Underpass and Bob Hart Square art pieces.

Commissioners discussed the options that were presented to them.

A motion was made by Member Francise, seconded by Member Modest, to direct staff to allocate funds to the Downtown Fund and to stain the Bob Hart Square cement lettering and defer the color choice to the original artist. The motion carried by the following vote:

Aye: 5 - Dennis
Member Francise
Member Modest
Member Saini
Vice Chair Odom Gunn

No: 0

Absent: 1 - Member Hypes

7. BUSINESS

7.1. **SUBJECT:** Adoption of an Arts and Culture Advisory Commission Mission Statement

REPORT IN BRIEF

Considers the adoption of the Arts and Culture Advisory Commission draft Mission Statement.

RECOMMENDATION

Adopt a motion approving the Arts and Culture Advisory Commission Mission Statement.

Assistant to the City Manager Mike CONWAY presented the draft mission

statement for Commissioner's approval.

Commissioners, Ex-Officios Member, and Staff discussed simplifying the mission statement and made their final revisions.

A motion was made by Member Francise, seconded by Member Modest, that this agenda item be approved as amended. The motion carried by the following vote:

Aye: 5 - Dennis
Member Francise
Member Modest
Member Saini
Vice Chair Odom Gunn

No: 0

Absent: 1 - Member Hypes

7.2. **SUBJECT:** Updated Arts and Culture Advisory Commission FY 2019/20 Goals and Priorities

REPORT IN BRIEF

Discuss the updated Goals and Priorities for the Arts and Culture Advisory Commission for FY 2019/20.

RECOMMENDATION

Arts and Culture Advisory Commission - Adopt a motion approving the Arts and Culture Advisory Commission FY 2019/20 Goals and Priorities.

Assistant City Manager Stephanie DIETZ presented the updated FY 2019/2020 Arts and Culture Advisory Commission Goals and Priorities.

Commissioners, Ex-Offico Member, and Staff discussed and revised their goals and priorities list.

A motion was made by Member Francise, seconded by Member Saini, that this agenda item be approved. The motion carried by the following vote:

Aye: 5 - Dennis
Member Francise
Member Modest
Member Saini
Vice Chair Odom Gunn

No: 0

Absent: 1 - Member Hypes

8. ADJOURNMENT

Clerk's Note: The Arts and Culture Advisory Commission Special

Meeting adjourned at 4:47 PM.

A motion was made by Member Francise, seconded by Member Saini, to adjourn the Special Meeting. The motion carried by the following vote:

Aye: 5 - Dennis
Member Francise
Member Modest
Member Saini
Vice Chair Odom Gunn

No: 0

Absent: 1 - Member Hypes

By: Approved:

Jennifer Levesque
Deputy City Clerk

Colton Dennis
Chair

CITY OF MERCED

Merced Civic Center
678 W. 18th Street
Merced, CA 95340

Minutes

Arts and Culture Advisory Commission

Thursday, June 20, 2019 **4:00 PM**

A. CALL TO ORDER

Clerk's Note: The Special Meeting was called to order at 4:02 PM.

B. PLEDGE OF ALLEGIANCE

C. ROLL CALL

Present Ex-Officio Members:

Kim GARNER
Patricia PRATT

Present: 5 - Chairperson Colton Dennis, Dob Francise, Rob Hypes, Monika Modest and Vice Chair Diana Odom Gunn

Absent: 1 - Monika Saini

D. PUBLIC COMMENT

There were none.

E. CONSENT CALENDAR

E.1. **SUBJECT:** Arts and Culture Advisory Commission Minutes of April 18, 2019

REPORT IN BRIEF

Arts and Culture Advisory Commission Minutes from the meeting of April 18, 2019.

RECOMMENDATION

Adopt a motion approving and filing the Arts and Culture Advisory Commission minutes of April 18, 2019.

A motion was made by Chairperson Dennis, seconded by Member Modest, that this agenda item be approved. The motion carried by the following vote:

Aye: 5 - Dennis
Member Francise
Member Hypes
Member Modest
Vice Chair Odom Gunn

No: 0

Absent: 1 - Member Saini

F. REPORTS

F.1. **SUBJECT:** Future Funding Discussion

REPORT IN BRIEF

Discussion on future funding for art projects in the City.

RECOMMENDATION

Direct Staff on the next steps to secure future funding.

City Manager Steve CARRIGAN gave an update on his meeting with the National Endowment for the Arts.

Jayson BEASTER-JONES, UC Merced - spoke on the National Endowment for the Arts "Our Town" grant and partnership between UC Merced and the City of Merced.

Vice-Chair GUNN discussed the Burners Without Borders grant that she applied to on behalf of the Arts and Culture Advisory Commission.

Assistant City Manager Stephanie DIETZ explained the process for the Commission to apply for grants and obtaining Council approval.

Clerkk's Note: Commissioners and Ex-Officio members continued discussion of the proposed project.

A motion was made by Vice Chair Odom Gunn, seconded by Member Francise, to retroactively approve the grant application and to request authority from Council to submit similar grant applications for future projects. The motion carried by the following vote:

Aye: 5 - Dennis
Member Francise
Member Hypes
Member Modest
Vice Chair Odom Gunn

No: 0

Absent: 1 - Member Saini

F.2.

SUBJECT: Request from Ex-Officio Member Pratt for a Report on Areas Highly Impacted by Graffiti and Vandalized in the City

REPORT IN BRIEF

Discuss the areas in the City that are highly impacted by graffiti and vandalism.

RECOMMENDATION

Information-Only

Deputy City Clerk Jennifer LEVESQUE gave a presentation on the impacted areas in the City that are affected by graffiti.

Assistant City Manager Stephanie DIETZ discussed different art options for the graffiti structures in the City.

Commissioners, Ex-Officio Memebr PRATT, Ms. LEVESQUE, and Ms. DIETZ discussed the commonly graffiti areas, and creative ways to prevent graffiti.

Clerk's Note: No formal action was taken.

G. BUSINESS

G.1. Commission Comments/Closing Comments

Commissioners and Deputy City Clerk Jennifer Levesque discussed the approved resolution for the change in the day and time of the Arts and Culture Advisory Commission.

G.2. Request to Add Item to Future Agenda

Commissioners and Ms. DIETZ discussed adding the following items to the June 20, 2019 agenda:

Follow-up on the G Street Undercrossing Art Maintenance and the Bob Hart Square cement staining
Update on the Art Inventory
Welcome Signs
Discussion on Stakeholders Meeting

H. ADJOURNMENT

Clerk's Note: The Special Meeting was adjourned at 4:56 PM.

A motion was made by Member Francise, seconded by Chairperson Dennis, to adjourn the Special Meeting. The motion carried by the following vote:

Aye: 5 - Dennis
Member Francise
Member Hypes
Member Modest
Vice Chair Odom Gunn

No: 0

Absent: 1 - Member Saini

By: Approved:

Jennifer Levesque
Deputy City Clerk

Colton Dennis
Chair

CITY OF MERCED

Merced Civic Center
678 W. 18th Street
Merced, CA 95340

Minutes

Arts and Culture Advisory Commission

Thursday, July 18, 2019 **4:00 PM**

A. CALL TO ORDER

Chair DENNIS called the Regular Meeting to order at 4:02 PM.

B. PLEDGE OF ALLEGIANCE

C. ROLL CALL

Present Ex-Officio Members:

Anthony MARTINEZ
Patricia PRATT

Absent Ex-Officio Members:

Kim GARNER
Harley HERMOSILLO

Present: 6 - Chairperson Colton Dennis, Dob Francise, Rob Hypes, Monika Modest, Monika Saini and Vice Chair Diana Odom Gunn

Absent: 0

D. PUBLIC COMMENT

There were none.

E. CONSENT CALENDAR

E.1.

SUBJECT: Arts and Culture Advisory Commission Minutes of June 20, 2019

REPORT IN BRIEF

Arts and Culture Advisory Commission Minutes from the meeting of June 20, 2019.

RECOMMENDATION

Arts and Culture Advisory Commission - Adopt a motion approving and filing the Arts and Culture Advisory Commission minutes of June 20, 2019.

A motion was made by Vice Chair Odom Gunn, seconded by Member Francise, that this agenda item be approved. The motion carried by the following vote:

Aye: 6 - Dennis
Member Francise
Member Hypes
Member Modest
Member Saini
Vice Chair Odom Gunn

No: 0

Absent: 0

F. REPORTS

F.1. **SUBJECT:** Update on the Art Maintenance for the G Street Underpass and Bob Hart Square Art Pieces

REPORT IN BRIEF
Staff will give an update on the Art Maintenance for the G Street Underpass and the cement staining on the Bob Hart Square lettering.

RECOMMENDATION
For Information-Only.

Tax Services Manager Carl BROWN gave an update on the Art Maintenance for the G Street Underpass and Bob Hart Square Art Pieces projects.

Commissioners and Mr. BROWN discussed the cost of both projects and different maintnenance techniques to clean the art pieces.

Clerk's Note: No formal vote was taken.

F.2. **SUBJECT:** Update on the Official Public Art Inventory

REPORT IN BRIEF
Update on the official list of public art inventory.

RECOMMENDATION
For Information - Only

Clerk's Note: This item was continued to the next scheduled Arts and Culture Advisory Commission Meeting.

F.3. **SUBJECT:** Update on Future Funding Discussion

REPORT IN BRIEF

Update on the discussed future funding for art projects in the City.

RECOMMENDATION

For Information-Only.

Clerk's Note: This item was continued to the next scheduled Arts and Culture Advisory Commission Meeting.

G. BUSINESS

G.1. **SUBJECT:** Discussion on Meeting with Stakeholders and Appointing a Subcommittee

REPORT IN BRIEF

Discussion on informing Stakeholders about the progress and projects from the Arts and Culture Advisory Commission and appoint a subcommittee for Stakeholders outreach.

RECOMMENDATION

Arts and Culture Advisory Commission - Adopt a motion appointing a subcommittee for Stakeholders outreach.

Chair DENNIS discussed involving other Arts agencies and groups to be included and apart of what the Arts and Culture Advisory Commission is working on.

Commissioners and Deputy City Clerk Jennifer LEVESQUE discussed meeting with stakeholders in the community, facilitate a summit, inviting artists and stakeholders to the Arts and Culture Advisory Commission meetings, and establishing a subcommittee for stakeholders and artist outreach.

A motion was made by Chairperson Dennis, seconded by Vice Chair Odom Gunn, to create a subcommittee for stakeholder and agency outreach and appoint Chair Dennis, Commissioner Francise and Commissioner Modest to the subcommittee. The motion carried by the following vote:

Aye: 6 - Dennis
Member Francise
Member Hypes
Member Modest
Member Saini
Vice Chair Odom Gunn

No: 0

Absent: 0

G.2. Commission Comments

Chair DENNIS spoke on upcoming events: the Art Hop, a reception at the Art Center, and the Phoenix Fest. He also reported on attending a meeting on the Our Town Grant. He also spoke on a grant for the Arts Council.

Commissioner MODEST spoke on her art project "A Starry Night' at the MOAT in Applegate Park.

G.3. Request to Add Item to Future Agenda

Chair DENNIS requested to add an item on appointing a representative to the Preparedness Meeting in Mariposa.

H. ADJOURNMENT

Clerk's Note: The Arts and Culture Advisory Commission was adjourned at 4:41 PM.

A motion was made by Chairperson Dennis, seconded by Member Francise, to adjourn the Arts and Culture Advisory Commission meeting. The motion carried by the following vote:

Aye: 6 - Dennis
Member Francise
Member Hypes
Member Modest
Member Saini
Vice Chair Odom Gunn

No: 0

Absent: 0

By: Approved:

Jennifer Levesque
Deputy City Clerk

Colton Dennis
Chair

CITY OF MERCED

Merced Civic Center
678 W. 18th Street
Merced, CA 95340

Minutes

Arts and Culture Advisory Commission

Thursday, August 15, 2019 **4:00 PM**

A. CALL TO ORDER

Chair DENNIS called the Arts and Culture Advisory Commission to order at 4:02 PM.

B. PLEDGE OF ALLEGIANCE

C. ROLL CALL

Present Ex-Officio Members:

Kim GARNER

Absent Ex-Officio Members:

Harley HERMOSILLO
Patricia PRATT

Clerk's Note: Ex-Officio Member MARTINEZ arrived the Special Meeting at 4:09 PM.

Present: 5 - Chairperson Colton Dennis, Rob Hypes, Monika Modest, Vice Chair Diana Odom Gunn and Maria Del Zaragoza

Absent: 2 - Dob Francise and Monika Saini

D. PUBLIC COMMENT

Heike HAMBLEY, Merced - spoke on the programs and events the Merced Shakespeare Festival holds. She also spoke on the maintenance of the Merced Outdoor Amphitheater (MOAT) and the hardship of publicizing their programs.

Jane VANN-BRYAN, Merced spoke on the programs and events the Merced Academy of Dance and Merced Civic Ballet holds. She also spoke on establishing a community calendar.

Manuel ALVARADO, Merced - spoke on the importance of arts in th City. He spoke on the commissioned art the Merced Main Street Association has done for the downtown area and collaborated projects. He also spoke on fundraising for future projects.

E. CONSENT CALENDAR

E.1. **SUBJECT:** Arts and Culture Advisory Commission Minutes of July 18, 2019

REPORT IN BRIEF

Arts and Culture Advisory Commission Minutes from the meeting of July 18, 2019.

RECOMMENDATION

Arts and Culture Advisory Commission - Adopt a motion approving and filing the Arts and Culture Advisory Commission minutes of July 18, 2019.

A motion was made by Member Hypes, seconded by Member Modest, that this agenda item be approved. The motion carried by the following vote:

Aye: 5 - Dennis
Member Hypes
Member Modest
Vice Chair Odom Gunn
Member Del Zaragoza

No: 0

Absent: 2 - Member Francise
Member Saini

F. REPORTS

F.1. **SUBJECT:** Update on the Official Public Art Inventory

REPORT IN BRIEF

Update on the official list of public art inventory.

RECOMMENDATION

For Information - Only

Ex-Officio Member GARNER gave a presentation updating the Commission on Official Public Art Inventory.

Assistant City Manager Stephanie DIETZ, Ex-Officio Member GARNER and Commissioner discussed the condition of the current art the city has, the next steps of the public art inventory, and brigning more content to the next meeting.

F.2. **SUBJECT:** Update on Future Funding Discussion

REPORT IN BRIEF

Update on the discussed future funding for art projects in the City.

RECOMMENDATION

For Information-Only.

Assistant City Manager Stephanie DIETZ gave a presentation updating the Commission on future art funding regarding the Our Town grant and discssions with the National Endowment of Arts.

Commissioners and Ms. DIETZ discussed funding for the Veterans Bridge art project, process of choosing an artist, and developing a policy.

G. BUSINESS

G.1.

SUBJECT: Chair Dennis' Request to Discuss and Nominate a Commissioner to Attend a Grant Meeting on Preparedness for a Disaster

REPORT IN BRIEF

Discussion and possible nomination to attend a County Grant Meeting on Preparedness for a Disaster in Mariposa.

RECOMMENDATION

Arts and Culture Advisory Commission - Adopt a motion appointing a member to attend the grant meeting.

Chair DENNIS discussed the grant meeting on preparedness for a disaster.

A motion was made by Vice Chair Odom Gunn, seconded by Member Modest, to nominate Member Hypes to attend the County Grant meeting on September 16, 2019. The motion carried by the following vote:

Aye: 5 - Dennis
Member Hypes
Member Modest
Vice Chair Odom Gunn
Member Del Zaragoza

No: 0

Absent: 2 - Member Francise
Member Saini

G.2. Commission Comments

Chair DENNIS congratulated Ex-Officio Member GARNER on her new

position at UC Merced.

G.3. Request to Add Item to Future Agenda

Member MODEST requested to add an item on the cost breakdown of the underpass art maintenance and the Bob Hart Square concrete staining.

H. ADJOURNMENT

Clerk's Note: The Special Meeting was adjourned at 5:02 PM.

A motion was made by Chairperson Dennis, seconded by Member Hypes, to adjourn the Special Meeting. The motion carried by the following vote:

Aye: 5 - Dennis
Member Hypes
Member Modest
Vice Chair Odom Gunn
Member Del Zaragoza

No: 0

Absent: 2 - Member Francise
Member Saini

By: Approved:

Jennifer Levesque
Deputy City Clerk

Diana Odom Gunn
Vice-Chair

CITY OF MERCED

Merced Civic Center
678 W. 18th Street
Merced, CA 95340

Minutes

Arts and Culture Advisory Commission

Thursday, September 19, 2019 **4:00 PM**

A. CALL TO ORDER

Vice-Chair ODOM-GUNN called the regular Arts and Culture Advisory Commission meeting to order at 4:02 PM.

B. PLEDGE OF ALLEGIANCE

C. ROLL CALL

Present Ex-Officio Members:

Kim GARNER
Patricia PRATT

Absent Ex-Officio Members:

Harley HERMOSILLO
Anthony MARTINEZ

Clerk's Note: Commissioner HYPES arrived at 4:04 PM.

Present: 5 - Dob Francise, Rob Hypes, Monika Saini, Vice Chair Diana Odom Gunn and Maria Del Zaragoza

Absent: 2 - Chairperson Colton Dennis and Monika Modest

D. PUBLIC COMMENT

Gina PETERS, Merced - spoke in opposition of the proposed location of a homeless tile mosaic.

Wayne EISENHART, Merced - spoke on behalf of the Downtown Neighborhood Association supporting an Arts District in the Downtown Area.

E. CONSENT CALENDAR

E.1. **SUBJECT:** Arts and Culture Advisory Commission Minutes of August 15, 2019

REPORT IN BRIEF

Arts and Culture Advisory Commission Minutes from the meeting of August 15, 2019.

RECOMMENDATION

Arts and Culture Advisory Commission - Adopt a motion approving and filing the Arts and Culture Advisory Commission minutes of August 15, 2019.

A motion was made by Member Francise, seconded by Vice Chair Odom Gunn, that this agenda item be approved. The motion carried by the following vote:

Aye: 5 - Member Francise
Member Hypes
Member Saini
Vice Chair Odom Gunn
Member Del Zaragoza

No: 0

Absent: 2 - Dennis
Member Modest

F. REPORTS

F.1. **SUBJECT:** City of Merced Entry Signs

REPORT IN BRIEF

Discuss options for the City of Merced entry signs.

RECOMMENDATION

Provide a formal recommendation to City Council for next steps on entry signs and archway.

City Manager Steve CARRIGAN gave a slide show presentation on City of Merced Entry Signs.

Commissioners, Ex-Officio Members, and Mr. CARRIGAN discussed the proposed Welcome Signs and the proposed archway design.

Clerk's Note: Commissioners directed staff to remove the Gateway to Yosemite slogan and add Welcome to Merced, to extend and place the sign on both sides of the archway.

F.2. **SUBJECT:** Update on the Official Public Art Inventory

REPORT IN BRIEF

Update on the official list of public art inventory.

RECOMMENDATION

For Information - Only

Ex-Officio Member GARNER gave an update on the progress of the Official Art Inventory.

Vice-Chair ODOM-GUNN asked about a final report for the Commission to review.

Assistant City Manager Stephanie DIETZ stated that a final report will be brought to the Commission for adoption.

F.3. **SUBJECT:** Update on the Community Calendar

REPORT IN BRIEF

Staff will give an update on the progress of the community calendar.

RECOMMENDATION

For Information-Only

Senior Management Analyst Mike CONWAY gave an update on the progress of the community calendar.

Commissioners, Ex-Officio Members, Mr. CONWAY, and Assistant City Manager Stephanie DIETZ discussed linking websites and social media in the calendar, re-occuring events, various times and days of plays, consistent staff approval, and completion timeline.

G. BUSINESS

G.1. **SUBJECT:** Discussion on Establishing an Arts and Culture Policy

REPORT IN BRIEF

Discussion on creating and establishing an Arts and Culture Policy.

RECOMMENDATION

Direct Staff on the next steps in establishing an Arts and Culture Policy.

Assistant City Manager Stephanie DIETZ gave a brief presentation on the Arts and Culture Policy and suggested Commissioners and Ex-Officio Members review and give feedback at a future meeting.

G.2. **SUBJECT:** Request to Add Item to Future Agenda

REPORT IN BRIEF

Provides members of the Boards and Commission the opportunity to request that an item be placed on a future Commission agenda for initial consideration by the Commission.

Commissioner FRANCISE requested to add and item on the Merced Open Air Theater maintenance.

G.3. **SUBJECT:** Commission Comments

REPORT IN BRIEF

Provides an opportunity for the Chair and/or Commission Member(s) to make a brief announcement on any activity(ies) she/he has attended on behalf of the Commssion and to make a brief announcement on future community events and/or activities. The Brown Act does not allow discussion or action by the legislative body under this section.

Ex-Officio Member GARNER discussed a grant for a ten concert series for the Merced Open Air Theater that she will be submitting.

H. ADJOURNMENT

Clerk's Note: The Arts and Culture Advisory Commission meeting was adjourned at 4:51 PM.

A motion was made by Member Francise, seconded by Member Saini, to adjourn the Arts and Culture Advisory Commission meeting. The motion carried by the following vote:

Aye: 5 - Member Francise
Member Hypes
Member Saini
Vice Chair Odom Gunn
Member Del Zaragoza

No: 0

Absent: 2 - Dennis
Member Modest

By: Approved:

Jennifer Levesque
Deputy City Clerk

Colton Dennis
Chair

CITY OF MERCED

Merced Civic Center
678 W. 18th Street
Merced, CA 95340

ADMINISTRATIVE REPORT

Agenda Item I.4. Meeting Date: 11/18/2019

Report Prepared by: Jennifer Levesque, Deputy City Clerk, City Clerk's Office

SUBJECT: Information Only - Measure C Oversight Committee Meeting Minutes of February 12, 2019, May 14, 2019, and August 13, 2019

RECOMMENDATION
For information only.

ATTACHMENTS
1. Measure C Minutes 02-12-2019
2. Measure C Minutes 05-14-2019
3. Measure C Minutes 08-13-2019

CITY OF MERCED

Merced Civic Center
678 W. 18th Street
Merced, CA 95340

Minutes
Measure C Citizens' Oversight Commitee

Tuesday, February 12, 2019 **6:00 PM**

1. PLEDGE OF ALLEGIANCE

2. CALL TO ORDER

Clerk's Note: The Measure C Meeting was called to order at 6:02 PM.

3. ROLL CALL

Present: 5 - Gregory Wright, Glenn Davis, Michelle Lee, Cody Bijou and Cristina Garcia

Absent: 2 - Spencer Davies and Michael Harris

4. COMMUNICATIONS

None.

7.1. **SUBJECT:** Selection of a New Chair and Vice Chair

REPORT IN BRIEF
Yearly selection of a Chair and Vice Chair.

RECOMMENDATION
Nominate and appoint a Committee Member as Chair and Vice Chair.

Clerk's Note: Due to the absence Chair HARRIS, this item was moved up to appoint a New Chair and Vice-Chair to lead the meeting.

A motion was made by Member Davis, seconded by Member Wright, to appoint Michael Harris as Chairperson. The motion carried by the following vote:

Aye: 5 - Member Wright
Member Davis
Member Lee
Member Bijou
Member Garcia

No: 0

Absent: 2 - Member Davies
Chairperson Harris

A motion was made by Member Davis, seconded by Member Lee, to appoint Gregory Wright as Vice-Chair. The motion carried by the following vote:

Aye: 5 - Member Wright
Member Davis
Member Lee
Member Bijou
Member Garcia

No: 0

Absent: 2 - Member Davies
Chairperson Harris

5. CONSENT CALENDAR

5.1. **SUBJECT:** Citizens Oversight Committee Measure C Minutes of August 14, 2018

REPORT IN BRIEF

Measure C Minutes from the meeting of August 14, 2018.

RECOMMENDATION

Adopt a motion approving and filing Citizens Oversight Committee Measure C Minutes of August 14, 2018.

A motion was made by Member Wright, seconded by Member Lee, that this agenda item be approved. The motion carried by the following vote:

Aye: 5 - Member Wright
Member Davis
Member Lee
Member Bijou
Member Garcia

No: 0

Absent: 2 - Member Davies
Chairperson Harris

6. REPORTS

6.1. **SUBJECT:** Brown Act Training for Committee Members

REPORT IN BRIEF

Training will include an overview of the Brown Act.

RECOMMENDATION

Information - Only

City Attorney Phaedra NORTON gave a Brown Act Training to the Measure C Committee Members.

Clerk's Note: This item was an information-only item.

6.2. **SUBJECT:** Revenue and Expense Reports -September 30, 2018 and December 31, 2018 Final Unaudited

RECOMMENDATION

Adopt a motion accepting as information only.

Finance Officer Venus RODRIGUEZ gave a slide show presentation on the Revenue and Expense Reports from September 30, 2018 and December 31, 2018.

Committee Member DAVIS and Ms. RODRIGUEZ discussed the dollar amount allocated to salaries and benefits.

A motion was made by Member Lee, seconded by Member Wright, that this agenda item be approved. The motion carried by the following vote:

Aye: 5 - Member Wright
Member Davis
Member Lee
Member Bijou
Member Garcia

No: 0

Absent: 2 - Member Davies
Chairperson Harris

7. BUSINESS

7.2. Committee Comments/Agenda Requests

Committee Member LEE requested an update on street projects and a finalized map.

8. ADJOURNMENT

Clerk's Note: The Measure C Meeting adjourned at 6:30 PM.

A motion was made by Member Wright, seconded by Member Bijou, to adjourn the Measure C Meeting. The motion carried by the following vote:

Aye: 5 - Member Wright
Member Davis
Member Lee
Member Bijou
Member Garcia

No: 0

Absent: 2 - Member Davies
Chairperson Harris

By: Approved:

Jennifer Levesque
Deputy City Clerk

Michael Harris
Chair

CITY OF MERCED

Merced Civic Center
678 W. 18th Street
Merced, CA 95340

Minutes
Measure C Citizens' Oversight Commitee

Tuesday, May 14, 2019 **6:00 PM**

1. PLEDGE OF ALLEGIANCE

2. CALL TO ORDER

Chair HARRIS called the Measure C meeting to order at 6:01 PM.

3. ROLL CALL

Present: 6 - Spencer Davies, Gregory Wright, Glenn Davis, Michael Harris, Cody Bijou and Cristina Garcia

Absent: 1 - Michelle Lee

4. PUBLIC COMMENT

There were none.

5. CONSENT CALENDAR

Approval of the Consent Agenda

A motion was made by Member Wright, seconded by Member Garcia, to approve the Consent Agenda. The motion carried by the following vote:

Aye: 6 - Member Davies
Member Wright
Member Davis
Chairperson Harris
Member Bijou
Member Garcia

No: 0

Absent: 1 - Member Lee

5.1. **SUBJECT:** Citizens Oversight Committee Measure C Minutes of February 12, 2019

REPORT IN BRIEF
Measure C Minutes from the meeting of February 12, 2019.

RECOMMENDATION

Adopt a motion approving and filing Citizens Oversight Committee Measure C Minutes of February 12, 2019.

5.2. **SUBJECT:** Annual Citizens Oversight Committee - Measure C Attendance Report

REPORT IN BRIEF
Yearly attendance report for Citizens Oversight Committee - Measure C.

RECOMMENDATION
For Information Only.

This Consent Item was approved.

6. REPORTS

6.1. **SUBJECT:** Fiscal Year 2019/20 Streets Project List

REPORT IN BRIEF
Fiscal Year 2019/20 Streets Project List.

RECOMMENDATION
For Information-Only.

Director of Public Works Ken ELWIN gave a slide show presentation on the Fiscal Year 2019/2020 Street Project List.

Committee Members and Mr. ELWIN discussed the quality of city streets, project timelines, and use of Meausre C funds for street projects.

Clerk's Note: No formal vote was taken.

6.2. **SUBJECT:** Revenue and Expense Reports - March 31, 2019

RECOMMENDATION
Adopt a motion accepting as information only.

Finance Officer Venus RODRIGUEZ gave a slide show presentation on the Revenue and Expense Report - March 31, 2019.

A motion was made by Member Wright, seconded by Member Bijou, that this agenda item be approved. The motion carried by the following vote:

Aye: 6 - Member Davies
Member Wright
Member Davis
Chairperson Harris
Member Bijou
Member Garcia

No: 0

Absent: 1 - Member Lee

6.3. **SUBJECT:** Review City Manager Recommended Budget for 2019/2020 Fiscal Year - Revenue and Expenditures

RECOMMENDATION

Adopt a motion making a recommendation to the City Council regarding the proposed 2019/2020 Fiscal Year Budget.

Assistant City Manager Stephanie DIETZ and Finance Officer Venus RODRIGUEZ gave a slide show presentation on the City Manager Recommended Budget 2019/20 FY - Revenues and Expenditures.

Committee Members and Ms. DIETZ discussed the Merced Mall renovation and cannabis businesses.

A motion was made by Member Wright, seconded by Member Bijou, that this agenda item be approved. The motion carried by the following vote:

Aye: 6 - Member Davies
Member Wright
Member Davis
Chairperson Harris
Member Bijou
Member Garcia

No: 0

Absent: 1 - Member Lee

7. BUSINESS

7.1. **SUBJECT:** Selection of a Subcommittee to Review Applications

REPORT IN BRIEF

Committee members will select a subcommittee to review incoming applications of potential Measure C Committee Members.

RECOMMENDATION

It is recommended that the Committee select one member from each of the 3 districts to form a subcommittee to review applications.

Clerk's Note: Committee Members DAVIS, BIJOU, and DAVIES volunteered to be on the Subcommittee.

7.2. Committee Comments/ Request to Add Future Agenda Item

Chair HARRIS requested to add an item discussing an Education Committee for the extension of Measure C.

8. ADJOURNMENT

Clerk's Note: The Measure C Meeting adjourned at 7:03 PM.

A motion was made by Member Wright, seconded by Member Garcia, to adjourn the Measure C Meeting. The motion carried by the following vote:

Aye: 6 - Member Davies
Member Wright
Member Davis
Chairperson Harris
Member Bijou
Member Garcia

No: 0

Absent: 1 - Member Lee

By: Approved:

Jennifer Levesque
Deputy City Clerk

Michael Harris
Chair

CITY OF MERCED

Merced Civic Center
678 W. 18th Street
Merced, CA 95340

Minutes
Measure C Citizens' Oversight Commitee

Tuesday, August 13, 2019 **6:00 PM**

A. CALL TO ORDER

Chair HARRIS called the Measure C Meeting to order at 6:00 PM.

B. PLEDGE OF ALLEGIANCE

C. ROLL CALL

Present: 6 - Glenn Davis, Michelle Lee, Michael Harris, Cody Bijou, Dorothea White and Yesenia Curiel

Absent: 2 - Spencer Davies and Cristina Garcia

D. PUBLIC COMMENT

There was none.

E. CONSENT CALENDAR

E.1. **SUBJECT:** Citizens Oversight Committee Measure C Minutes of May 14, 2019

REPORT IN BRIEF

Measure C Minutes from the meeting of May 14, 2019.

RECOMMENDATION

Adopt a motion approving and filing Citizens Oversight Committee Measure C Minutes of May 14, 2019.

A motion was made by Member Davis, seconded by Member Bijou, that this agenda item be approved. The motion carried by the following vote:

Aye: 5 - Member Davis
Member Lee
Chairperson Harris
Member Bijou
Member White

No: 0

Absent: 2 - Member Davies
Member Garcia

Abstain: 1 - Member Curiel

F. REPORTS

F.1. **SUBJECT:** Revenue and Expense Reports - June 30, 2018 Preliminary

RECOMMENDATION

Adopt a motion accepting as information only.

Finance Officer Venus RODRIGUEZ gave a slide show presentation on the Preliminary Revenue and Expense Reports - June 30, 2019.

Chair HARRIS and Ms. RODRIGUEZ discussed the mall renovation revenue.

F.2. **SUBJECT:** Discussion on Next Steps for Measure C Extension

REPORT IN BRIEF

Discussion on next steps for Measure C extension.

RECOMMENDATION

Information-Only

Assistant City Manager Stephanie DIETZ gave a presentation on the next steps for the Measure C extension.

Committee Members and Ms. DIETZ discussed Measure C extension outreach, increasing the half-cent sales tax, a Tax Transparency Committee, the impact of Measure C, and establishing a subcommittee.

Clerk's Note: Committee Members CURIEL, BIJOU, DAVIS, and WHITE volunteered to be a part of a Measure C outreach subcommittee with the point person being Member BIJOU.

G. BUSINESS

G.1. Committee Comments/ Request to Add Item to Future Agenda

Chair HARRIS requested to add an item to appoint a Vice-Chair and a Brown Act training.

Member CURIEL asked about nametags.

H. ADJOURNMENT

Clerk's Note: The Measure C Meeting was adjourned at 6:26 PM.

A motion was made by Member Davis, seconded by Member Bijou, to adjourn the Measure C meeting. The motion carried by the following vote:

Aye: 6 - Member Davis
Member Lee
Chairperson Harris
Member Bijou
Member White
Member Curiel

No: 0

Absent: 2 - Member Davies
Member Garcia

CITY OF MERCED

Merced Civic Center
678 W. 18th Street
Merced, CA 95340

ADMINISTRATIVE REPORT

Agenda Item I.5. Meeting Date: 11/18/2019

SUBJECT: Approval of City Council/Public Financing and Economic Development/Parking Authority Meeting Minutes of September 30, 2019 and October 21, 2019

REPORT IN BRIEF
Official adoption of previously held meeting minutes.

RECOMMENDATION
City Council/Public Financing and Economic Development/Parking Authority - Adopt a motion approving the meeting minutes of September 30, 2019 and October 21, 2019.

ALTERNATIVES
1. Approve as recommended; or,
2. Approve, subject to amendments.

ATTACHMENTS
1. Minutes of September 30, 2019
2. Minutes of October 21, 2019

CITY OF MERCED

Minutes

City Council/Public Finance and Economic Development Authority/Parking Authority

City Council Chamber
Merced Civic Center
2nd Floor
678 W. 18th Street
Merced, CA 95340

Monday, September 30, 2019 **6:00 PM**

A. CALL TO ORDER

Mayor MURPHY called the Special Meeting to order at 6:05 PM.

A.1. Pledge of Allegiance to the Flag

Mayor MURPHY led the Pledge of Allegiance to the Flag.

B. STUDY SESSION ROLL CALL

Present: 6 - Mayor Pro Tempore Anthony Martinez, Mayor Mike Murphy, Council Member Jill McLeod, Council Member Matthew Serratto, Council Member Delray Shelton, and Council Member Fernando Echevarria

Absent: 1 - Council Member Kevin Blake

C. STUDY SESSION

C.1. **SUBJECT:** Study Session to Allow for Council Direction on the Proposed Police Headquarters and Fire Facility Including, but not Limited to, Sizing and Configuration, Financing Structure, and Funding Requirements

REPORT IN BRIEF

Study Session to allow Council direction on the Proposed Police Headquarters and Fire facility including, but not limited to, sizing and configuration, financing structure and funding requirements.

RECOMMENDATION

Provide staff direction on next steps for the proposed Police and Fire facility sizing and configuration, financing structure, and funding requirements.

City Manager Steve CARRIGAN, Assistant City Manager Stephanie DIETZ, and MWL Architects Consultant Jim MCCLAREN gave a slide show presentation on the Police Department Space Needs Assessment.

Council and Mr. MCCLAREN disussed structure felxibility, sub-stations,

and a decentralized station.

President of Merced College Chris VITELLI - spoke on Merced College's Educational Plan and the Facilities Action Plan. He also spoke on partnering with the City to maximize resources regarding a police and fire training facility.

Michael BELLUOMINI, Merced - spoke on the size of the proposed police station and future population growth.

Griffin Structures Consultant Korin CRAWFORD gave a presentation on Public Private Partnership (P3) financing.

Council, Mr. CRAWFORD, and LPA Design Studio Consultant Jeremy HART discussed benefits of a P3, the City's role in a P3 structure, lease-lease back transaction, and policy on local developers and materials.

Michael BELLUOMINI, Merced - spoke on the lease-lease back transaction.

Council and Police Chief Chris GOODWIN discussed the needs of a Police Station, parking, Officer safety, and issues with the current central station.

Council, Assistant City Manager Stephanie DIETZ, and Mr. MCCLAREN continued discussing the size of the police station, the needs of the new police station, a centralized or decentralized station, and sub-stations.

Casey STEED, Merced - spoke in support for a centralized station and sub-stations. He also spoke on working with Merced College.

Michael BELLUOMINI, Merced - encouraged Council to place the police station on the ballot for the 2020 election. He also spoke on his preference for the size of the proposed police station.

Council continued discussing the police station needs.

Council agreed to a centralized station, with sub-stations in other areas of the City, and requested a cost estimate for the 66,000 sqft building and the 75,000 sqft building.

Fire Chief Billy Alcorn spoke on the needs for the proposed fire stations.

Council, Fire Chief ALCORN, and Ms. DIETZ discussed various ways to fund the proposed fire stations.

D. ADJOURNMENT

Clerk's Note: Council adjourned the Special Meeting at 8:51 PM.

A motion was made by Council Member McLeod, seconded by Council Member Echevarria, to adjourn the Special Meeting. The motion carried by the following vote:

Aye: 6 - Mayor Pro Tempore Martinez, Mayor Murphy, Council Member McLeod, Council Member Serratto, Council Member Shelton, and Council Member Echevarria

No: 0

Absent: 1 - Council Member Blake

CITY OF MERCED

Minutes

City Council/Public Finance and Economic Development Authority/Parking Authority

City Council Chamber
Merced Civic Center
2nd Floor
678 W. 18th Street
Merced, CA 95340

Monday, October 21, 2019 **6:00 PM**

A. CLOSED SESSION ROLL CALL

Present: 6 - Mayor Pro Tempore Anthony Martinez, Mayor Mike Murphy, Council Member Kevin Blake, Council Member Jill McLeod, Council Member Matthew Serratto, and Council Member Delray Shelton

Absent: 1 - Council Member Fernando Echevarria

B. CLOSED SESSION

Mayor MURPHY called the Closed Session to order at 5:04 PM.

B.1. **SUBJECT:** CONFERENCE WITH LABOR NEGOTIATORS -- Agency Designated Representative: City Manager Steve Carrigan; Employee Organizations: Merced Police Officers' Association (MPOA); Merced Association of Police Sergeants. AUTHORITY: Government Code Section 54957.6

B.2. **SUBJECT:** CONFERENCE WITH LABOR NEGOTIATORS -- Agency Designated Representative: City Manager Steve Carrigan; Employee Organization: American Federation of State, County, and Municipal Employees (AFSCME) Council 57; Local 2703; International Association of Fire Fighters, Local 1479; Merced Association of City Employees (MACE). AUTHORITY: Government Code Section 54957.6

B.3. **SUBJECT:** CONFERENCE WITH LABOR NEGOTIATORS -- Agency Designated Representative: City Manager Steve Carrigan; Unrepresented Management AUTHORITY: Government Code Section 54957.6

Clerk's Note: Council adjourned from Closed Session at 5:54 PM.

C. CALL TO ORDER

Mayor MURPHY called the Regular Meeting to order at 6:01 PM.

C.1. Invocation - Lamar Henderson, All Dads Matter

The invocation was delivered by Lamar HENDERSON from All Dads Matter.

C.2. Pledge of Allegiance to the Flag

Council Member SERRATTO led the Pledge of Allegiance to the Flag.

D. ROLL CALL

Present: 6 - Mayor Pro Tempore Anthony Martinez, Mayor Mike Murphy, Council Member Kevin Blake, Council Member Jill McLeod, Council Member Matthew Serratto, and Council Member Delray Shelton

Absent: 1 - Council Member Fernando Echevarria

D.1. In accordance with Government Code 54952.3, it is hereby announced that the City Council sits either simultaneously or serially as the Parking Authority and the Public Financing and Economic Development Authority. City Council members receive a monthly stipend of $20.00 by Charter for sitting as the City Council; and the Mayor receives an additional $50.00 each month as a part of the adopted budget and Resolution 1975-37. The members of the Parking Authority and the Public Financing and Economic Development Authority receive no compensation.

E. REPORT OUT OF CLOSED SESSION

There was no report.

F. CEREMONIAL MATTERS

F.1. **SUBJECT:** Proclamation - Fire Prevention Month

REPORT IN BRIEF

Accepted by a representative of the Merced Fire Department.

Mayor MURPHY presented the Fire Prevention Month Proclamation to Deputy Fire Chief Casey WILSON.

F.2. **SUBJECT:** Proclamation - Breast Cancer Awareness Month

REPORT IN BRIEF

Accepted by a representative from the Merced Fire Department.

Mayor MURPHY presented the Breast Cancer Awareness Month Proclamation to Fire Captain Morgan MADRUGA.

G. SPECIAL PRESENTATIONS

G.1. **SUBJECT:** Presentation on Young Legislators Program 2019

REPORT IN BRIEF

Presented by Diana Westmoreland from State Senator Ana Caballero's Office.

Anna CABALLERO Representative Diana WESTMOORELAND gave a slide show presentation on the 2019 Young Legislator Program.

G.2. **SUBJECT:** Update on the Boys and Girls Club and the Summer Camp Program

REPORT IN BRIEF

Update by Michelle Allison from the Boys and Girls Club.

Boys and Girls Club Representative Michelle ALLISON gave a presentation updating the Council on the Boys and Girls Club and the Summer Camp Program.

H. WRITTEN PETITIONS AND COMMUNICATIONS

There were none.

I. ORAL COMMUNICATIONS

Jesse ORNELAS, Merced - invited Council to the Youth Displace Screening on November 19, 2019.

Fernando AGUILERA, Merced - invited Council to his Halloween event on October 27, 2019.

David SKAGGS, Merced - spoke on his concern about the locked bathrooms at McNamara Park.

Monica VILLA, Merced - spoke on the park hours and the organizations that use the parks.

Heike HAMBLEY, Merced - spoke on the Merced Shakespeare Feast performances at the Merced Open Air Theater (MOAT) and the need to maintain the MOAT.

J. CONSENT CALENDAR

Items J.10. Approval of Recreation and Parks Commission's Recommendation to Accept a Donation of a Tile Mosaic Artwork Installation at the Applegate Park Merced Open Air Theater (MOAT) by Monika Modest and J.12. Second Reading and Final Adoption of Ordinance to Revise Park Hours and Amending Section 14.04.070 - Hours - Permits to Reflect Approved New Park Hours; were pulled for separate

consideration.

Approval of the Consent Agenda

A motion was made by Council Member Blake, seconded by Council Member Serratto, to approve the Consent Agenda. The motion carried by the following vote:

Aye: 6 - Mayor Pro Tempore Martinez, Mayor Murphy, Council Member Blake, Council Member McLeod, Council Member Serratto, and Council Member Shelton

No: 0

Absent: 1 - Council Member Echevarria

J.1. **SUBJECT:** Reading by Title of All Ordinances and Resolutions

REPORT IN BRIEF

Ordinances and Resolutions which appear on the public agenda shall be determined to have been read by title and a summary title may be read with further reading waived.

RECOMMENDATION

City Council - Adopt a motion waiving the reading of Ordinances and Resolutions, pursuant to Section 412 of the Merced City Charter.

This Consent Item was approved.

J.2. **SUBJECT:** Information Only - Planning Commission Meeting Minutes of July 17 and August 21, 2019

RECOMMENDATION

For information only.

This Consent Item was approved.

J.3. **SUBJECT:** Approval of City Council/Public Financing and Economic Development/Parking Authority Meeting Minutes of September 16, 2019

REPORT IN BRIEF

Official adoption of previously held meeting minutes.

RECOMMENDATION

City Council/Public Financing and Economic

Development/Parking Authority - Adopt a motion approving the meeting minutes of September 16, 2019.

This Consent Item was approved.

J.4.

SUBJECT: Adoption of Resolution to Implement a Donation and Gift Policy as Part of the City's Administrative Policies and Procedures

REPORT IN BRIEF

Considers the adoption of a Resolution to implement a Donation and Gift Policy for the City of Merced.

RECOMMENDATION

City Council - Adopt a motion adopting **Resolution 2019-62**, a Resolution of the City Council of the City of Merced, California, Adopting the Donation and Gift Policy.

This Consent Item was approved.

J.5.

SUBJECT: Approval of First Technical Amendment to the 2019 Annual Action Plan; and Professional Services Agreement with TDA Consulting, Inc. in the of Amount of $75,735 to prepare the HUD Consolidated Plan, First Year Action Plan, and Analysis of Impediments to Fair Housing Required by the U.S. Department of Housing and Urban Development

REPORT IN BRIEF

Considers reallocation of CDBG Administrative funds to accommodate consulting fees; and, approving the terms and scope of services for a Professional Services Agreement with TDA Consulting, Inc., in the amount of $75,735 to prepare the 2020-2024 Consolidated Plan, First Year Action Plan, and Analysis of Impediments to Fair Housing, as required by the U.S. Department of Housing and Urban Development (HUD) for five-year strategic planning and implementation of the City's CDBG and HOME Programs.

RECOMMENDATION

City Council - Adopt a motion:

A. Approving a technical amendment to the 2019 HUD Annual Plan in the amount of $75,735, appropriating the use of Community Development Block Grant (CDBG) Administrative funds from Housing Administrative to Professional Services for purposes of hiring a consultant.

B. Approving the Professional Services Agreement with TDA Consulting, Inc., to prepare the 2020-2024 Consolidated Plan, First Year Action Plan, and Analysis of Impediments to Fair Housing, as required by the U.S. Department of Housing and Urban Development (HUD) for strategic planning and implementation of the City's CDBG and HOME Programs.

C. Authorizing the City Manager or the Assistant City Manager to execute, and if necessary, make minor modifications to the agreement and all associated documents.

D. Authorizing the Finance Officer to make any necessary budget adjustments.

This Consent Item was approved.

J.6.

SUBJECT: Allocation of Fiscal Year 2019/20 Community Development Block Grant (CDBG) to Fund Sub-Grantee Programs and Approval of Agreements with Sierra Saving Grace Homeless Project, Merced Rescue Mission, Habitat for Humanity of Stanislaus County, Restore Merced, Inc., and County of Merced for their Respective Programs Previously Approved with the 2019 Annual Action Plan

REPORT IN BRIEF

Considers authorizing the execution of Community Development Block Grant Sub-Grantee agreements for Sierra Saving Grace and Merced Rescue Mission's Acquisition/Rehabilitation Programs, Habitat for Humanity of Stanislaus County's Homeowner Rehabilitation Program, Restore Merced's Neighborhood Cleanup Program, and County of Merced's Continuum of Care Collaborative Applicant Program.

RECOMMENDATION

City Council - Adopt a motion:

A. Approving agreements for programs identified in the 2019 Department of Housing and Urban Development (HUD) Annual Action Plan using Community Development Block Grant (CDBG) funds from the 2019/20 Fiscal Year (Accounts: 018-1301-552.17.00/Professional Services, and 018-1301-552-29.00/Supplies and Services, per previous City Council recommendation for:

1. An agreement with Sierra Saving Grace Homeless Project

("Sierra Saving Grace Homeless Project") for Acquisition and Rehabilitation of a Residence in the amount of $300,000; and,

2. An agreement with Merced Rescue Mission ("Hope for Families") for Acquisition and Rehabilitation of a Residence in the amount of $297,000; and,

3. An agreement with Habitat for Humanity, Stanislaus County ("A Brush With Kindness") for Homeowner-Occupied Single-Unit Rehabilitation in the amount of $300,000; and,

4. An agreement with Restore Merced, Inc. ("Restore Jobs") for a Neighborhood Cleanup Program in the amount of $60,000; and,

5. An agreement with County of Merced/Collaborative Applicant for the Continuum of Care Program in the amount of $38,000.

B. Authorizing the City Manager or the Assistant City Manager to execute, and if necessary, make minor modifications to the agreements described above and as attached, and all associated documents; and,

C. Authorizing the Finance Officer to make necessary budget adjustments.

This Consent Item was approved.

J.7.

SUBJECT: Adoption of Resolution Declaring the Intent to Vacate a 20-Foot Wide Temporary Access Easement Located on Lot 137 within the Summer Creek Subdivision (Vacation 19-02), Generally Located East of McKee Road at Silverstone Drive and Setting a Public Hearing on November 18, 2019, for the Vacation Process

REPORT IN BRIEF

Considers adopting a Resolution to declare the intent to vacate a 20-foot wide temporary access easement located on Lot 137 (APN: 008-450-005) within the Summer Creek Subdivision, generally located east of McKee Road at Silverstone Drive, and setting a public hearing for November 18, 2019, for the vacation process.

RECOMMENDATION

City Council - Adopt a motion adopting **Resolution 2019-66**, a Resolution of the City Council of the City of Merced, California, declaring its intention to vacate a 20-foot wide temporary access easement on Lot 137 within the Summer Creek Phase Two Subdivision

(Vacation #19-02) and setting time and place for Public Hearing.

This Consent Item was approved.

J.8.

SUBJECT: Adoption of Resolution Approving the Final Map for Moraga of Merced, Unit No. 2 Subdivision - Final Map #5370 for 233 Single-Family Lots, Generally Located on the South Side of Yosemite Avenue, East of Via Moraga

REPORT IN BRIEF

Considers the approval of Final Map #5370 for 233 single-family lots, generally located on the south side of Yosemite Avenue, east of Via Moraga.

RECOMMENDATION

City Council - Adopt a motion:

A. Approving **Resolution 2019-69**, a Resolution of the City Council of the City of Merced, California, approving the Final Subdivision Map for the Moraga of Merced, Unit No. 2 Subdivision (#5370); and,

B. Approving the Subdivision Agreement for the Moraga of Merced, Unit 2 Subdivision; and,

C. Authorizing the City Manager or the Assistant City Manager to execute the Subdivision Agreement.

This Consent Item was approved.

J.9.

SUBJECT: Approval of Annual Agreement with Merced Zoological Society to Contribute a Minimum of $75,000 from its Total Operating Budget to the City for the Operation of Applegate Park Zoo for Fiscal Year 2019/2020 to Supplement the Zoo Operating Budget

REPORT IN BRIEF

Considers approval of annual agreement with Merced Zoological Society to supplement Zoo annual operating by at least $75,000 through collecting gate fees, operating gift shop, and holding other fundraisers.

RECOMMENDATION

City Council - Adopt a motion approving the agreement with the Merced Zoological Society for payment of at least $75,000

(approximately 24%) of the total operating budget at the Zoo and authorizing the City Manager or the Assistant City Manager to execute the necessary documents.

This Consent Item was approved.

J.11.

SUBJECT: Second Reading and Final Adoption of Ordinance Amending the Official Zoning Map by Rezoning Approximately 0.52 Acres of Land Generally Located on the East Side of McKee Road Approximately 360 Feet South of Yosemite Avenue

REPORT IN BRIEF

Second reading and final adoption of an Ordinance amending the Official Zoning Map.

RECOMMENDATION

City Council - Adopt a motion adopting **Ordinance 2504**, an Ordinance of the City Council of the City of Merced, California, amending the Official Zoning Map by rezoning approximately 0.52 acres of land generally located on the east side of McKee Road, approximately 360 feet south of Yosemite Avenue from R-1-6 to Neighborhood Commercial (C-N).

This Consent Item was approved.

J.10.

SUBJECT: Approval of Recreation and Parks Commission's Recommendation to Accept a Donation of a Tile Mosaic Artwork Installation at the Applegate Park Merced Open Air Theater (MOAT) by Monica Modest

REPORT IN BRIEF

Considers approving the Recreation and Parks Commission's recommendation to accept a donation of a tile mosaic artwork installation at the Applegate Park Merced Open Air Theater (MOAT) from Monica Modest.

RECOMMENDATION

City Council - Adopt a motion approving the Recreation and Park Commission's recommendation to accept a donation of a tile mosaic artwork installation from Monica Modest, to be placed at the Applegate Park Merced Open Air Theater (MOAT); and, authorizing the City Manager or the Assistant City Manager to execute the necessary documents.

This item was pulled by residents for further discussion.

Artist Monika MODEST gave a presentation on her proposed art project to be placed at the Merced Open Air Theater (MOAT).

Ron, Merced - spoke on the issues at Applegate Park.

Kim Garner, Merced - spoke in support of the proposed art project and on a grant to bring concerts to the MOAT.

Gary SANDINO, Merced - spoke on his concerns regarding the proposed art project and suggested moving the art project to the Courthouse park. He also spoke on the use of the park restrooms.

Pat SCOBLE, Merced - spoke in support of the proposed art project.

Tom SOUZA, Merced - spoke in opposition of the proposed art project.

Diana ODOM GUNN, Downtown Neighborhood Association, Merced - spoke in support of beautifying Applegate Park and the Downtown area.

Monica VILLA, Merced - spoke in support of the proposed art project.

Rene DAVENPORT, Merced - spoke in support of the proposed art project.

Monika MODEST read an email from Gloria CONLIN, Merced - spoke in support of the proposed art project.

Colton DENNIS, Merced - spoke in support of the proposed art project.

A motion was made by Council Member McLeod, seconded by Mayor Pro Tempore Martinez, that this agenda item be approved. The motion carried by the following vote:

Aye: 6 - Mayor Pro Tempore Martinez, Mayor Murphy, Council Member Blake, Council Member McLeod, Council Member Serratto, and Council Member Shelton

No: 0

Absent: 1 - Council Member Echevarria

J.12. **SUBJECT:** Second Reading and Final Adoption of Ordinance to Revise Park Hours and Amending Section 14.04.070 - Hours - Permits to Reflect Approved New Park Hours

REPORT IN BRIEF

Second reading and final adoption of an Ordinance revising park hours and updating Code of Ordinances Title 14, Chapter 14.04, Amending Section 14.04.070 - Hours - Permits.

RECOMMENDATION

City Council - Adopt a motion adopting **Ordinance 2505**, an Ordinance of the City Council of the City of Merced, California, amending Section 14.04.070, “Hours - Permit,” of the Merced Municipal Code regarding City parks.

Mayor MURPHY pulled this item for further discussion.

Council discussed changing the morning hours to 6am.

Monica VILLA, Merced - spoke on her concerns for the proposed park hours.

Dwight EWING, Merced - spoke on his concerns for the change of the park hours.

Hannah EWING, Merced - spoke on her concerns for the change of the park hours.

Tom SOUZA, Merced - spoke in support of the change in park hours.

Lisa KAYSER-GRANT, Merced - requested the bike paths not be a part of the park hours change.

Renee DAVENPORT, Merced - spoke in opposition of this item.

Allison EWING, Merced - spoke in opposition of this item.

Bob SCOBLE, Merced - spoke on the issues at the park across from his house. He spoke on his concerns of the proposed park hours and suggested a 6am to 9pm.

Steven GRAHAM, Merced - suggested making a language change from the word homeless to unhoused. He also spoke on homeless rights.

Council discussed the issues at various parks, defining the bike paths, sporting events at the parks, and the hours of the park.

A motion was made by Council Member Blake, seconded by Council Member McLeod, to redefine all bike paths and to change the park hours during the winter time from 6am to 8pm.and summer hours from 6am to 9pm. The motion carried by the following vote:

Aye: 6 - Mayor Pro Tempore Martinez, Mayor Murphy, Council Member Blake, Council Member McLeod, Council Member Serratto, and Council Member Shelton

No: 0

Absent: 1 - Council Member Echevarria

Clerk's Note: Re-introducing the Ordinance at the November 4, 2019 City Council Meeting due to amendments to the Ordinance.

K. PUBLIC HEARINGS

K.1.

SUBJECT: Public Hearing Pursuant to the Tax and Equity Fiscal Responsibility Act (TEFRA) and Adoption of a Resolution Approving the Issuance of Revenue Bonds in an Amount Not to Exceed $17,000,000, of Which $6,500,000, Will be Allocated for the Golden Valley Health Centers Project in the City of Merced

REPORT IN BRIEF

Considers conducting a public hearing under the Tax and Equity Fiscal Responsibility Act (TEFRA) in connection with the proposed issuance of revenue bonds by the California Municipal Finance Authority (CMFA) in an amount not to exceed $17,000,000, of which approximately $6,550,000 will be allocable to a project in the city for the purpose of financing the acquisition of a practice management system at Golden Valley Heath Centers headquarters located at 737 West Childs Avenue, in the City of Merced, California.

RECOMMENDATION

City Council - Adopt a motion adopting **Resolution 2019-65,** a Resolution of the City Council of the City of Merced, California, approving the issuance of Revenue Bonds by the California Municipal Finance Authority in an aggregate principal amount not to exceed $17,000,000 for the purpose of financing the acquisition, construction, improvement and equipping of facilities for Golden Valley Health Centers and certain other matters relating thereto.

Mayor MURPHY recused himself from this item due to a conflict of interest.

Finance Officer Venus RODRIGUEZ gave a brief presentation on the Tax and Equity Fiscal Responsibility Act.

Mayor Pro Tempore MARTINEZ opened and subsequently closed the

Public Hearing at 7:52 PM due to a lack of public comment.

A motion was made by Council Member Blake, seconded by Council Member Shelton, that this agenda item be approved. The motion carried by the following vote:

Aye: 5 - Mayor Pro Tempore Martinez, Council Member Blake, Council Member McLeod, Council Member Serratto, and Council Member Shelton

No: 0

Absent: 1 - Council Member Echevarria

Abstain: 1 - Mayor Murphy

L. REPORTS

L.1.

SUBJECT: Adoption of Resolutions for Calling a Special Election for March 3, 2020 for the Purpose of Placing Three Ballot Measures Before the Voters to Amend Various Sections of the City of Merced Charter Including Sections 400, 402, 604, and 1051 and Requesting the Merced County Board of Supervisors Consolidate Said Election with the Statewide Primary Election Being Held on the Same Date

REPORT IN BRIEF

Consideration of Resolutions Calling a March 3, 2020 Special Municipal Election for the purpose of placing three measures on the ballot amending sections 400, 402, 604 and 1051 of the City of Merced Charter and requesting the County Board of Supervisors consolidate the City's election with the Statewide Primary Election being held on the same date.

RECOMMENDATION

City Council - Adopt a motion:

A. Adopting **Resolution 2019-67,** a Resolution of the City Council of the City of Merced, California, calling a Special Municipal Election to be held on March 3, 2020, for the Purpose of Submitting Three Ballot Measures to Amend Various Sections of the City of Merced Charter to the Electorate; and,

B. Adopting **Resolution 2019-68,** a Resolution of the City Council of the City of Merced, California, requesting that the Board of Supervisors of the County of Merced, California provide for the consolidation of a Special Municipal Election and Three Ballot Measures with the Statewide Primary Election to be held on March 3, 2020; and,

C. Approving the form and ballot questions of the City Council sponsored

Measures; and,

D. Directing the City Manager/City Clerk and the City Attorney's Office to execute documents appropriate to carry out the tasks necessary for the Special Municipal Election and to take actions related thereto.

Assistant City Clerk John TRESIDDER gave a brief presentation on the ballot questions and future ordinances.

A motion was made by Council Member McLeod, seconded by Council Member Shelton, to approve Resolution 2019-67 and Resolution 2019-68. The motion carried by the following vote:

Aye: 6 - Mayor Pro Tempore Martinez, Mayor Murphy, Council Member Blake, Council Member McLeod, Council Member Serratto, and Council Member Shelton

No: 0

Absent: 1 - Council Member Echevarria

L.2. **SUBJECT:** Presentation on Property Based Improvement District

REPORT IN BRIEF

Presentation on establishing a Property Based Improvement District

RECOMMENDATION

For information-only.

Director of Economic Development Frank QUINTERO gave a presentation introducing Property Based Improvement District (PBIDS) to Council.

Council and Mr. QUINTERO discussed the selection committee, how funds are spent, and how other cities utilize PBIDS.

Clerk's Note: No formal action was taken, this item was for Information-Only.

M. BUSINESS

M.1. **SUBJECT:** Council Direction Concerning Hosting Stage 2 of the 2020 Amgen Tour of California Which May Include Proceeding with a Letter of Intent to Host Stage 2 of the 2020 Amgen Tour of California

REPORT IN BRIEF

Council to discuss whether or not the City of Merced will direct staff to commit funds, staff, and other resources to host Stage 2 of the 2020 Amgen Tour of California through a Letter of Intent.

RECOMMENDATION

Provide staff direction on the 2020 Amgen Tour.

City Manager Steve CARRIGAN gave a slide show presentation on potentially hosting the 2020 AMGEN Tour.

Robert GARCIA, Merced - spoke on behalf of the downtown businesses and stated the value of this event for local businesses.

Doug FLUETSCH, Merced - spoke on the benefits of hosting the 2020 AMGEN Tour.

Council and Mr. FLUETSCH discussed UC Merced's involvement, proposed costs, N Street improvements, media marketing, parking, roles of the security officers, fundraising, and the route of the tour.

A motion was made by Council Member Blake, seconded by Council Member Shelton, to direct staff to send a letter of intent. The motion carried by the following vote:

Aye: 6 - Mayor Pro Tempore Martinez, Mayor Murphy, Council Member Blake, Council Member McLeod, Council Member Serratto, and Council Member Shelton

No: 0

Absent: 1 - Council Member Echevarria

M.2.

SUBJECT: Discussion Regarding Options to Fill Vacancies on the City of Merced Planning Commission and Potential Appointment of Individuals to Fill the Vacancies (2 Vacancies)

REPORT IN BRIEF

Considers options for appointing individuals to the City of Merced Planning Commission.

RECOMMENDATION

City Council - Adopt a motion:

A. Appointing individuals to one, or both of the vacant seats from the list of the qualified applicants either by Council District or At-Large at Council discretion; **or**,

B. Directing staff to schedule a Special Meeting to conduct interviews of Planning Commission applicants.

Council Member MCLEOD and Council Member SHELTON discussed

their recommendations of appointment.

A motion was made by Council Member McLeod, seconded by Council Member Shelton, to appoint Dorothea White for a full term as the District 3 representative and Jose Delgadillo to a partial term as the District 6 representative. The motion carried by the following vote:

Aye: 6 - Mayor Pro Tempore Martinez, Mayor Murphy, Council Member Blake, Council Member McLeod, Council Member Serratto, and Council Member Shelton

No: 0

Absent: 1 - Council Member Echevarria

M.3. **SUBJECT:** Request to Add Item to Future Agenda

REPORT IN BRIEF

Provides members of the City Council to request that an item be placed on a future City Council agenda for initial consideration by the City Council.

Council Member SERRATTO requested to add an item to follow up on the Loughborough Improvement Project to the December 2, 2019 meeting.

Mayor MURPHY requested to add an item on the selection of the Mayor Pro Tempore position.

M.4. **SUBJECT:** City Council Comments

REPORT IN BRIEF

Provides an opportunity for the Mayor and/or Council Member(s) to make a brief announcement on any activity(ies) she/he has attended on behalf of the City and to make a brief announcement on future community events and/or activities. The Brown Act does not allow discussion or action by the legislative body under this section.

Mayor Pro Tempore MARTINEZ reported on attending the NAACP dinner, the El Capitan Homecoming event, spoke at a Leadership Merced gathering, and met with Merced County Supervisor Lee LOR.

Council Member MCLEOD spoke on the National Wildlife Refuge.

Council Member SERRATTO reported on attending an event at the National Wildlife Refuge, the California League of Cities event, the Realtors event, the Merced Mall 50th Anniversary Celebration event, an event in Atwater, and passing out Town Hall flyers.

Mayor MURPHY reported on attending the NAACP dinner, the Panel of Mayors meeting, the funeral for Fire Captian Paul ROTONDARO, the

Merced Mall 50th anniversary celebration event, a homeless court meeting, High School choir performances, the American Leadership program, an event in Atwater, and a Castle Airforce Base Veterans reunion.

N. ADJOURNMENT

Clerk's Note: The Regular Meeting adjourned at 9:30 PM.

A motion was made by Mayor Murphy, seconded by Council Member Blake, to adjourn the Regular Meeting in honor of Fire Captain Paul Rotondaro. The motion carried by the following vote:

Aye: 6 - Mayor Pro Tempore Martinez, Mayor Murphy, Council Member Blake, Council Member McLeod, Council Member Serratto, and Council Member Shelton

No: 0

Absent: 1 - Council Member Echevarria

ADMINISTRATIVE REPORT

Agenda Item I.6. Meeting Date: 11/18/2019

Report Prepared by: Janet German, Secretary III, Fire Dept.

SUBJECT: Adoption of Resolution Acknowledging Receipt of the Annual State Mandated Inspection Compliance Report for the Reporting Period of October 1, 2018 Through September 30, 2019, Pursuant to California Health and Safety Code §13146.4

REPORT IN BRIEF
Considers the adoption of a Resolution acknowledging receipt of the Merced Fire Department's Annual Compliance Report regarding performance of annual inspections pursuant to California Health and Safety Code (HSC) §13146.4.

RECOMMENDATION
City Council - Adopt a motion adopting **Resolution 2019-70**, a Resolution of the City Council of the City of Merced, California, acknowledging receipt a report made by the Fire Chief of the Merced Fire Department regarding the inspection of certain occupancies required to perform annual inspections in such occupancies pursuant to sections 13146.2 and 13146.3 of the California Health and Safety Code.

ALTERNATIVES
1. Approve, as recommended by staff; or,
2. Approve with modifications; or,
3. Deny.

AUTHORITY
HSC §13145, §13146, §13146.2, §13146.3,§13146.4, and §17921(b)

CITY COUNCIL PRIORITIES
This action aligns with the Public Safety focus by effectively mitigating fire hazards by performing regular inspections and enforcing fire safety regulations for the betterment of the community's safety.

DISCUSSION
Background

HSC §13145 and §13146 requires every city or county fire department or district providing fire protection services to enforce the fire code as adopted. More specifically, HSC §13146.2 and § 13146.3 requires the fire department to annually inspect every building used as a public or private

school, apartments/condos (three or more attached units and excludes all duplexes), hotels, motels, and lodging houses for compliance.

§HSC 13146.4 mandates every city or county fire department or district required to provide fire protection services per the above inspections to report its compliance to its administering authority and for them to acknowledge receipt of the reporting in a resolution or a similar formal document.

Past Council Action

At the June 3, 2019 Council meeting, Council approved the second meeting in November as the date to receive the Fire Department's Annual State Mandated Fire Inspection Compliance Report for the reporting period of October 1st through September 30th via a resolution.

History

The Merced Fire Department maintains an up-to-date listing of all buildings within its jurisdiction and tracks which buildings must be inspected annually. On duty firefighters perform the majority of inspections, which are simple and routine while the Fire Prevention Bureau staff (One Deputy Fire Marshal and One Fire Inspector) inspect the more complex inspections where a higher level of expertise is needed.

Inspection Compliance

The Merced Fire Department conducted mandated inspections of 27 of the 27 Group E Occupancies (Public or private schools) and 500 of the 500 Group R Occupancies (hotels/motels, apartments, and certain residential care facilities) for the reporting period of October 1, 2018 through September 30, 2019.

Conclusion

The department met the requirements of HSC §13146.4 for the reporting period.

IMPACT ON CITY RESOURCES

There is no fiscal impact as a result of acknowledging the fire department's compliance with certain State mandated fire inspections. The report seeks to communicate with the governing authority about the department's level of compliance with state mandated safety inspections.

ATTACHMENTS

1. Resolution
2. Senate Bill 1205

RESOLUTION NO. 2019-_____

A RESOLUTION OF THE CITY COUNCIL OF THE CITY OF MERCED, CALIFORNIA, ACKNOWLEDGING RECEIPT OF A REPORT MADE BY THE FIRE CHIEF OF THE MERCED FIRE DEPARTMENT REGARDING THE INSPECTION OF CERTAIN OCCUPANCIES REQUIRED TO PERFORM ANNUAL INSPECTIONS IN SUCH OCCUPANCIES PURSUANT TO SECTIONS 13146.2 AND 13146.3 OF THE CALIFORNIA HEALTH AND SAFETY CODE

WHEREAS, California Health & Safety Code Section 13146.4 was added in 2018, and became effective on September 27, 2018;

WHEREAS, California Health & Safety Code Sections 13146.2 and 13146.3 require all fire departments, including the Merced Fire Department, that provide fire protection services to perform annual inspections in every building used as a public or private school, hotel, motel, lodging house, apartment house, and certain residential care facilities for compliance with building standards, as provided;

WHEREAS, California Health & Safety Code Section 13146.4 requires all fire departments, including the Merced Fire Department, that provide fire protection services to report annually to its administering authority on its compliance with Sections 13146.2 and 13146.3; and,

WHEREAS, the City Council of the City of Merced intends this Resolution to fulfill the requirements of the California Health & Safety Code regarding acknowledgment of the Merced Fire Department's compliance with California Health and Safety Code Sections 13146.2 and 13146.3.

NOW, THEREFORE, THE CITY COUNCIL OF THE CITY OF MERCED DOES HEREBY RESOLVE, DETERMINE, FIND, AND ORDER AS FOLLOWS:

SECTION 1. The City Council of the City of Merced expressly acknowledges the measure of compliance of the Merced Fire Department with

California Health and Safety Code Sections 13146.2 and 13146.3 in the area encompassed by the City of Merced, as follows:

A. EDUCATIONAL GROUP E OCCUPANCIES:

Educational Group E occupancies are generally those public and private schools, used by more than six persons at any one time for educational purposes through the 12th grade. Within the City of Merced, there lie 27 Group E occupancies, buildings, structures and/or facilities.

During the reporting period of October 1, 2018 through September 30, 2019, the Merced Fire Department completed the annual inspection of 27 Group E occupancies, buildings, structures and/or facilities. This is a compliance rate of 100% for this reporting period.

B. RESIDENTIAL GROUP R OCCUPANCIES:

Residential Group R occupancies, for the purposes of this resolution, are generally those occupancies containing sleeping units and include: hotels, motels, apartments (three units or more), etc. as well as other residential occupancies (including a number of residential care facilities). These residential care facilities have a number of different sub-classifications, and they may contain residents or clients that have a range of needs, including those related to custodial care, mobility impairments, cognitive disabilities, etc. The residents may also be non-ambulatory or bedridden. Within the City of Merced, there lie 500 Group R (and their associated sub-categories) occupancies of this nature.

During the reporting year of October 1, 2018 through September 30, 2019, the Merced Fire Department completed the annual inspection of 500 Group R occupancies, buildings, structures and/or facilities. This is a compliance rate of 100% for this reporting period.

///

///

///

///

PASSED AND ADOPTED by the City Council of the City of Merced at a regular meeting held on the ____ day of _____ 2019, by the following vote:

AYES: Council Members:

NOES: Council Members:

ABSENT: Council Members:

ABSTAIN: Council Members:

APPROVED:

_____
Mayor

ATTEST:
STEVE CARRIGAN, CITY CLERK

BY:_____
Assistant/Deputy City Clerk

(SEAL)

APPROVED AS TO FORM:

10/16/19
City Attorney Date

STATE OF CALIFORNIA
AUTHENTICATED
ELECTRONIC LEGAL MATERIAL

Senate Bill No. 1205

CHAPTER 854

An act to add Section 13146.4 to the Health and Safety Code, relating to fire protection.

[Approved by Governor September 27, 2018. Filed with Secretary of State September 27, 2018.]

LEGISLATIVE COUNSEL'S DIGEST

SB 1205, Hill. Fire protection services: inspections: compliance reporting.

Existing law requires the chief of any city or county fire department or district providing fire protection services and his or her authorized representatives to inspect every building used as a public or private school within his or her jurisdiction, for the purpose of enforcing specified building standards, not less than once each year, as provided. Existing law requires every city or county fire department or district providing fire protection services that is required to enforce specified building standards to annually inspect certain structures, including hotels, motels, lodging houses, and apartment houses, for compliance with building standards, as provided.

This bill would require every city or county fire department, city and county fire department, or district required to perform the above-described inspections to report annually to its administering authority, as defined, on the department's or district's compliance with the above-described inspection requirements, as provided. The bill would require the administering authority to acknowledge receipt of the report in a resolution or a similar formal document. To the extent this bill would expand the responsibility of a local agency, the bill would create a state-mandated local program.

The California Constitution requires the state to reimburse local agencies and school districts for certain costs mandated by the state. Statutory provisions establish procedures for making that reimbursement.

This bill would provide that, if the Commission on State Mandates determines that the bill contains costs mandated by the state, reimbursement for those costs shall be made pursuant to the statutory provisions noted above.

The people of the State of California do enact as follows:

SECTION 1. Section 13146.4 is added to the Health and Safety Code, to read:

13146.4. (a) Every city or county fire department, city and county fire department, or district required to perform an annual inspection pursuant

to Sections 13146.2 and 13146.3 shall report annually to its administering authority on its compliance with Sections 13146.2 and 13146.3.

(b) The report made pursuant to subdivision (a) shall occur when the administering authority discusses its annual budget, or at another time determined by the administering authority.

(c) The administering authority shall acknowledge receipt of the report made pursuant to subdivision (a) in a resolution or a similar formal document.

(d) For purposes of this section, "administering authority" means a city council, county board of supervisors, or district board, as the case may be.

SEC. 2. If the Commission on State Mandates determines that this act contains costs mandated by the state, reimbursement to local agencies and school districts for those costs shall be made pursuant to Part 7 (commencing with Section 17500) of Division 4 of Title 2 of the Government Code.

O

ADMINISTRATIVE REPORT

Agenda Item I.7. Meeting Date: 11/18/2019

Report Prepared by: Denise Frazier, Chief Building/Construction Project Official

SUBJECT: Approval of First Amendments to Professional Services Agreements with Interwest Consulting Group Inc., CSG Consultants Inc., and Bureau Veritas North American Inc. to Extend the Term of the Agreement to December 17, 2020, in an Amount Not to Exceed the Approved Budget Allocation for Planning and Building Services

REPORT IN BRIEF

Considers approving amendments to Professional Services Agreements with three consultants for planning and building services.

RECOMMENDATION

City Council - Adopt a motion:

A. Approving the First Amendment to Contract for Professional Services with Interwest Consulting Group Inc., to extend the term for services to December 17, 2020 in an amount not to exceed funds available in the annual budget or as amended; and,

B. Approving the First Amendment to Contract for Professional Services with CSG Consultants Inc., to extend the term for services to December 17, 2020 in an amount not to exceed funds available in the annual budget or as amended; and,

C. Approving the First Amendment to Contract for Professional Services with Bureau Veritas North American Inc., to extend the term for services to December 17, 2020 in an amount not to exceed funds available in the annual budget or as amended; and,

D. Authorizing the Finance Officer to make the necessary budget adjustments; and,

E. Authorizing the City Manager or the Assistant City Manager to execute the above agreements.

ALTERNATIVES

1. Approve, as recommended by staff; or,
2. Approve, as modified by City Council; or,
3. Deny; or,
4. Refer to staff for reconsideration of specific items (to be addressed in Council motion); or,
5. Continue the item to a future City Council meeting (date and time to be specified in motion).

AUTHORITY
City of Merced Charter, Section 200.

CITY COUNCIL PRIORITIES
As provided for in the 2019-20 Adopted Budget.

DISCUSSION
The City Development Services Department, Inspection Services or “Building Division”, utilizes professional consultants on an “as needed” basis or “on call” basis to perform Building Plan Checks, Inspections, and other Building Related Services. These services are needed on a daily basis due to the work volume within the division. For the 2019 Calendar year, there are 3,100 permit applications received. These applications need processing, some need plan review and all receive inspections. This calendar year is expected to surpass number permit applications received, more than any other year on record.

These consulting services are essentially an extension of those provided directly by City Staff and are hopefully seamless to those requiring the services. Additionally, it should be noted that the City collects fees from the customer in the form of Plan Check Fees or Building Permit Fees which pay for these services, as well as City Staff, in advance of the work being performed. The payment to the professional consultants is a “pass through” minus any City overhead that can be retained. These fees are collected in an account under Fund 17 - Development Services and payment to the consultants are also made from Fund 17. At this time, the revenue account 017-0805-310.03-00 (License and permits/Construction Permits) has received $433,300 in excess of the estimated revenue for the fiscal year 2019-20. The fees collected through this process pays for the services as described above, processing permits and inspections.

IMPACT ON CITY RESOURCES
None, adequate funds have been approved in the 2019-20 Budget under account 17-0805-512.17-00 Professional Services to provide services for the remainder of the Fiscal Year. If additional resources are necessary prior to the end of the Fiscal Year, a budget appropriation will be processed accordingly.

ATTACHMENTS
1. First Amendment to Contract for Consulting and Professional Services - Interwest
2. First Amendment to Contract for Consulting and Professional Services - CSG
3. First Amendment to Contract for Consulting and Professional Services - Bureau Veritas

FIRST AMENDMENT TO CONTRACT
FOR CONSULTING AND PROFESSIONAL SERVICES

THIS FIRST AMENDMENT TO CONTRACT is made and entered into this ___ day of _____, 2019, by and between the City of Merced, a California Charter Municipal Corporation ("Client"), and Interwest Consulting Group, Inc., a Colorado Corporation, ("Consultant").

WHEREAS, Client and Consultant have previously entered into a Contract for Consulting and Professional Services ("Contract") dated December 18, 2017; and,

WHEREAS, Client and Consultant desire to amend said Contract to extend the term of the Contract.

NOW, THEREFORE, the parties hereto, in consideration of the mutual covenants hereinafter recited, agree as follows:

1. Section 19, "EXTENDED TERM," is hereby added to the Contract to read as follows:

> "19. EXTENDED TERM. The Extended Term of the Contract shall be from December 18, 2019 to December 17, 2020.

2. Except as herein amended, the Contract dated December 18, 2017, shall remain in full force and effect.

IN WITNESS WHEREOF, the parties have caused this First Amendment to Contract to be executed on the date first above written.

CITY OF MERCED
A California Charter Municipal Corporation

BY: _____
City Manager

ATTEST:
STEVE CARRIGAN, CITY CLERK

BY: _____
Assistant/Deputy City Clerk

APPROVED AS TO FORM:

BY: _____ 8/28/19
City Attorney Date

ACCOUNT DATA:

BY: _____
Verified by Finance Officer

CONSULTANT
INTERWEST CONSULTING GROUP, INC.,
A Colorado Corporation

BY: _____
(Signature)

ROD BEEHLER
(Typed Name)

Its: DIRECTOR
(Title)

BY: _____
(Signature)

_____
(Typed Name)

Its: _____
(Title)

Taxpayer I.D. No. 73-1630909

ADDRESS: 9300 W. Stockton Blvd.
Suite 105
Elk Grove, CA 95758

TELEPHONE: (916) 683-3340
FAX: _____
E-MAIL: RBEEHLER@INTERWESTGRP.COM

CITY OF MERCED
CONSULTING AND PROFESSIONAL SERVICES CONTRACT

THIS CONTRACT is made and entered into this 19TH day of DECEMBER, 2018, at Merced, California, by and between the City of Merced ("City"), a California Charter Municipal Corporation, and Interwest Consulting Group, Inc., a Colorado Corporation, whose address of record is 9300 West Stockton Blvd., Suite 105, Elk Grove, California 95758 ("Consultant") for the purpose of providing full service building and planning services for City of Merced.

WHEREAS, City does not have sufficient personnel to perform full service building and planning services and thereby necessitating this Contract for professional services.

NOW, THEREFORE, the Parties covenant and agree, for good and valuable consideration, the receipt and sufficiency of which is hereby acknowledged and agreed, as follows:

SECTION 1. CONSULTANT SERVICES

A. Subject to the terms and conditions set forth in this Contract, Consultant shall provide to City the services described in Exhibit "A," attached and incorporated herein.

SECTION 2. COMPENSATION AND REIMBURSEMENT OF COSTS

A. City shall pay Consultant for services rendered pursuant to this Contract within thirty calendar days after receipt of an invoice from Consultant. City hereby agrees to pay Consultant a sum that is not to exceed the hourly rates and expenses described in Exhibit "B".

SECTION 3. TERM AND TERMINATION

A. The term of this Contract shall be for two years commencing on the date of this Contract. The City shall have the option to extend this Contract for a single one (1) year term. Time is of the essence.

B. If Consultant fails to perform its duties to the satisfaction of City, or if Consultant fails to fulfill in a timely and professional manner its

obligations under this Contract, then City shall have the right to terminate this Contract effective immediately upon City giving written notice thereof to Consultant.

C. Either Party may terminate this Contract without cause on thirty (30) calendar days' written notice.

D. City may terminate this Contract immediately upon written notice to Consultant if funding ceases or is materially decreased during the term of this Contract.

E. In the event that City gives notice of termination, Consultant shall promptly provide to City any and all finished and unfinished reports, data, studies, photographs, charts, or other work product prepared by Consultant pursuant to this Contract. City shall have full ownership, including, but not limited to, intellectual property rights, and control of all such finished and unfinished reports, data, studies, photographs, charts, or other work product.

F. In the event that City terminates the Contract, City shall pay Consultant the reasonable value of services rendered by Consultant pursuant to this Contract; provided, however, that City shall not in any manner be liable for lost profits which might have been made by Consultant had Consultant completed the services required by this Contract. Consultant shall, not later than ten (10) calendar days after termination of this Contract by City, furnish to City such financial information as in the judgment of the City's representative is necessary to determine the reasonable value of the services rendered by Consultant.

G. In no event shall the termination of this Contract be construed as a waiver of any right to seek remedies in law, equity, or otherwise for a Party's failure to perform each obligation required by this Contract.

SECTION 4. MISCELLANEOUS TERMS AND CONDITIONS OF CONTRACT

A. City shall make its facilities accessible to Consultant as required for Consultant's performance of its services under this Contract, and, upon request of Consultant at times convenient to City, provide labor and safety equipment as required by Consultant for such access.

B. Unless otherwise agreed to in the Authorization of Services Agreement, City shall obtain, arrange, and pay for all advertisements for bids, permits, and licenses required by local, state, or federal authorities.

C. Pursuant to the City's business license ordinance, Consultant shall obtain a City business license prior to commencing work.

D. Consultant represents and warrants to City that it has all licenses, permits, qualifications, and approvals of any nature whatsoever that are legally required for Consultant to practice its profession. Consultant represents and warrants to City that Consultant shall, at its sole cost and expense, keep in effect or obtain at all times during the term of this Contract any licenses, permits, and approvals that are legally required for Consultant to practice its profession.

E. Consultant shall, during the entire term of this Contract, be construed to be an independent contractor and nothing in this Contract is intended, nor shall it be construed, to create an employer/employee relationship, association, joint venture relationship, trust, or partnership or to allow City to exercise discretion or control over the professional manner in which Consultant performs under this Contract; provided, however, that the services to be provided by Consultant shall be provided in a manner consistent with the professional standards applicable to such services. The sole interest of City is to insure that services are rendered and performed in a competent, efficient, and satisfactory manner. Consultant shall be fully responsible for payment of all taxes due to state and federal governments, which would be withheld from compensation if Consultant were a City employee. City shall not be liable for deductions for any amount for any purpose relating to Consultant's compensation. Consultant shall not be eligible for coverage under City's workers' compensation insurance plan, benefits under the City's retirement plan, or be eligible for any other City benefit. No party shall be the agent of, or have a right or power to bind, the other Party without its express written consent.

In the event Consultant or any employee, agent, or subcontractor of Consultant providing services under this Contract is determined by a court of competent jurisdiction or the California Public Employees Retirement System (PERS) to be eligible for enrollment in PERS as an employee of the City, Consultant shall indemnify, protect, defend, and

hold harmless the City for the payment of any employee and/or employer contributions for PERS benefits on behalf of Consultant or its employees, agents, or subcontractors, as well as for the payment of any penalties and interest on such contributions, which would otherwise be the responsibility of City.

F. No provision of this Contract is intended to, or shall be for the benefit of, or construed to create rights in, or grant remedies to, any person or entity not a party hereto, including any third-party beneficiary.

G. No portion of the work or services to be performed under this Contract shall be assigned, transferred, conveyed, or subcontracted without the prior written approval of City. Consultant may use the services of independent contractors and subcontractors to perform a portion of its obligations under this Contract with the prior written approval of City. Independent contractors and subcontractors shall be provided with a copy of this Contract and Consultant shall have an affirmative duty to assure that said independent contractors and subcontractors comply with the same and agree to be bound by its terms. Consultant shall be the responsible party with respect to all actions of its independent contractors and subcontractors, and shall obtain such insurance and indemnity provisions from its contractors and subcontractors as City's Risk Manager shall determine to be necessary in his/her sole discretion.

H. Consultant, at such times and in such form as City may require, shall furnish City with such periodic reports as it may request pertaining to the work or services undertaken pursuant to this Contract, the costs or obligations incurred or to be incurred in connection therewith, and any other matters covered by this Contract.

I. Consultant shall maintain accounts and records, including personnel, property, and financial records, adequate to identify and account for all costs pertaining to this Contract and such other records as may be deemed necessary by City to assure proper accounting for all project funds. These records shall be made available for audit purposes to state and federal authorities, or any authorized representative of City. Consultant shall retain such records for three (3) years after the expiration of this Contract, unless prior permission to destroy them is granted by City or unless a longer retention period is required by a funding source for this Contract.

J. Consultant shall perform all services required pursuant to this Contract in the manner and according to the standards observed by a competent practitioner of Consultant's profession. All products of whatsoever nature, which Consultant delivers to City pursuant to this Contract, shall be prepared in a professional manner and conform to the standards of quality normally observed by a person practicing the profession of Consultant and its agents, employees, and subcontractors assigned to perform the services contemplated by this Contract.

K. Unless Consultant is specifically advised in writing by City to verify data, Consultant shall be entitled to rely upon the accuracy and completeness of all data furnished by City to Consultant that is used by Consultant in providing its services under this Contract. Consultant may retain and use all data furnished to it, except such data which may be marked "confidential" and required to be returned, and may use all plans, designs, specifications, and other work product created by Consultant in providing services hereunder. Any use of such work product that includes proprietary information shall not identify City; nor shall the manner of such use have the effect of identifying City. In any reuse by Consultant for any non-City purpose of any data, drawings, plans, etc., prepared for City, Consultant shall fully release, protect, defend, indemnify, and hold harmless City, its officials, officers, employees, and agents from all claims, costs, expenses, damage, or liability arising out of or resulting from the reuse or modification of any reports, data, documents, drawings, specifications, or other work product prepared by Consultant for City for any entity or purpose other than for City's benefit.

L. All completed reports and other data or documents, or computer media including diskettes, and other materials provided or prepared by Consultant in accordance with this Contract are the property of City, and may be used by City. City shall have all intellectual property rights including, but not limited to, copyright and patent rights, in said documents, computer media, and other materials provided by Consultant. City shall release, defend, indemnify, and hold harmless Consultant from all claims, costs, expenses, damage, or liability arising out of or resulting from the use or modification of any reports, data, documents, drawings, specifications, or other work product prepared by Consultant, except use by City on those portions of the project for which such items were prepared.

M. Consultant, including its employees, agents, and subconsultants, shall not maintain or acquire any direct or indirect interest that conflicts with the performance of this Contract. Consultant shall comply with all requirements of the Political Reform Act (Government Code § 81000 *et seq.*), Government Code Section 1090 *et seq.*, and other laws relating to conflicts of interest, including the following: 1) Consultant shall not make or participate in a decision made by City if it is reasonably foreseeable that the decision may have a material effect on Consultant's economic interest, and 2) if required by City Clerk, Consultant shall file financial disclosure forms with the City Clerk.

N. Consultant shall assign only competent personnel to perform services pursuant to this Agreement. In the event that City, in its sole discretion, at any time during this Agreement, desires the reassignment of any such persons, Consultant shall, immediately upon receiving notice from City of such desire of City, reassign such person or persons.

SECTION 5. INSURANCE

A. As a separate and independent covenant from any indemnity obligation hereunder, during the term of this Contract, Consultant shall maintain in full force and effect at its own cost and expense, the following insurance coverage:

1. Workers' Compensation Insurance. Full workers' compensation insurance shall be provided with a limit of at least One Hundred Thousand Dollars ($100,000) for any one person and as required by law, including Employer's Liability limits of $1,000,000.00 per accident. The policy shall be endorsed to waive the insurer's subrogation rights against the City.

2. General Liability.

(a) Consultant shall obtain and keep in full force and effect general liability coverage at least as broad as ISO commercial general liability coverage occurrence Form CG 0001.

(b) Consultant shall maintain limits of no less than One Million Dollars ($1,000,000) per occurrence for bodily injury, personal injury, and property damage.

(c) The City, its officers, employees, and agents are to be named as additional insureds under the policy, as respects liability arising out of work or operations performed by or on behalf of the Consultant.

(d) The policy shall stipulate that this insurance will operate as primary insurance for work performed by Consultant and its sub-contractors, and that any other insurance or self insurance maintained by City or other named insureds shall be excess and non-contributory.

(e) Consultant shall maintain its commercial general liability coverage for three (3) years after completion of the work and shall add an additional insured endorsement form acceptable to the City naming the City of Merced, its officers, employees, and agents for each year thereafter for at least three (3) years after completion of the work. Copies of the annual renewal and additional insured endorsement form shall be sent to the City within thirty (30) days of the annual renewal.

3. Automobile Insurance.

(a) Consultant shall obtain and keep in full force and effect an automobile policy of at least One Million Dollars ($1,000,000) per accident for bodily injury and property damage.

(b) The City, its officers, employees, and agents are to be named as additional insureds under the policy, as respects automobiles owned, leased, hired, or borrowed by the Consultant.

(c) The policy shall stipulate that this insurance will operate as primary insurance for work performed by Consultant and its sub-contractors, and that any other insurance or self

insurance maintained by City or other named insureds shall be excess and non-contributory.

4. Professional Liability Insurance. Consultant shall carry professional liability insurance appropriate to Consultant's profession in the minimum amount of One Million Dollars ($1,000,000). Architects and engineers' coverage is to be endorsed to include contractual liability.

B. Qualifications of Insurer. The insurance shall be provided by an acceptable insurance provider, as determined by City, which satisfies all of the following minimum requirements:

1. An insurance carrier admitted to do business in California and maintaining an agent for service of process within this State; and,

2. An insurance carrier with a current A.M. Best Rating of A:VII or better (except for workers' compensation provided through the California State Compensation Fund).

C. Certificate of Insurance. Consultant shall complete and file with the City prior to engaging in any operation or activity set forth in this Contract, certificates of insurance evidencing coverage as set forth above and which shall provide that no cancellation or expiration by the insurance company will be made during the term of this Contract, without thirty (30) days written notice to City prior to the effective date of such cancellation—including cancellation for nonpayment of premium. In addition to any other remedies City may have, City reserves the right to withhold payment if Consultant's insurance policies are not current.

SECTION 6. INDEMNIFICATION AND HOLD HARMLESS

A. As a separate and independent covenant and irrespective of any insurance policy or policies or limitations thereof and to the fullest extent permitted by law (including, without limitation, California Civil Code Sections 2782 and 2782.6), Consultant shall indemnify, protect, defend (with legal counsel selected by the City), save, and hold City, its officers and employees, harmless from any and all claims or causes of action for death or injury to persons, or damage to property, or expense

and liability of every kind, nature and description (including, without limitation, incidental and consequential damages, court costs, attorneys' fees, litigation expenses and fees of expert consultants or expert witnesses incurred in connection therewith and costs of investigation), that arise out of, pertain to, or relate to, the negligence, recklessness, willful misconduct of Consultant or its employees, subcontractors, or agents in the performance of this Contract. It is understood that the duty of Consultant to indemnify and hold harmless includes the duty to defend as set forth in Section 2778 of the California Civil Code. This indemnification and hold harmless clause shall survive the termination of this Contract and shall apply to any damages or claims for damages whether or not such insurance policies shall have been determined to apply. By execution of this Contract, Consultant acknowledges and agrees to the provisions of this Section and that it is a material element of consideration.

SECTION 7. CONTRACT INTERPRETATION, VENUE AND ATTORNEY FEES

A. This Contract shall be deemed to have been entered into in Merced, California. All questions regarding the validity, interpretation, or performance of any of its terms or of any rights or obligations of the parties to this Contract shall be governed by California law, and any action brought by either party to enforce any of the terms of this Contract shall be filed in the Merced County Superior Court. If any claim, at law or otherwise, is made by either party to this Contract, the prevailing party shall be entitled to its costs and reasonable attorneys' fees.

B. This document, including all exhibits, contains the entire agreement between the parties and supersedes whatever oral or written understanding each may have had prior to the execution of this Contract. This Contract shall not be altered, amended, or modified except by a writing signed by City and Consultant. No verbal agreement or conversation with any official, officer, agent, or employee of City, either before, during, or after the execution of this Contract, shall affect or modify any of the terms or conditions contained in this Contract, nor shall any such verbal agreement or conversation entitle Consultant to any additional payment whatsoever under the terms of this Contract.

C. If any portion of this Contract or the application thereof to any person or circumstance shall be invalid or unenforceable to any extent, the remainder of this Contract shall not be affected thereby and shall be enforced to the greatest extent permitted by law.

D. The headings in this Contract are inserted for convenience only and shall not constitute a part hereof. A waiver of any party of any provision or a breach of this Contract must be provided in writing, and shall not be construed as a waiver of any other provision or any succeeding breach of the same or any other provisions herein.

E. Each Party hereto declares and represents that in entering into this Contract, it has relied and is relying solely upon its own judgment, belief, and knowledge of the nature, extent, effect, and consequence relating thereto. Each Party further declares and represents that this Contract is made without reliance upon any statement or representation not contained herein of any other Party or any representative, agent, or attorney of the other Party. The Parties agree that they are aware that they have the right to be advised by counsel with respect to the negotiations, terms, and conditions of this Contract and that the decision of whether or not to seek the advice of counsel with respect to this Contract is a decision which is the sole responsibility of each of the Parties. Accordingly, no party shall be deemed to have been the drafter hereof, and the principle of law set forth in Civil Code § 1654 that contracts are construed against the drafter shall not apply.

F. In the event of a conflict between the term and conditions of the body of this Contract and those of any exhibit or attachment hereto, the terms and conditions set forth in the body of this Contract proper shall prevail. In the event of a conflict between the terms and conditions of any two or more exhibits or attachments hereto, those prepared by City shall prevail over those prepared by Consultant.

SECTION 8. SURVIVAL

The provisions set forth in Sections 5 and 6 of this Contract shall survive termination of the Contract.

SECTION 9. COMPLIANCE WITH LAWS - NONDISCRIMINATION

A. Consultant shall comply with all applicable laws, ordinances, and codes of federal, state, and local governments.

B. In the performance of this Contract, Consultant shall not discriminate against any employee or applicant for employment because of race, color, ancestry, national origin, religious creed, sex, sexual orientation, disability, age, marital status, political affiliation, or membership or nonmembership in any organization. Consultant shall take affirmative action to ensure applicants are employed and that employees are treated during their employment without regard to their race, color, ancestry, national origin, religious creed, sex, sexual orientation, disability, age, marital status, political affiliation, or membership or nonmembership in any organization. Such actions shall include, but not be limited to, the following: employment, upgrading, demotion, or transfer, recruitment or recruitment advertising, layoff, or termination, rates of pay, or other forms of compensation and selection for training.

SECTION 10. FEDERAL REQUIREMENTS

A. During the performance of this Contract, Consultant, for itself, its assignees, and successors in interest agrees as follows:

1. Compliance with Regulations. Consultant shall comply with the regulations relative to nondiscrimination in Federally-assigned programs of the Department of Transportation (hereinafter called "DOT") Title 49, Code of Federal Regulations, PART 21, as they may be amended from time to time (hereinafter referred to as the "Regulations") which are herein incorporated by reference and made a part of this Contract.

2. Nondiscrimination. Consultant, with regard to the work performed by it in the Contract, shall not discriminate on the grounds of race, color, or national origin in the selection and retention of subcontractors, including procurement of materials and leases of equipment. Consultant shall not participate either directly or indirectly in the discrimination prohibited by Section 21.5 of the Regulations including employment practices when the

contract covers a program set forth in Appendix B of the Regulations.

3. Solicitations for Subcontracts, Including Procurement of Materials and Equipment. In all solicitations either by competitive bidding or negotiation made by Consultant for work to be performed under a subcontract, including procurement of materials or leases of equipment, each potential subcontractor or supplier shall be notified by Consultant of Consultant's obligations under this Contract and the Regulations relative to nondiscrimination on the grounds of race, color, or national origin.

SECTION 11. REPRESENTATIVES

A. City's representative for this Contract is _____, telephone number (209) _____. All of Consultant's questions pertaining to this Contract shall be referred to the above-named person, or to the representative's designee.

B. Consultant's representative for this Contract is _____ telephone number _____, fax number _____, e-mail address _____. All of City's questions pertaining to this Contract shall be referred to the above-named person.

C. The representatives set forth herein shall have authority to give all notices required herein. City's City Manager is authorized to execute any amendment to this Contract, which does not increase the amount of compensation allowable to Consultant.

SECTION 12. NOTICES

A. All notices, requests, demands, and other communications hereunder shall be deemed given only if in writing signed by an authorized representative of the sender (may be other than the representatives referred to in Section 11) and delivered by facsimile, with a hard copy mailed first class, postage prepaid; or when sent by a courier or an express service guaranteeing overnight delivery to the receiving party, addressed to the respective parties as follows:

To City: City of Merced Attn: Scott McBride 678 West 18th Street Merced, CA 95340 City Clerk City of Merced 678 West 18th Street Merced, CA 95340	**To Consultant:** Interwest Consulting Group, Inc. 9300 West Stockton Blvd. Suite 105 Elk Grove, CA 95758

B. Either party may change its address for the purposes of this Section by giving written notice of such change to the other party in the manner provided in this Section.

C. Notice shall be deemed effective upon: 1) personal service; 2) two days after mailing or transmission by facsimile, whichever is earlier.

SECTION 13. AUTHORITY TO CONTRACT

Each of the undersigned signatories hereby represents and warrants that they are authorized to execute this Contract on behalf of the respective parties to this Contract; that they have full right, power, and lawful authority to undertake all obligations as provided in this Contract; and that the execution, performance, and delivery of this Contract by said signatories has been fully authorized by all requisite actions on the part of the respective parties to this Contract.

SECTION 14. CONFORMANCE TO APPLICABLE LAWS

Consultant hereby promises and agrees to comply with all of the provisions of the Federal Immigration and Nationality Act (8 U.S.C.A. 1101 *et seq.*), as amended; and in connection therewith, shall not employ unauthorized aliens as defined therein. Should Consultant so employ such unauthorized aliens for the performance of work and/or services covered by this Contract, and should any agency or instrumentality of the federal or state government, including the courts, impose sanctions against the City for such use of unauthorized aliens, Consultant hereby agrees to, and shall, reimburse City

for the cost of all such sanctions imposed, together with any and all costs, including attorneys' fees, incurred by the City in connection therewith.

SECTION 15. WAIVER

In the event that either City or Consultant shall at any time or times waive any breach of this Contract by the other, such waiver shall not constitute a waiver of any other or succeeding breach of this Contract, whether of the same or any other covenant, condition or obligation. Waiver shall not be deemed effective until and unless signed by the waiving party.

SECTION 16. AMENDMENT

This Contract shall not be amended, modified, or otherwise changed unless in writing and signed by both parties hereto by the authorized representative thereof.

SECTION 17. COUNTERPARTS

This Contract may be executed in one or more counterparts with each counterpart being deemed an original. No counterpart shall be deemed to be an original or presumed delivered unless and until the counterparts executed by the other parties hereto are in the physical possession of the party or parties seeking enforcement thereof.

SECTION 18. DATE OF CONTRACT

The date of this Contract shall be the date it is signed by City.

IN WITNESS WHEREOF, City and Consultant have executed this Contract on the days and year set forth below:

Dated: 12/20/2017

CITY OF MERCED,
A California Charter-law Municipal Corporation

By: City Manager

ATTEST:
STEVE CARRIGAN, CITY CLERK

By: Assistant/Deputy City Clerk

APPROVED AS TO FORM:

12-6-2017
City Attorney Date

300522
FUNDS/ACCOUNTS VERIFIED

FINANCE OFFICE DATE

Funds Available within the Current FY Budget.

(Signatures continue on next page)

Future FY Funding is contingent upon City Council approval of the Budget. MK 12/18/17 PL 12/18/17

017-0805-512.17-00

Dated:_____, 2018

CONSULTANT
INTERWEST CONSULTING GROUP, INC.,
A Colorado Corporation

BY:_____
(Signature)

Ron Beehler
(Typed Name)

Its: Director
(Title)

BY:_____
(Signature)

Michael Kashiwagi
(Typed Name)

Its: Chief Operations Officer
(Title)

Taxpayer I.D. No. 73-1630909

ADDRESS: 9300 W. Stockton Blvd.
Suite 105
Elk Grove, CA 95758

TELEPHONE: (916) 683-3340
FAX: _____
E-MAIL: rbeehler@interwestgrp.com

Attachments:

Exhibit A (Scope of Work)
Exhibit B (Hourly Rate Schedule)

EXHIBIT A

Scope of Services

Services to be provided will be on an as needed basis which will be dependent upon the City of Merced Inspection Services Department or Planning Department needs.

1. Perform Front Counter duties covering a full range of Building a functions, from small residential additions, to complex commercial and industrial facilities and structures. Dependent upon the Cities needs will including daily functions such as:

Building:

- Issuing Building Permits
- Collecting Fees
- Intake plans
- Answer questions
- Check zoning
- Route calls
- Take messages
- Issue Business licenses

Planning:

- Greet and respond to customer inquiries
- Answer phone, respond to inquiries or route to applicable staff
- Review Business License applications
- Provide information regarding Planning processes
- Provide Planning, Zoning, and Land Use Information
- Process Planning and Land Use Applications

2. Perform Building Inspections duties covering a full range of inspection in all disciplines ranging from small residential additions, to complex commercial and industrial facilities and structures. Depending on the Cities needs the inspections can be comprehensive or be limited to specific buildings or code disciplines.

- Structural, Mechanical, Plumbing and Electric
- Energy Conservation
- Disabled Access
- Fire Code and Fire Sprinklers
- Grading, drainage, and Public Works improvements.

EXHIBIT A

The curent rates displayed in the fee schedule below reflect Interwest's current fees. Hourly rates are typically reviewed yearly on July 1 and may be subject to revision unless under specific contract obligations. In addition, there is no charge for travel, shipping, supply, or material costs.

CLASSIFICATION	HOURLY BILLING RATE
Engineering	
Principal in Charge	$160
City Engineer	145
Traffic Engineer	130
Supervising Engineer	125
Senior Engineer	120
Engineering Associate III	105
Engineering Associate II	100
Engineering Associate I	85
Engineering Technician III	75
Engineering Technician II	70
Engineering Technician I	65
Student Trainee	30
Plan Review Services	
Certified Building Official	$130
Senior Plan Review Architect	125
Senior Structural Engineer	120
Senior Plans Examiner	80
Fire Plans Examiner	90
CASp	85
Permit Technician	55
Inspector III	80
Inspector II	65
Inspector I	50
Code Enforcement Officer	80
Construction Management	
Construction Manager	$125
Assistant Construction Manager	110
Supervising Public Works Observer	105
Senior Public Works Observer	95
Public Works Observer III	85
Public Works Observer II	80
Public Works Observer I	75
Transportation	
Supervising Transportation Planner	$120
Senior Transportation Planner	110
Associate Transportation Planner III	95
Associate Transportation Planner II	85
Associate Transportation Planner I	80

9300 W. STOCKTON BLVD. | SUITE 105 • ELK GROVE, CALIFORNIA 95758
TEL 916.683.3340 • FAX 916.683.3340 • WWW.INTERWESTGRP.COM

EXHIBIT B

Real Estate

Real Estate Property Manager	$120
Senior Real Property Agent	115
Real Property Agent III	105
Real Property Agent II	100
Real Property Agent I	90

GIS

GIS Manager	$120
Senior GIS Analyst	115
GIS Analyst III	100
GIS Analyst II	90
GIS Analyst I	80

Administrative

Management Analyst II	$90
Management Analyst I	80
Senior Administrative	65
Administrative III	58
Administrative II	54
Administrative I	48

9300 W. STOCKTON BLVD. | SUITE 105 • ELK GROVE, CALIFORNIA 95758
TEL. 916.683.3340 • FAX 916.683.3340 • WWW.INTERWESTGRP.COM

FIRST AMENDMENT TO CONTRACT
FOR CONSULTING AND PROFESSIONAL SERVICES

THIS FIRST AMENDMENT TO CONTRACT is made and entered into this ___ day of _____, 2019, by and between the City of Merced, a California Charter Municipal Corporation ("Client"), and CSG Consultants, Inc., a California Corporation, ("Consultant").

WHEREAS, Client and Consultant have previously entered into a Contract for Consulting and Professional Services ("Contract") dated December 18, 2017; and,

WHEREAS, Client and Consultant desire to amend said Contract to extend the term of the Contract.

NOW, THEREFORE, the parties hereto, in consideration of the mutual covenants hereinafter recited, agree as follows:

1. Section 19, "EXTENDED TERM," is hereby added to the Contract to read as follows:

> "19. EXTENDED TERM. The Extended Term of the Contract shall be from December 18, 2019 to December 17, 2020.

2. Except as herein amended, the Contract dated December 18, 2017, shall remain in full force and effect.

IN WITNESS WHEREOF, the parties have caused this First Amendment to Contract to be executed on the date first above written.

CITY OF MERCED
A California Charter Municipal Corporation

BY: _____
City Manager

ATTEST:
STEVE CARRIGAN, CITY CLERK

BY: _____
Assistant/Deputy City Clerk

APPROVED AS TO FORM:

BY: _____ 8/28/19
City Attorney Date

ACCOUNT DATA:

BY: _____
Verified by Finance Officer

CONSULTANT
CSG CONSULTANTS, INC.,
A California Corporation

BY: _____
(Signature)

Cyrus Kianpour, PE, PLS
(Typed Name)

Its: President
(Title)

BY: _____
(Signature)

Charles D. Rider
(Typed Name)

Its: Secretary
(Title)

Taxpayer I.D. No. 91-2053749

ADDRESS: 550 Pilgrim Drive
Foster City, CA 94404

TELEPHONE: (916) 492-2275
FAX: (916) 492-2276
E-MAIL: _____

CITY OF MERCED
CONSULTING AND PROFESSIONAL SERVICES CONTRACT

THIS CONTRACT is made on DEC. 19, 2017, at Merced, California, by and between the City of Merced ("City"), a California Charter Municipal Corporation, and CSG Consultants, Inc., a California Corporation, whose address of record is, 550 Pilgrim Drive, Foster City, California 94404 ("Consultant") for the purpose of providing full service building and planning services for City of Merced.

WHEREAS, City does not have sufficient personnel to perform full service building and planning services and thereby necessitating this Contract for professional services.

NOW, THEREFORE, the Parties covenant and agree, for good and valuable consideration, the receipt and sufficiency of which is hereby acknowledged and agreed, as follows:

SECTION 1. CONSULTANT SERVICES

A. Subject to the terms and conditions set forth in this Contract, Consultant shall provide to City the services described in Exhibit "A," attached and incorporated herein.

SECTION 2. COMPENSATION AND REIMBURSEMENT OF COSTS

A. City shall pay Consultant for services rendered pursuant to this Contract within thirty calendar days after receipt of an invoice from Consultant. City hereby agrees to pay Consultant a sum that is not to exceed the hourly rates and expenses described in Exhibit "B".

SECTION 3. TERM AND TERMINATION

A. The term of this Contract shall be for two years commencing on the date of this Contract. The City shall have the option to extend this Contract for a single one (1) year term. Time is of the essence.

B. If Consultant fails to perform its duties to the satisfaction of City, or if Consultant fails to fulfill in a timely and professional manner its obligations under this Contract, then City shall have the right to

terminate this Contract effective immediately upon City giving written notice thereof to Consultant.

C. Either Party may terminate this Contract without cause on thirty (30) calendar days' written notice.

D. City may terminate this Contract immediately upon written notice to Consultant if funding ceases or is materially decreased during the term of this Contract.

E. In the event that City gives notice of termination, Consultant shall promptly provide to City any and all finished and unfinished reports, data, studies, photographs, charts, or other work product prepared by Consultant pursuant to this Contract. City shall have full ownership, including, but not limited to, intellectual property rights, and control of all such finished and unfinished reports, data, studies, photographs, charts, or other work product.

F. In the event that City terminates the Contract, City shall pay Consultant the reasonable value of services rendered by Consultant pursuant to this Contract; provided, however, that City shall not in any manner be liable for lost profits which might have been made by Consultant had Consultant completed the services required by this Contract. Consultant shall, not later than ten (10) calendar days after termination of this Contract by City, furnish to City such financial information as in the judgment of the City's representative is necessary to determine the reasonable value of the services rendered by Consultant.

G. In no event shall the termination of this Contract be construed as a waiver of any right to seek remedies in law, equity, or otherwise for a Party's failure to perform each obligation required by this Contract.

SECTION 4. MISCELLANEOUS TERMS AND CONDITIONS OF CONTRACT

A. City shall make its facilities accessible to Consultant as required for Consultant's performance of its services under this Contract, and, upon request of Consultant at times convenient to City, provide labor and safety equipment as required by Consultant for such access.

B. Unless otherwise agreed to in the Authorization of Services Agreement, City shall obtain, arrange, and pay for all advertisements for bids, permits, and licenses required by local, state, or federal authorities.

C. Pursuant to the City's business license ordinance, Consultant shall obtain a City business license prior to commencing work.

D. Consultant represents and warrants to City that it has all licenses, permits, qualifications, and approvals of any nature whatsoever that are legally required for Consultant to practice its profession. Consultant represents and warrants to City that Consultant shall, at its sole cost and expense, keep in effect or obtain at all times during the term of this Contract any licenses, permits, and approvals that are legally required for Consultant to practice its profession.

E. Consultant shall, during the entire term of this Contract, be construed to be an independent contractor and nothing in this Contract is intended, nor shall it be construed, to create an employer/employee relationship, association, joint venture relationship, trust, or partnership or to allow City to exercise discretion or control over the professional manner in which Consultant performs under this Contract; provided, however, that the services to be provided by Consultant shall be provided in a manner consistent with the professional standards applicable to such services. The sole interest of City is to insure that services are rendered and performed in a competent, efficient, and satisfactory manner. Consultant shall be fully responsible for payment of all taxes due to state and federal governments, which would be withheld from compensation if Consultant were a City employee. City shall not be liable for deductions for any amount for any purpose relating to Consultant's compensation. Consultant shall not be eligible for coverage under City's workers' compensation insurance plan, benefits under the City's retirement plan, or be eligible for any other City benefit. No party shall be the agent of, or have a right or power to bind, the other Party without its express written consent.

In the event Consultant or any employee, agent, or subcontractor of Consultant providing services under this Contract is determined by a court of competent jurisdiction or the California Public Employees Retirement System (PERS) to be eligible for enrollment in PERS as an employee of the City, Consultant shall indemnify, protect, defend, and

hold harmless the City for the payment of any employee and/or employer contributions for PERS benefits on behalf of Consultant or its employees, agents, or subcontractors, as well as for the payment of any penalties and interest on such contributions, which would otherwise be the responsibility of City.

F. No provision of this Contract is intended to, or shall be for the benefit of, or construed to create rights in, or grant remedies to, any person or entity not a party hereto, including any third-party beneficiary.

G. No portion of the work or services to be performed under this Contract shall be assigned, transferred, conveyed, or subcontracted without the prior written approval of City. Consultant may use the services of independent contractors and subcontractors to perform a portion of its obligations under this Contract with the prior written approval of City. Independent contractors and subcontractors shall be provided with a copy of this Contract and Consultant shall have an affirmative duty to assure that said independent contractors and subcontractors comply with the same and agree to be bound by its terms. Consultant shall be the responsible party with respect to all actions of its independent contractors and subcontractors, and shall obtain such insurance and indemnity provisions from its contractors and subcontractors as City's Risk Manager shall determine to be necessary in his/her sole discretion.

H. Consultant, at such times and in such form as City may require, shall furnish City with such periodic reports as it may request pertaining to the work or services undertaken pursuant to this Contract, the costs or obligations incurred or to be incurred in connection therewith, and any other matters covered by this Contract.

I. Consultant shall maintain accounts and records, including personnel, property, and financial records, adequate to identify and account for all costs pertaining to this Contract and such other records as may be deemed necessary by City to assure proper accounting for all project funds. These records shall be made available for audit purposes to state and federal authorities, or any authorized representative of City. Consultant shall retain such records for three (3) years after the expiration of this Contract, unless prior permission to destroy them is granted by City or unless a longer retention period is required by a funding source for this Contract.

J. Consultant shall perform all services required pursuant to this Contract in the manner and according to the standards observed by a competent practitioner of Consultant's profession. All products of whatsoever nature, which Consultant delivers to City pursuant to this Contract, shall be prepared in a professional manner and conform to the standards of quality normally observed by a person practicing the profession of Consultant and its agents, employees, and subcontractors assigned to perform the services contemplated by this Contract.

K. Unless Consultant is specifically advised in writing by City to verify data, Consultant shall be entitled to rely upon the accuracy and completeness of all data furnished by City to Consultant that is used by Consultant in providing its services under this Contract. Consultant may retain and use all data furnished to it, except such data which may be marked "confidential" and required to be returned, and may use all plans, designs, specifications, and other work product created by Consultant in providing services hereunder. Any use of such work product that includes proprietary information shall not identify City; nor shall the manner of such use have the effect of identifying City. In any reuse by Consultant for any non-City purpose of any data, drawings, plans, etc., prepared for City, Consultant shall fully release, protect, defend, indemnify, and hold harmless City, its officials, officers, employees, and agents from all claims, costs, expenses, damage, or liability arising out of or resulting from the reuse or modification of any reports, data, documents, drawings, specifications, or other work product prepared by Consultant for City for any entity or purpose other than for City's benefit.

L. All completed reports and other data or documents, or computer media including diskettes, and other materials provided or prepared by Consultant in accordance with this Contract are the property of City, and may be used by City. City shall have all intellectual property rights including, but not limited to, copyright and patent rights, in said documents, computer media, and other materials provided by Consultant. City shall release, defend, indemnify, and hold harmless Consultant from all claims, costs, expenses, damage, or liability arising out of or resulting from the use or modification of any reports, data, documents, drawings, specifications, or other work product prepared by

Consultant, except use by City on those portions of the project for which such items were prepared.

M. Consultant, including its employees, agents, and subconsultants, shall not maintain or acquire any direct or indirect interest that conflicts with the performance of this Contract. Consultant shall comply with all requirements of the Political Reform Act (Government Code § 81000 *et seq.*), Government Code Section 1090 *et seq.*, and other laws relating to conflicts of interest, including the following: 1) Consultant shall not make or participate in a decision made by City if it is reasonably foreseeable that the decision may have a material effect on Consultant's economic interest, and 2) if required by City Clerk, Consultant shall file financial disclosure forms with the City Clerk.

N. Consultant shall assign only competent personnel to perform services pursuant to this Agreement. In the event that City, in its sole discretion, at any time during this Agreement, desires the reassignment of any such persons, Consultant shall, immediately upon receiving notice from City of such desire of City, reassign such person or persons.

SECTION 5. INSURANCE

A. As a separate and independent covenant from any indemnity obligation hereunder, during the term of this Contract, Consultant shall maintain in full force and effect at its own cost and expense, the following insurance coverage:

1. Workers' Compensation Insurance. Full workers' compensation insurance shall be provided with a limit of at least One Hundred Thousand Dollars ($100,000) for any one person and as required by law, including Employer's Liability limits of $1,000,000.00 per accident. The policy shall be endorsed to waive the insurer's subrogation rights against the City.

2. General Liability.

(a) Consultant shall obtain and keep in full force and effect general liability coverage at least as broad as ISO commercial general liability coverage occurrence Form CG 0001.

(b) Consultant shall maintain limits of no less than One Million Dollars ($1,000,000) per occurrence for bodily injury, personal injury, and property damage.

(c) The City, its officers, employees, and agents are to be named as additional insureds under the policy, as respects liability arising out of work or operations performed by or on behalf of the Consultant.

(d) The policy shall stipulate that this insurance will operate as primary insurance for work performed by Consultant and its sub-contractors, and that any other insurance or self insurance maintained by City or other named insureds shall be excess and non-contributory.

(e) Consultant shall maintain its commercial general liability coverage for three (3) years after completion of the work and shall add an additional insured endorsement form acceptable to the City naming the City of Merced, its officers, employees, and agents for each year thereafter for at least three (3) years after completion of the work. Copies of the annual renewal and additional insured endorsement form shall be sent to the City within thirty (30) days of the annual renewal.

3. Automobile Insurance.

(a) Consultant shall obtain and keep in full force and effect an automobile policy of at least One Million Dollars ($1,000,000) per accident for bodily injury and property damage.

(b) The City, its officers, employees, and agents are to be named as additional insureds under the policy, as respects automobiles owned, leased, hired, or borrowed by the Consultant.

(c) The policy shall stipulate that this insurance will operate as primary insurance for work performed by Consultant and its sub-contractors, and that any other insurance or self

insurance maintained by City or other named insureds shall be excess and non-contributory.

4. Professional Liability Insurance. Consultant shall carry professional liability insurance appropriate to Consultant's profession in the minimum amount of One Million Dollars ($1,000,000). Architects and engineers' coverage is to be endorsed to include contractual liability.

B. Qualifications of Insurer. The insurance shall be provided by an acceptable insurance provider, as determined by City, which satisfies all of the following minimum requirements:

1. An insurance carrier admitted to do business in California and maintaining an agent for service of process within this State; and,

2. An insurance carrier with a current A.M. Best Rating of A:VII or better (except for workers' compensation provided through the California State Compensation Fund).

C. Certificate of Insurance. Consultant shall complete and file with the City prior to engaging in any operation or activity set forth in this Contract, certificates of insurance evidencing coverage as set forth above and which shall provide that no cancellation or expiration by the insurance company will be made during the term of this Contract, without thirty (30) days written notice to City prior to the effective date of such cancellation—including cancellation for nonpayment of premium. In addition to any other remedies City may have, City reserves the right to withhold payment if Consultant's insurance policies are not current.

SECTION 6. INDEMNIFICATION AND HOLD HARMLESS

A. As a separate and independent covenant and irrespective of any insurance policy or policies or limitations thereof and to the fullest extent permitted by law (including, without limitation, California Civil Code Sections 2782 and 2782.6), Consultant shall indemnify, protect, defend (with legal counsel selected by the City), save, and hold City, its officers and employees, harmless from any and all claims or causes of action for death or injury to persons, or damage to property, or expense

and liability of every kind, nature and description (including, without limitation, incidental and consequential damages, court costs, attorneys' fees, litigation expenses and fees of expert consultants or expert witnesses incurred in connection therewith and costs of investigation), that arise out of, pertain to, or relate to, the negligence, recklessness, willful misconduct of Consultant or its employees, subcontractors, or agents in the performance of this Contract. It is understood that the duty of Consultant to indemnify and hold harmless includes the duty to defend as set forth in Section 2778 of the California Civil Code. This indemnification and hold harmless clause shall survive the termination of this Contract and shall apply to any damages or claims for damages whether or not such insurance policies shall have been determined to apply. By execution of this Contract, Consultant acknowledges and agrees to the provisions of this Section and that it is a material element of consideration.

SECTION 7. CONTRACT INTERPRETATION, VENUE AND ATTORNEY FEES

A. This Contract shall be deemed to have been entered into in Merced, California. All questions regarding the validity, interpretation, or performance of any of its terms or of any rights or obligations of the parties to this Contract shall be governed by California law, and any action brought by either party to enforce any of the terms of this Contract shall be filed in the Merced County Superior Court. If any claim, at law or otherwise, is made by either party to this Contract, the prevailing party shall be entitled to its costs and reasonable attorneys' fees.

B. This document, including all exhibits, contains the entire agreement between the parties and supersedes whatever oral or written understanding each may have had prior to the execution of this Contract. This Contract shall not be altered, amended, or modified except by a writing signed by City and Consultant. No verbal agreement or conversation with any official, officer, agent, or employee of City, either before, during, or after the execution of this Contract, shall affect or modify any of the terms or conditions contained in this Contract, nor shall any such verbal agreement or conversation entitle Consultant to any additional payment whatsoever under the terms of this Contract.

C. If any portion of this Contract or the application thereof to any person or circumstance shall be invalid or unenforceable to any extent, the remainder of this Contract shall not be affected thereby and shall be enforced to the greatest extent permitted by law.

D. The headings in this Contract are inserted for convenience only and shall not constitute a part hereof. A waiver of any party of any provision or a breach of this Contract must be provided in writing, and shall not be construed as a waiver of any other provision or any succeeding breach of the same or any other provisions herein.

E. Each Party hereto declares and represents that in entering into this Contract, it has relied and is relying solely upon its own judgment, belief, and knowledge of the nature, extent, effect, and consequence relating thereto. Each Party further declares and represents that this Contract is made without reliance upon any statement or representation not contained herein of any other Party or any representative, agent, or attorney of the other Party. The Parties agree that they are aware that they have the right to be advised by counsel with respect to the negotiations, terms, and conditions of this Contract and that the decision of whether or not to seek the advice of counsel with respect to this Contract is a decision which is the sole responsibility of each of the Parties. Accordingly, no party shall be deemed to have been the drafter hereof, and the principle of law set forth in Civil Code § 1654 that contracts are construed against the drafter shall not apply.

F. In the event of a conflict between the term and conditions of the body of this Contract and those of any exhibit or attachment hereto, the terms and conditions set forth in the body of this Contract proper shall prevail. In the event of a conflict between the terms and conditions of any two or more exhibits or attachments hereto, those prepared by City shall prevail over those prepared by Consultant.

SECTION 8. SURVIVAL

The provisions set forth in Sections 5 and 6 of this Contract shall survive termination of the Contract.

SECTION 9. COMPLIANCE WITH LAWS - NONDISCRIMINATION

A. Consultant shall comply with all applicable laws, ordinances, and codes of federal, state, and local governments.

B. In the performance of this Contract, Consultant shall not discriminate against any employee or applicant for employment because of race, color, ancestry, national origin, religious creed, sex, sexual orientation, disability, age, marital status, political affiliation, or membership or nonmembership in any organization. Consultant shall take affirmative action to ensure applicants are employed and that employees are treated during their employment without regard to their race, color, ancestry, national origin, religious creed, sex, sexual orientation, disability, age, marital status, political affiliation, or membership or nonmembership in any organization. Such actions shall include, but not be limited to, the following: employment, upgrading, demotion, or transfer, recruitment or recruitment advertising, layoff, or termination, rates of pay, or other forms of compensation and selection for training.

SECTION 10. FEDERAL REQUIREMENTS

A. During the performance of this Contract, Consultant, for itself, its assignees, and successors in interest agrees as follows:

1. Compliance with Regulations. Consultant shall comply with the regulations relative to nondiscrimination in Federally-assigned programs of the Department of Transportation (hereinafter called "DOT") Title 49, Code of Federal Regulations, PART 21, as they may be amended from time to time (hereinafter referred to as the "Regulations") which are herein incorporated by reference and made a part of this Contract.

2. Nondiscrimination. Consultant, with regard to the work performed by it in the Contract, shall not discriminate on the grounds of race, color, or national origin in the selection and retention of subcontractors, including procurement of materials and leases of equipment. Consultant shall not participate either directly or indirectly in the discrimination prohibited by Section 21.5 of the Regulations including employment practices when the

contract covers a program set forth in Appendix B of the Regulations.

3. Solicitations for Subcontracts, Including Procurement of Materials and Equipment. In all solicitations either by competitive bidding or negotiation made by Consultant for work to be performed under a subcontract, including procurement of materials or leases of equipment, each potential subcontractor or supplier shall be notified by Consultant of Consultant's obligations under this Contract and the Regulations relative to nondiscrimination on the grounds of race, color, or national origin.

SECTION 11. REPRESENTATIVES

A. City's representative for this Contract is _____, telephone number (209) _____. All of Consultant's questions pertaining to this Contract shall be referred to the above-named person, or to the representative's designee.

B. Consultant's representative for this Contract is _____ telephone number _____, fax number _____, e-mail address _____. All of City's questions pertaining to this Contract shall be referred to the above-named person.

C. The representatives set forth herein shall have authority to give all notices required herein. City's City Manager is authorized to execute any amendment to this Contract, which does not increase the amount of compensation allowable to Consultant.

SECTION 12. NOTICES

A. All notices, requests, demands, and other communications hereunder shall be deemed given only if in writing signed by an authorized representative of the sender (may be other than the representatives referred to in Section 11) and delivered by facsimile, with a hard copy mailed first class, postage prepaid; or when sent by a courier or an express service guaranteeing overnight delivery to the receiving party, addressed to the respective parties as follows:

To City: City of Merced Attn: Scott McBride 678 West 18th Street Merced, CA 95340 City Clerk City of Merced 678 West 18th Street Merced, CA 95340	**To Consultant:** CSG Consultants, Inc. 550 Pilgrim Drive Foster City, CA 94404

B. Either party may change its address for the purposes of this Section by giving written notice of such change to the other party in the manner provided in this Section.

C. Notice shall be deemed effective upon: 1) personal service; 2) two days after mailing or transmission by facsimile, whichever is earlier.

SECTION 13. AUTHORITY TO CONTRACT

Each of the undersigned signatories hereby represents and warrants that they are authorized to execute this Contract on behalf of the respective parties to this Contract; that they have full right, power, and lawful authority to undertake all obligations as provided in this Contract; and that the execution, performance, and delivery of this Contract by said signatories has been fully authorized by all requisite actions on the part of the respective parties to this Contract.

SECTION 14. CONFORMANCE TO APPLICABLE LAWS

Consultant hereby promises and agrees to comply with all of the provisions of the Federal Immigration and Nationality Act (8 U.S.C.A. 1101 *et seq.*), as amended; and in connection therewith, shall not employ unauthorized aliens as defined therein. Should Consultant so employ such unauthorized aliens for the performance of work and/or services covered by this Contract, and should any agency or instrumentality of the federal or state government, including the courts, impose sanctions against the City for such use of unauthorized aliens, Consultant hereby agrees to, and shall, reimburse City

for the cost of all such sanctions imposed, together with any and all costs, including attorneys' fees, incurred by the City in connection therewith.

SECTION 15. WAIVER

In the event that either City or Consultant shall at any time or times waive any breach of this Contract by the other, such waiver shall not constitute a waiver of any other or succeeding breach of this Contract, whether of the same or any other covenant, condition or obligation. Waiver shall not be deemed effective until and unless signed by the waiving party.

SECTION 16. AMENDMENT

This Contract shall not be amended, modified, or otherwise changed unless in writing and signed by both parties hereto by the authorized representative thereof.

SECTION 17. COUNTERPARTS

This Contract may be executed in one or more counterparts with each counterpart being deemed an original. No counterpart shall be deemed to be an original or presumed delivered unless and until the counterparts executed by the other parties hereto are in the physical possession of the party or parties seeking enforcement thereof.

SECTION 18. DATE OF CONTRACT

The date of this Contract shall be the date it is signed by City.

IN WITNESS WHEREOF, City and Consultant have executed this Contract on the days and year set forth below:

Dated: 12/20/2017

CITY OF MERCED,
A California Charter-law Municipal Corporation

By: City Manager

ATTEST:
STEVE CARRIGAN, CITY CLERK

By: Assistant/Deputy City Clerk

APPROVED AS TO FORM:

12-6-2017
City Attorney Date

300514
FUNDS/ACCOUNTS VERIFIED

FINANCE OFFICE DATE

Funds Available within Current FY Budget Future FY funding

(Signatures continue on next page)

TS Contingent upon City Council Approval of the Budget MLE 12/18/17

017-0805-512.17-00 PL 12/18/17

Dated: December 8, 2017

CONSULTANT
CSG CONSULTANTS, INC.,
A California Corporation

BY: _____
(Signature)

Cyrus Kianpour, PE, ~~PSL~~ PLS
(Typed Name)

Its: President
(Title)

BY: _____
(Signature)

Nourdin Khayata, PE
(Typed Name)

Its: Secretary
(Title)

Taxpayer I.D. No. 91-2053749

ADDRESS: 550 Pilgrim Drive
Foster City, CA 94404

TELEPHONE: (916) 492-2275
FAX: (916) 492-2276
E-MAIL: crickettb@csgengr.com

Attachments:

Exhibit A (Scope of Work)
Exhibit B (Hourly Rate Schedule)

EXHIBIT A

Scope of Services

Services to be provided will be on an as needed basis and will be dependent upon the City of Merced Inspection Services or Planning Department needs. As the demand of construction increases, contract agencies may supplement staffing levels with additional resources, to smooth out the fluctuation of service demands. The result will be an efficient and cost-effective solution that provides the development community with a high level of expertise and customer service.

These services include, but are not limited to, the following:

- Full Building Administration Services (issuance of permits, certificates of occupancy, required City recordkeeping, taking and responding to inspection requests, performing plan reviews and building inspections, enforcing pertinent agency, County, State and Federal regulations falling within the purview of the Building Department.
- Fire plan review and inspection
- Generate plan review and inspection reports
- Enter all agency-required information into agency's permit tracking and reporting system
- Attend Project Review Committee (PRC) meetings or any meetings related to the Building Department as required by the agency
- Prepare and submit a weekly plan review status report and a monthly plan review turnaround report as specified by the agency
- Prepare a monthly inspection activity report
- Scan all documents in accordance with the agency's records management procedures
- Maintain and update, as necessary, public assistance and code related handout materials
- Conduct community workshops to educate contractors, homeowners, architects, engineers, if requested.
- Participate as the extension of agency staff in emergency events
- Review and approval of any commercial testing or special inspection reports required by codes for ongoing construction

These services shall also encompass

- Review for fire resistant building elements
- Architectural, fire and life safety plans examination
- Structural plans examination
- Energy code plans examination
- Disabled access/ Barrier free plans examination requirements
- Mechanical, plumbing and electrical code plans examination
- Review and approval of alternative materials, alternative design and methods of construction
- Fire sprinkler and fire alarm system

EXHIBIT A

Schedule of Hourly Rates

CSG will mail an invoice at the beginning of every month for services rendered during the previous month. The fee schedule for proposed work is as follows:

Description	Hourly Rates
Plan Review Services	
Plan Review by Licensed Structural Engineer	$115
Plan Review by Licensed Engineer	$110
Plan Review by Certified Plan Examiner	$85
Plan Review by Fire Service Specialist	$95
Certified CASP Review	$125
Associate Planner	$120
Inspection Services	
Building Official	$110
Senior Building Inspector	$85
Building Inspector	$75
Fire Inspector	$95
Certified CASP Inspector	$125
Construction Inspector	$110
Clerical Services	
Administrative Assistant/ Clerical Services	$60
Expedited Rates	1.5 x Hourly Rate

CSG proposes a plan review percentage for larger projects at 75% of the plan review fees established by the City.

All hourly rates include overhead costs including, but not limited to, salaries, benefits, Workers Compensation Insurance, office expenses, etc. Should the scope of work change or circumstances develop which necessitate special handling, we will notify the City prior to proceeding. Annual adjustments may be made by mutual agreement based upon current CPI.

Plan Review Timelines and Availability

CSG turnaround times are as follows:

Residential.....10 days
Commercial.....10 days
Residential Fire Plan Review.....10 days
Commercial Fire Plan Review.....10 days
Expedited Plan Review.....5 days
Turnaround times may change depending on magnitude of the project.
All Rechecks.....5 days

1225 Eighth Street | Suite 425 | Sacramento, CA 95814
phone (916) 492-2275 | fax (916) 492-2276 | www.csgengr.com

EXHIBIT B

FIRST AMENDMENT TO CONTRACT
FOR CONSULTING AND PROFESSIONAL SERVICES

THIS FIRST AMENDMENT TO CONTRACT is made and entered into this ___ day of _____, 2019, by and between the City of Merced, a California Charter Municipal Corporation ("Client"), and Bureau Veritas North America, Inc., a Delaware Corporation, ("Consultant").

WHEREAS, Client and Consultant have previously entered into a Contract for Consulting and Professional Services ("Contract") dated December 18, 2017; and,

WHEREAS, Client and Consultant desire to amend said Contract to extend the term of the Contract.

NOW, THEREFORE, the parties hereto, in consideration of the mutual covenants hereinafter recited, agree as follows:

1. Section 19, "EXTENDED TERM," is hereby added to the Contract to read as follows:

> "19. EXTENDED TERM. The Extended Term of the Contract shall be from December 18, 2019 to December 17, 2020.

2. Except as herein amended, the Contract dated December 18, 2017, shall remain in full force and effect.

IN WITNESS WHEREOF, the parties have caused this First Amendment to Contract to be executed on the date first above written.

CITY OF MERCED
A California Charter Municipal Corporation

BY: _____
City Manager

ATTEST:
STEVE CARRIGAN, CITY CLERK

BY: _____
Assistant/Deputy City Clerk

APPROVED AS TO FORM:

BY: _____ 8/28/19
City Attorney Date

ACCOUNT DATA:

BY: _____
Verified by Finance Officer

CONSULTANT
BUREAU VERITAS NORTH AMERICA, INC., A Delaware Corporation

BY: _____
(Signature)

Natalie Shuman
(Typed Name)

Its: CEO & President
(Title)

BY: _____
(Signature)

Heather B Bush
(Typed Name)

Its: VP & Secretary
(Title)

Taxpayer I.D. No. 06-1689244

ADDRESS: 180 Promenade Circle
Suite 150
Sacramento, CA 95834

TELEPHONE: (916) 725-4200
FAX: (916) 725-8242
E-MAIL:

CITY OF MERCED
CONSULTING AND PROFESSIONAL SERVICES CONTRACT

7

THIS CONTRACT is made on DEC. 18, 2018, at Merced, California, by and between the City of Merced ("City"), a California Charter Municipal Corporation, and Bureau Veritas North America, Inc., a Delaware Corporation, whose address of record is, 180 Promenade Circle, Suite 150, Sacramento, California 95834 ("Consultant") for the purpose of providing full service planning, building and permit services for City of Merced.

WHEREAS, City does not have sufficient personnel to perform full service planning, building and permit services and thereby necessitating this Contract for professional services.

NOW, THEREFORE, the Parties covenant and agree, for good and valuable consideration, the receipt and sufficiency of which is hereby acknowledged and agreed, as follows:

SECTION 1. CONSULTANT SERVICES

A. Subject to the terms and conditions set forth in this Contract, Consultant shall provide to City the services described in Exhibit "A," attached and incorporated herein.

SECTION 2. COMPENSATION AND REIMBURSEMENT OF COSTS

A. City shall pay Consultant for services rendered pursuant to this Contract within thirty calendar days after receipt of an invoice from Consultant. City hereby agrees to pay Consultant a sum that is not to exceed the hourly rates and expenses described in Exhibit "B".

SECTION 3. TERM AND TERMINATION

A. The term of this Contract shall be for two years commencing on the date of this Contract. The City shall have the option to extend this Contract for a single one (1) year term. Time is of the essence.

B. If Consultant fails to perform its duties to the satisfaction of City, or if Consultant fails to fulfill in a timely and professional manner its obligations under this Contract, then City shall have the right to

terminate this Contract effective immediately upon City giving written notice thereof to Consultant.

C. Either Party may terminate this Contract without cause on thirty (30) calendar days' written notice.

D. City may terminate this Contract immediately upon written notice to Consultant if funding ceases or is materially decreased during the term of this Contract.

E. In the event that City gives notice of termination, Consultant shall promptly provide to City any and all finished and unfinished reports, data, studies, photographs, charts, or other work product prepared by Consultant pursuant to this Contract. City shall have full ownership, including, but not limited to, intellectual property rights, and control of all such finished and unfinished reports, data, studies, photographs, charts, or other work product.

F. In the event that City terminates the Contract, City shall pay Consultant the reasonable value of services rendered by Consultant pursuant to this Contract; provided, however, that City shall not in any manner be liable for lost profits which might have been made by Consultant had Consultant completed the services required by this Contract. Consultant shall, not later than ten (10) calendar days after termination of this Contract by City, furnish to City such financial information as in the judgment of the City's representative is necessary to determine the reasonable value of the services rendered by Consultant.

G. In no event shall the termination of this Contract be construed as a waiver of any right to seek remedies in law, equity, or otherwise for a Party's failure to perform each obligation required by this Contract.

SECTION 4. MISCELLANEOUS TERMS AND CONDITIONS OF CONTRACT

A. City shall make its facilities accessible to Consultant as required for Consultant's performance of its services under this Contract, and, upon request of Consultant at times convenient to City, provide labor and safety equipment as required by Consultant for such access.

B. Unless otherwise agreed to in the Authorization of Services Agreement, City shall obtain, arrange, and pay for all advertisements for bids, permits, and licenses required by local, state, or federal authorities.

C. Pursuant to the City's business license ordinance, Consultant shall obtain a City business license prior to commencing work.

D. Consultant represents and warrants to City that it has all licenses, permits, qualifications, and approvals of any nature whatsoever that are legally required for Consultant to practice its profession. Consultant represents and warrants to City that Consultant shall, at its sole cost and expense, keep in effect or obtain at all times during the term of this Contract any licenses, permits, and approvals that are legally required for Consultant to practice its profession.

E. Consultant shall, during the entire term of this Contract, be construed to be an independent contractor and nothing in this Contract is intended, nor shall it be construed, to create an employer/employee relationship, association, joint venture relationship, trust, or partnership or to allow City to exercise discretion or control over the professional manner in which Consultant performs under this Contract; provided, however, that the services to be provided by Consultant shall be provided in a manner consistent with the professional standards applicable to such services. The sole interest of City is to insure that services are rendered and performed in a competent, efficient, and satisfactory manner. Consultant shall be fully responsible for payment of all taxes due to state and federal governments, which would be withheld from compensation if Consultant were a City employee. City shall not be liable for deductions for any amount for any purpose relating to Consultant's compensation. Consultant shall not be eligible for coverage under City's workers' compensation insurance plan, benefits under the City's retirement plan, or be eligible for any other City benefit. No party shall be the agent of, or have a right or power to bind, the other Party without its express written consent.

In the event Consultant or any employee, agent, or subcontractor of Consultant providing services under this Contract is determined by a court of competent jurisdiction or the California Public Employees Retirement System (PERS) to be eligible for enrollment in PERS as an employee of the City, Consultant shall indemnify, protect, defend, and

hold harmless the City for the payment of any employee and/or employer contributions for PERS benefits on behalf of Consultant or its employees, agents, or subcontractors, as well as for the payment of any penalties and interest on such contributions, which would otherwise be the responsibility of City.

F. No provision of this Contract is intended to, or shall be for the benefit of, or construed to create rights in, or grant remedies to, any person or entity not a party hereto, including any third-party beneficiary.

G. No portion of the work or services to be performed under this Contract shall be assigned, transferred, conveyed, or subcontracted without the prior written approval of City. Consultant may use the services of independent contractors and subcontractors to perform a portion of its obligations under this Contract with the prior written approval of City. Independent contractors and subcontractors shall be provided with a copy of this Contract and Consultant shall have an affirmative duty to assure that said independent contractors and subcontractors comply with the same and agree to be bound by its terms. Consultant shall be the responsible party with respect to all actions of its independent contractors and subcontractors, and shall obtain such insurance and indemnity provisions from its contractors and subcontractors as City's Risk Manager shall determine to be necessary in his/her sole discretion.

H. Consultant, at such times and in such form as City may require, shall furnish City with such periodic reports as it may request pertaining to the work or services undertaken pursuant to this Contract, the costs or obligations incurred or to be incurred in connection therewith, and any other matters covered by this Contract.

I. Consultant shall maintain accounts and records, including personnel, property, and financial records, adequate to identify and account for all costs pertaining to this Contract and such other records as may be deemed necessary by City to assure proper accounting for all project funds. These records shall be made available for audit purposes to state and federal authorities, or any authorized representative of City. Consultant shall retain such records for three (3) years after the expiration of this Contract, unless prior permission to destroy them is granted by City or unless a longer retention period is required by a funding source for this Contract.

J. Consultant shall perform all services required pursuant to this Contract in the manner and according to the standards observed by a competent practitioner of Consultant's profession. All products of whatsoever nature, which Consultant delivers to City pursuant to this Contract, shall be prepared in a professional manner and conform to the standards of quality normally observed by a person practicing the profession of Consultant and its agents, employees, and subcontractors assigned to perform the services contemplated by this Contract.

K. Unless Consultant is specifically advised in writing by City to verify data, Consultant shall be entitled to rely upon the accuracy and completeness of all data furnished by City to Consultant that is used by Consultant in providing its services under this Contract. Consultant may retain and use all data furnished to it, except such data which may be marked "confidential" and required to be returned, and may use all plans, designs, specifications, and other work product created by Consultant in providing services hereunder. Any use of such work product that includes proprietary information shall not identify City; nor shall the manner of such use have the effect of identifying City. In any reuse by Consultant for any non-City purpose of any data, drawings, plans, etc., prepared for City, Consultant shall fully release, protect, defend, indemnify, and hold harmless City, its officials, officers, employees, and agents from all claims, costs, expenses, damage, or liability arising out of or resulting from the reuse or modification of any reports, data, documents, drawings, specifications, or other work product prepared by Consultant for City for any entity or purpose other than for City's benefit.

L. All completed reports and other data or documents, or computer media including diskettes, and other materials provided or prepared by Consultant in accordance with this Contract are the property of City, and may be used by City. City shall have all intellectual property rights including, but not limited to, copyright and patent rights, in said documents, computer media, and other materials provided by Consultant. City shall release, defend, indemnify, and hold harmless Consultant from all claims, costs, expenses, damage, or liability arising out of or resulting from the use or modification of any reports, data, documents, drawings, specifications, or other work product prepared by Consultant, except use by City on those portions of the project for which such items were prepared.

M. Consultant, including its employees, agents, and subconsultants, shall not maintain or acquire any direct or indirect interest that conflicts with the performance of this Contract. Consultant shall comply with all requirements of the Political Reform Act (Government Code § 81000 *et seq.*), Government Code Section 1090 *et seq.*, and other laws relating to conflicts of interest, including the following: 1) Consultant shall not make or participate in a decision made by City if it is reasonably foreseeable that the decision may have a material effect on Consultant's economic interest, and 2) if required by City Clerk, Consultant shall file financial disclosure forms with the City Clerk.

N. Consultant shall assign only competent personnel to perform services pursuant to this Agreement. In the event that City, in its sole discretion, at any time during this Agreement, desires the reassignment of any such persons, Consultant shall, immediately upon receiving notice from City of such desire of City, reassign such person or persons.

SECTION 5. INSURANCE

A. As a separate and independent covenant from any indemnity obligation hereunder, during the term of this Contract, Consultant shall maintain in full force and effect at its own cost and expense, the following insurance coverage:

1. Workers' Compensation Insurance. Full workers' compensation insurance shall be provided with a limit of at least One Hundred Thousand Dollars ($100,000) for any one person and as required by law, including Employer's Liability limits of $1,000,000.00 per accident. The policy shall be endorsed to waive the insurer's subrogation rights against the City.

2. General Liability.

(a) Consultant shall obtain and keep in full force and effect general liability coverage at least as broad as ISO commercial general liability coverage occurrence Form CG 0001.

(b) Consultant shall maintain limits of no less than One Million Dollars ($1,000,000) per occurrence for bodily injury,

personal injury, and property damage.

(c) The City, its officers, employees, and agents are to be named as additional insureds under the policy, as respects liability arising out of work or operations performed by or on behalf of the Consultant.

(d) The policy shall stipulate that this insurance will operate as primary insurance for work performed by Consultant and its sub-contractors, and that any other insurance or self insurance maintained by City or other named insureds shall be excess and non-contributory.

(e) Consultant shall maintain its commercial general liability coverage for three (3) years after completion of the work and shall add an additional insured endorsement form acceptable to the City naming the City of Merced, its officers, employees, and agents for each year thereafter for at least three (3) years after completion of the work. Copies of the annual renewal and additional insured endorsement form shall be sent to the City within thirty (30) days of the annual renewal.

3. Automobile Insurance.

(a) Consultant shall obtain and keep in full force and effect an automobile policy of at least One Million Dollars ($1,000,000) per accident for bodily injury and property damage.

(b) The City, its officers, employees, and agents are to be named as additional insureds under the policy, as respects automobiles owned, leased, hired, or borrowed by the Consultant.

(c) The policy shall stipulate that this insurance will operate as primary insurance for work performed by Consultant and its sub-contractors, and that any other insurance or self insurance maintained by City or other named insureds shall be excess and non-contributory.

4. Professional Liability Insurance. Consultant shall carry professional liability insurance appropriate to Consultant's profession in the minimum amount of One Million Dollars ($1,000,000). Architects and engineers' coverage is to be endorsed to include contractual liability.

B. Qualifications of Insurer. The insurance shall be provided by an acceptable insurance provider, as determined by City, which satisfies all of the following minimum requirements:

1. An insurance carrier admitted to do business in California and maintaining an agent for service of process within this State; and,

2. An insurance carrier with a current A.M. Best Rating of A:VII or better (except for workers' compensation provided through the California State Compensation Fund).

C. Certificate of Insurance. Consultant shall complete and file with the City prior to engaging in any operation or activity set forth in this Contract, certificates of insurance evidencing coverage as set forth above and which shall provide that no cancellation or expiration by the insurance company will be made during the term of this Contract, without thirty (30) days written notice to City prior to the effective date of such cancellation—including cancellation for nonpayment of premium. In addition to any other remedies City may have, City reserves the right to withhold payment if Consultant's insurance policies are not current.

SECTION 6. INDEMNIFICATION AND HOLD HARMLESS

A. As a separate and independent covenant and irrespective of any insurance policy or policies or limitations thereof and to the fullest extent permitted by law (including, without limitation, California Civil Code Sections 2782 and 2782.6), Consultant shall indemnify, protect, defend (with legal counsel selected by the City), save, and hold City, its officers and employees, harmless from any and all claims or causes of action for death or injury to persons, or damage to property, or expense and liability of every kind, nature and description (including, without limitation, incidental and consequential damages, court costs, attorneys' fees, litigation expenses and fees of expert consultants or expert

witnesses incurred in connection therewith and costs of investigation), that arise out of, pertain to, or relate to, the negligence, recklessness, willful misconduct of Consultant or its employees, subcontractors, or agents in the performance of this Contract. It is understood that the duty of Consultant to indemnify and hold harmless includes the duty to defend as set forth in Section 2778 of the California Civil Code. This indemnification and hold harmless clause shall survive the termination of this Contract and shall apply to any damages or claims for damages whether or not such insurance policies shall have been determined to apply. By execution of this Contract, Consultant acknowledges and agrees to the provisions of this Section and that it is a material element of consideration.

SECTION 7. CONTRACT INTERPRETATION, VENUE AND ATTORNEY FEES

A. This Contract shall be deemed to have been entered into in Merced, California. All questions regarding the validity, interpretation, or performance of any of its terms or of any rights or obligations of the parties to this Contract shall be governed by California law, and any action brought by either party to enforce any of the terms of this Contract shall be filed in the Merced County Superior Court. If any claim, at law or otherwise, is made by either party to this Contract, the prevailing party shall be entitled to its costs and reasonable attorneys' fees.

B. This document, including all exhibits, contains the entire agreement between the parties and supersedes whatever oral or written understanding each may have had prior to the execution of this Contract. This Contract shall not be altered, amended, or modified except by a writing signed by City and Consultant. No verbal agreement or conversation with any official, officer, agent, or employee of City, either before, during, or after the execution of this Contract, shall affect or modify any of the terms or conditions contained in this Contract, nor shall any such verbal agreement or conversation entitle Consultant to any additional payment whatsoever under the terms of this Contract.

C. If any portion of this Contract or the application thereof to any person or circumstance shall be invalid or unenforceable to any extent, the

remainder of this Contract shall not be affected thereby and shall be enforced to the greatest extent permitted by law.

D. The headings in this Contract are inserted for convenience only and shall not constitute a part hereof. A waiver of any party of any provision or a breach of this Contract must be provided in writing, and shall not be construed as a waiver of any other provision or any succeeding breach of the same or any other provisions herein.

E. Each Party hereto declares and represents that in entering into this Contract, it has relied and is relying solely upon its own judgment, belief, and knowledge of the nature, extent, effect, and consequence relating thereto. Each Party further declares and represents that this Contract is made without reliance upon any statement or representation not contained herein of any other Party or any representative, agent, or attorney of the other Party. The Parties agree that they are aware that they have the right to be advised by counsel with respect to the negotiations, terms, and conditions of this Contract and that the decision of whether or not to seek the advice of counsel with respect to this Contract is a decision which is the sole responsibility of each of the Parties. Accordingly, no party shall be deemed to have been the drafter hereof, and the principle of law set forth in Civil Code § 1654 that contracts are construed against the drafter shall not apply.

F. In the event of a conflict between the term and conditions of the body of this Contract and those of any exhibit or attachment hereto, the terms and conditions set forth in the body of this Contract proper shall prevail. In the event of a conflict between the terms and conditions of any two or more exhibits or attachments hereto, those prepared by City shall prevail over those prepared by Consultant.

SECTION 8. SURVIVAL

The provisions set forth in Sections 5 and 6 of this Contract shall survive termination of the Contract.

SECTION 9. COMPLIANCE WITH LAWS - NONDISCRIMINATION

A. Consultant shall comply with all applicable laws, ordinances, and codes of federal, state, and local governments.

B. In the performance of this Contract, Consultant shall not discriminate against any employee or applicant for employment because of race, color, ancestry, national origin, religious creed, sex, sexual orientation, disability, age, marital status, political affiliation, or membership or nonmembership in any organization. Consultant shall take affirmative action to ensure applicants are employed and that employees are treated during their employment without regard to their race, color, ancestry, national origin, religious creed, sex, sexual orientation, disability, age, marital status, political affiliation, or membership or nonmembership in any organization. Such actions shall include, but not be limited to, the following: employment, upgrading, demotion, or transfer, recruitment or recruitment advertising, layoff, or termination, rates of pay, or other forms of compensation and selection for training.

SECTION 10. FEDERAL REQUIREMENTS

A. During the performance of this Contract, Consultant, for itself, its assignees, and successors in interest agrees as follows:

1. Compliance with Regulations. Consultant shall comply with the regulations relative to nondiscrimination in Federally-assigned programs of the Department of Transportation (hereinafter called "DOT") Title 49, Code of Federal Regulations, PART 21, as they may be amended from time to time (hereinafter referred to as the "Regulations") which are herein incorporated by reference and made a part of this Contract.

2. Nondiscrimination. Consultant, with regard to the work performed by it in the Contract, shall not discriminate on the grounds of race, color, or national origin in the selection and retention of subcontractors, including procurement of materials and leases of equipment. Consultant shall not participate either directly or indirectly in the discrimination prohibited by Section 21.5 of the Regulations including employment practices when the contract covers a program set forth in Appendix B of the Regulations.

3. Solicitations for Subcontracts, Including Procurement of Materials and Equipment. In all solicitations either by competitive bidding or negotiation made by Consultant for work

to be performed under a subcontract, including procurement of materials or leases of equipment, each potential subcontractor or supplier shall be notified by Consultant of Consultant's obligations under this Contract and the Regulations relative to nondiscrimination on the grounds of race, color, or national origin.

SECTION 11. REPRESENTATIVES

A. City's representative for this Contract is _____, telephone number (209) _____. All of Consultant's questions pertaining to this Contract shall be referred to the above-named person, or to the representative's designee.

B. Consultant's representative for this Contract is _____ telephone number _____, fax number _____, e-mail address _____. All of City's questions pertaining to this Contract shall be referred to the above-named person.

C. The representatives set forth herein shall have authority to give all notices required herein. City's City Manager is authorized to execute any amendment to this Contract, which does not increase the amount of compensation allowable to Consultant.

SECTION 12. NOTICES

A. All notices, requests, demands, and other communications hereunder shall be deemed given only if in writing signed by an authorized representative of the sender (may be other than the representatives referred to in Section 11) and delivered by facsimile, with a hard copy mailed first class, postage prepaid; or when sent by a courier or an express service guaranteeing overnight delivery to the receiving party, addressed to the respective parties as follows:

To City: City of Merced Attn: Scott McBride 678 West 18th Street Merced, CA 95340 City Clerk City of Merced 678 West 18th Street Merced, CA 95340	**To Consultant:** Bureau Veritas North America, Inc. 180 Promenade Circle, Suite 150 Sacramento, CA 95834

B. Either party may change its address for the purposes of this Section by giving written notice of such change to the other party in the manner provided in this Section.

C. Notice shall be deemed effective upon: 1) personal service; 2) two days after mailing or transmission by facsimile, whichever is earlier.

SECTION 13. AUTHORITY TO CONTRACT

Each of the undersigned signatories hereby represents and warrants that they are authorized to execute this Contract on behalf of the respective parties to this Contract; that they have full right, power, and lawful authority to undertake all obligations as provided in this Contract; and that the execution, performance, and delivery of this Contract by said signatories has been fully authorized by all requisite actions on the part of the respective parties to this Contract.

SECTION 14. CONFORMANCE TO APPLICABLE LAWS

Consultant hereby promises and agrees to comply with all of the provisions of the Federal Immigration and Nationality Act (8 U.S.C.A. 1101 *et seq.*), as amended; and in connection therewith, shall not employ unauthorized aliens as defined therein. Should Consultant so employ such unauthorized aliens for the performance of work and/or services covered by this Contract, and should any agency or instrumentality of the federal or state government, including the courts, impose sanctions against the City for such use of unauthorized aliens, Consultant hereby agrees to, and shall, reimburse City

for the cost of all such sanctions imposed, together with any and all costs, including attorneys' fees, incurred by the City in connection therewith.

SECTION 15. WAIVER

In the event that either City or Consultant shall at any time or times waive any breach of this Contract by the other, such waiver shall not constitute a waiver of any other or succeeding breach of this Contract, whether of the same or any other covenant, condition or obligation. Waiver shall not be deemed effective until and unless signed by the waiving party.

SECTION 16. AMENDMENT

This Contract shall not be amended, modified, or otherwise changed unless in writing and signed by both parties hereto by the authorized representative thereof.

SECTION 17. COUNTERPARTS

This Contract may be executed in one or more counterparts with each counterpart being deemed an original. No counterpart shall be deemed to be an original or presumed delivered unless and until the counterparts executed by the other parties hereto are in the physical possession of the party or parties seeking enforcement thereof.

SECTION 18. DATE OF CONTRACT

The date of this Contract shall be the date it is signed by City.

IN WITNESS WHEREOF, City and Consultant have executed this Contract on the days and year set forth below:

Dated: 1/2/2018

CITY OF MERCED,
A California Charter-law Municipal Corporation

By: City Manager

ATTEST:
STEVE CARRIGAN, CITY CLERK

By: Assistant/Deputy City Clerk

APPROVED AS TO FORM:

12-6-2017

City Attorney Date

300528

1/2/18

FINANCE OFFICE DATE

Funds available within the Current FY Budget

(Signatures continue on next page)

Future FY funding contingent upon City Council approval of the Budget 12/28/17 plcp

017-0805-512.17-00 FL 12/28/17

Dated: _____, 2018

CONSULTANT
BUREAU VERITAS NORTH AMERICA, INC.,
A Delaware Corporation

BY: _____
(Signature)

Heather Bush
(Typed Name)

Its: Vice President & Secretary
(Title)

BY: _____
(Signature)

Isam Hasenin, P.E., C.B.O.
(Typed Name)

Its: Vice President & C.O.O.
(Title)

Taxpayer I.D. No. 06-1689244

ADDRESS: 180 Promenade Circle.,
Suite 150
Sacramento, CA 95834

TELEPHONE: (916) 725-4200
FAX: 916-725-6241
E-MAIL: craig.bennett@us.bureauveritas.com

Attachments:

Exhibit A (Scope of Work)
Exhibit B (Hourly Rate Schedule)

EXHIBIT A

Scope of Services

Services to be provided will be on an as needed basis and will be dependent upon the City of Merced Inspection Services or Planning Department needs. As the demand of construction increases, contract agencies may supplement staffing levels with additional resources, to smooth out the fluctuation of service demands. The result will be an efficient and cost-effective solution that provides the development community with a high level of expertise and customer service.

These services include, but are not limited to, the following:

- Full Building Administration Services (issuance of permits, certificates of occupancy, required City recordkeeping, taking and responding to inspection requests, performing plan reviews and building inspections, enforcing pertinent agency, County, State and Federal regulations falling within the purview of the Building Department.
- Fire plan review and inspection
- Generate plan review and inspection reports
- Enter all agency-required information into agency's permit tracking and reporting system
- Attend Project Review Committee (PRC) meetings or any meetings related to the Building Department as required by the agency
- Prepare and submit a weekly plan review status report and a monthly plan review turnaround report as specified by the agency
- Prepare a monthly inspection activity report
- Scan all documents in accordance with the agency's records management procedures
- Maintain and update, as necessary, public assistance and code related handout materials
- Conduct community workshops to educate contractors, homeowners, architects, engineers, if requested.
- Participate as the extension of agency staff in emergency events
- Review and approval of any commercial testing or special inspection reports required by codes for ongoing construction

These services shall also encompass

- Review for fire resistant building elements
- Architectural, fire and life safety plans examination
- Structural plans examination
- Energy code plans examination
- Disabled access/ Barrier free plans examination requirements
- Mechanical, plumbing and electrical code plans examination
- Review and approval of alternative materials, alternative design and methods of construction
- Fire sprinkler and fire alarm system

EXHIBIT A

Hourly rates for project personnel are outlined below:

Building and Safety Staff	Hourly Billing Rate*
Structural Plan Check Engineer	$115
Building Plan Check Engineer	$105
Plans Examiner	$95
Senior Inspector	$85
Building Inspector II	$80
Building Inspector I	$75
Permit Technician	$55

*No reimbursable costs
*Expedite Plan Review will be 125% above the fees shown
*Overtime will be 125% above the fees shown. No overtime will be charged without approval from the City
*Plan check turnaround times for large or complex projects may be negotiated

Building Plan Check Percentage Fee Option

Commercial Plan Review:

Full Plan Review	70% of the City's collected non-residential plan check fee
Discipline Specific Only	40% of the City's collected non-residential plan check fee

Residential Plan Review:

Full Plan Review	70% of the City's collected residential plan check fee
Discipline Specific Only	40% of the City's collected residential plan check fee

Fire Protection Staff	Hourly Billing Rate*
Fire Plans Examiner	$105
Fire Inspector	$105

*No reimbursable costs
*Expedite Plan Review will be 125% above the fees shown
*Overtime will be 125% above the fees shown. No overtime will be charged without approval from the City
*Plan check turnaround times for large or complex projects may be negotiated

Public Works Staff	Hourly Billing Rate*
Resident Engineer	$140
Public Works Plan Check Engineer	$125
Public Works Inspector	$105 (non-prevailing wage)
Engineering Technician	$65

*No reimbursable costs
*Expedite Plan Review will be 125% above the fees shown
*Overtime will be 125% above the fees shown. No overtime will be charged without approval from the City
*Plan check turnaround times for large or complex projects may be negotiated

Plan Review Turnaround Times for Building and Fire

Residential New Construction	7	5	5	3
Residential Additions/Remodels	7	5	5	3
Non-Residential New Construction	10	5	7	3
Non-Residential Additions	7	5	5	3
Non-Residential Tenant Improvements	7	5	5	3

**Expedite turnaround times are to be negotiated on a per project basis*

Plan Review Turnaround Times for Building and Fire

Turnaround times for civil plan review will be determined on a per project basis.

Electronic Plan Reviewing

We have successfully used a digital solution to plan reviewing for over 60 federal, state, and local agencies. Electronic plan reviewing allows for collaborative net meetings, where your staff, developers' engineers, and our plan reviewers can coordinate and discuss review comments in real time, referring to detailed aspects of the project. Built-in software viewers allow the team members to view all of the information without having any additional software on their computers. Digital plan checking is a practical solution to help the City avoid the need for expanding storage space while reducing staff involvement for copying, scanning, shipping, and receiving plans. For one major capital plan check project we completed for the California Energy Commission we estimated shipping and printing cost savings of over $150,000 as well as a reduction of over 750 hours in plan review and permitting processing staff time.

ADMINISTRATIVE REPORT

Agenda Item I.8. Meeting Date: 11/18/2019

Report Prepared by: Deneen Proctor, Director of Human Resources, Department of Support Services

SUBJECT: Adoption of Resolution to Amend the Pay Ranges for the Temporary Classifications of Lifeguard I, Lifeguard II, Pool Manager, Recreation Coordinator, Recreation Leader, and Recreation Specialist, Effective January 1, 2020, to Comply with State of California Minimum Wage Requirements

REPORT IN BRIEF
Considers adopting a Resolution to authorize amendments to the Pay Ranges for the Temporary Classifications of Lifeguard I, Lifeguard II, Pool Manager, Recreation Coordinator, Recreation Leader, and Recreation Specialist effective January 1, 2020, to comply with State of California minimum wage requirements.

RECOMMENDATION
City Council - Adopt a motion adopting **Resolution 2019-71**, a Resolution of the City Council of the City of Merced, California, amending the salary ranges for the temporary classifications of Lifeguard I, Lifeguard II, Pool Manager, Recreation Coordinator, Recreation Leader, and Recreation Specialist; and authorizing the City Manager or the Assistant City Manager to execute the necessary documents.

ALTERNATIVES
1. Approve as recommended,
2. Deny; or
3. Refer to staff for further authority.

AUTHORITY
Senate Bill 3.

CITY COUNCIL PRIORITIES
As provided for in the 2019-2020 Fiscal Year Budget.

DISCUSSION
Currently the minimum wage is $12.00 per hour. On April 4, 2016, Governor Jerry Brown signed legislation incrementally raising the minimum wage in California annually. The legislation increases the 2020 minimum wage to $13.00 per hour effectively January 1, 2020.

The impacted positions are Temporary Recreation Leader, Temporary Recreation Specialist,

Temporary Recreation Coordinator, Temporary Lifeguard I, Temporary Lifeguard II, and Temporary Pool Manager. These positions are assigned to the Recreation Department and are vital to providing services to the community throughout the year by assisting full-time Recreation Staff in providing excellent recreation programming to the citizens.

IMPACT ON CITY RESOURCES

No additional appropriations are necessary.

ATTACHMENTS

1. Resolution 2019-71

RESOLUTION NO. 2019-_____

A RESOLUTION OF THE CITY COUNCIL OF THE CITY OF MERCED, CALIFORNIA, AMENDING THE SALARY RANGE FOR THE TEMPORARY CLASSIFICATIONS OF LIFEGUARD I, LIFEGUARD II, POOL MANAGER, RECREATION COORDINATOR, RECREATION LEADER, AND RECREATION SPECIALIST

THE CITY COUNCIL OF THE CITY OF MERCED DOES HEREBY RESOLVE, DETERMINE, FIND, AND ORDER AS FOLLOWS:

SECTION 1. The Classification Plan of the City of Merced is hereby amended by changing the minimum salary for the temporary classifications of Lifeguard I, Lifeguard II, Pool Manager, Recreation Coordinator, Recreation Leader, and Recreation Specialist as shown in Exhibit "A" attached hereto.

SECTION 2. This Resolution shall be effective as of January 1, 2020.

PASSED AND ADOPTED by the City Council of the City of Merced at a regular meeting held on the ____ day of _____ 2019, by the following vote:

AYES: Council Members:

NOES: Council Members:

ABSENT: Council Members:

ABSTAIN: Council Members:

APPROVED:

_____
Mayor

ATTEST:
STEVE CARRIGAN, CITY CLERK

BY:_____
Assistant/Deputy City Clerk

(SEAL)

APPROVED AS TO FORM:

Theodore A Nolan 10-14-19
City Attorney Date

X:\Resolutions\2019\Support Services\Amending Minimum Wage Salary Range.docx

Calculation to show potential increases to the Grade/Step table for Extra Help Positions which are established based on the minimum wage
Minimum Wage increases to $13.00 January 1, 2020

Class	Grade	Title	Variance	CURRENT HOURLY RATES EFFECTIVE 1/1/2019 Step 1	Step 2	Step 3	Step 4	Step 5	POTENTIAL HOURLY RATES EFFECTIVE 1/1/2020 Step 1	Step 2	Step 3	Step 4	Step 5
9155	2	TEMP RECREATION LEADER		12.0000	12.6000	13.2300	13.8915	14.5861	13.0000	13.6500	14.3325	15.0491	15.8016
9156	4	TEMP RECREATION SPECIALIST	10.2%	13.2240	13.8852	14.5795	15.3084	16.0739	14.3260	15.0423	15.7944	16.5841	17.4133
9151	8	TEMP RECREATION COORDINATOR	24.3%	16.4427	17.2648	18.1281	19.0345	19.9862	17.8129	18.7036	19.6388	20.6207	21.6518
9085	3	TEMP LIFEGUARD I	7.4%	12.8880	13.5324	14.2090	14.9195	15.6654	13.9620	14.6601	15.3931	16.1628	16.9709
9086	5	TEMP LIFEGUARD II	10.2%	14.2025	14.9126	15.6583	16.4412	17.2632	15.3861	16.1554	16.9632	17.8114	18.7019
9140	8	TEMP POOL MANAGER	15.8%	16.4427	17.2648	18.1281	19.0345	19.9862	17.8129	18.7036	19.6388	20.6207	21.6518

EXHIBIT A

ADMINISTRATIVE REPORT

Agenda Item I.9. Meeting Date: 11/18/2019

Report Prepared by: Julie Nelson, Associate Planner, Development Services Department

SUBJECT: Adoption of Resolution Approving the Cypress Terrace 6, Phase B - Final Map 5375 for 18 Single-Family Lots, Generally Located on the West Side of N Street, North of Gerard Avenue, and the Approval of the Subdivision Agreement for Cypress Terrace 6, Phase B

REPORT IN BRIEF

Considers the approval of Final Map #5375 for 18 single-family lots, generally located on the west side of N Street (extended), north of Gerard Avenue (extended), and the Subdivision Agreement for Cypress Terrace 6, Phase B.

RECOMMENDATION

City Council - Adopt a motion:

A. Approving **Resolution 2019-78**, a Resolution of the City Council of the City of Merced, California, approving the Final Subdivision Map for the Cypress Terrace 6, Phase B Subdivision (#5375); and,

B. Approving the Subdivision Agreement for Cypress Terrace 6, Phase B; and,

C. Authorizing the City Manager or the Assistant City Manager to execute the subdivision agreement.

ALTERNATIVES

1. Approve the request as recommended by staff; or,
2. Deny the request; or,
3. Approve, subject to modifications as conditioned by Council; or
4. Refer back to staff for reconsideration of specific items (specific items to be addressed in City Council motion); or,
5. Continue to a future City Council meeting (date and time to be specified in City Council motion).

AUTHORITY

Chapter 24 of Title 18, Subdivisions, of the Merced Municipal Code (MMC) deals with final maps. Section 18.24.120 gives the City Council authority to approve the final map and agreements as long as it is consistent with the Tentative Map.

DISCUSSION

The proposed subdivision (Cypress Terrace 6, Phase B), is generally located on the west side of N Street (extended), between Childs Avenue and Gerard Avenue (extended) (Attachment 1). The

Cypress Terrace 6, Phase B, Final Map #5375 would approve 18 lots on a single cul-de-sac (refer to the Final Map at Attachment 2). The Cypress Terrace 6 subdivision includes a total of 90 lots on 5 cul-de-sacs extending off of N Street (extended). A copy of the approved Vesting Tentative Subdivision Map for Cypress Terrace 6 and 7 is provided at Attachment 3. The lots within Cypress Terrace 6 would range in size from approximately 5,100 square feet to approximately 7,300 square feet.

The owner/developer, Stonefield Home, Inc., has substantially complied with the previously approved tentative map for this site (Tentative Map #1288), and has complied with the Conditions of Approval listed in Planning Commission Resolution #2876 (Attachment 4), adopted by the Planning Commission on April 19, 2006. The owner/developer has submitted an application for a final map approval in compliance with the Subdivision Map Act and City Subdivision Ordinance. It is now appropriate to approve the Final Map (Attachment 2) and Subdivision Agreement (Attachment 6).

The subdivision was annexed into the Community Facilities District (CFD) for Services (CFD No. 2003-2) as part of Annexation No. 2 in 2005.

City Council Action

The proposed Final Subdivision Map substantially complies with the approved Tentative Map for this site (TSM #1288). Therefore, the City Council should adopt the Resolution found at Attachment 5 approving Final Map #5375 for Cypress Terrace 6, Phase B and approve the Subdivision Agreement (Attachment 6) for the subdivision.

ATTACHMENTS

1. Location Map
2. Final Subdivision Map #5375
3. Tentative Subdivision Map #1288
4. Planning Commission Resolution #2876
5. Draft City Council Resolution approving Final Map #5375
6. Subdivision Agreement

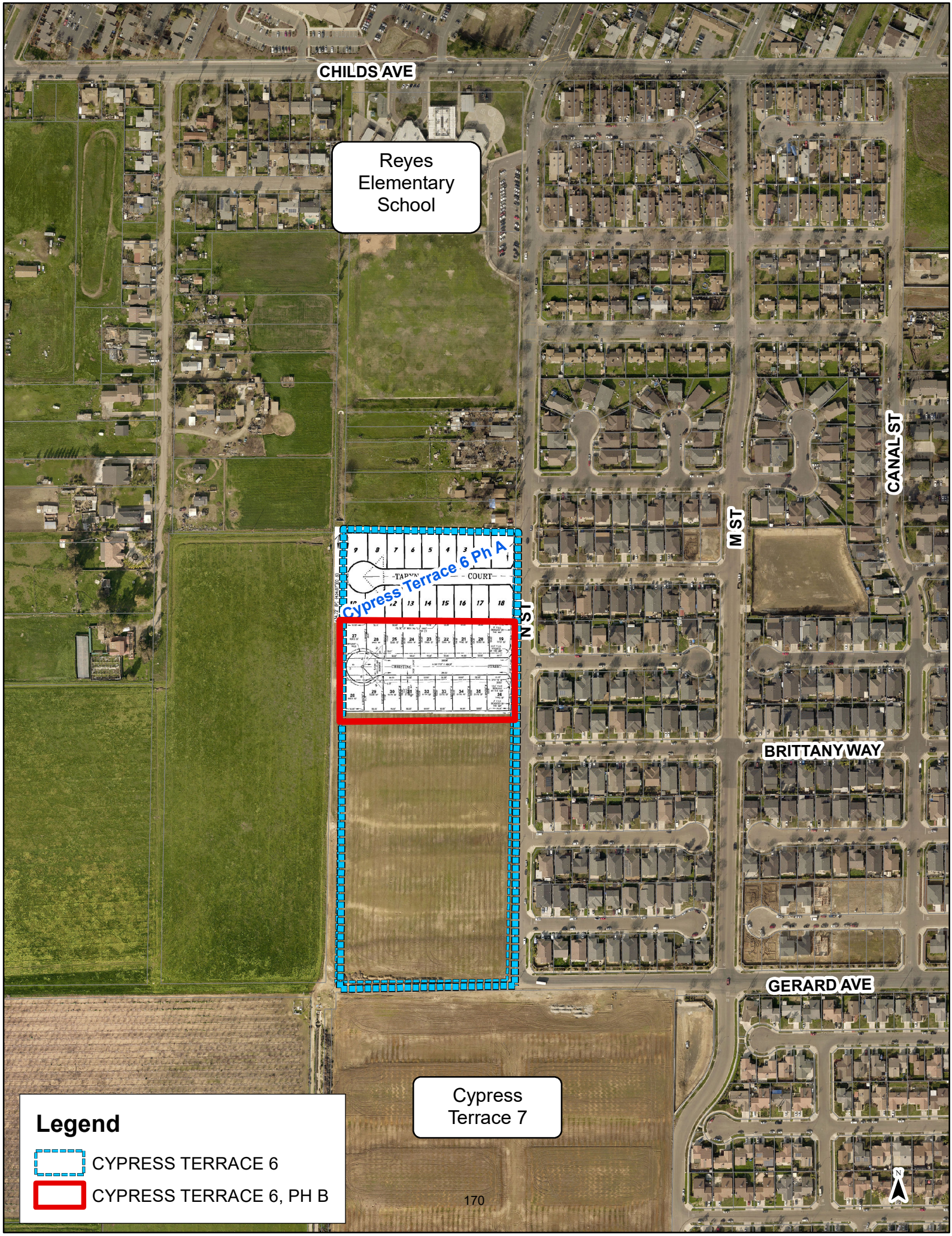
CHILDS AVE
Reyes Elementary School
Cypress Terrace 6 Ph A
N ST
M ST
CANAL ST
BRITTANY WAY
GERARD AVE
Cypress Terrace 7
Legend
CYPRESS TERRACE 6
CYPRESS TERRACE 6, PH B

OWNER'S STATEMENT
The undersigned being all parties having any record title interest in the land within the subdivision as shown on the map hereby consent to the preparation and recordation of this map and hereby irrevocably offer for dedication for public use all Streets, Avenues, and Courts, all easements and dedications indicated on this map and hereby consent to the preparation and recordation of this map.

For: Stonefield Home, Inc., a California Corporation

By: _____
Signature

_____ *Date:* _____
Name & Title

Fidelity National Title Insurance Company, as Trustee under a Deed of Trust.

By: _____ *Date:* _____
Diane H. Robinson, Asst. Vice President

CITY CLERK'S STATEMENT
I, Steven S. Carrigan, City Clerk of the City of Merced, do hereby certify that this map was approved at a Regular meeting of the City Council of the City of Merced, State of California held on the ____ day of _____, 2019, and that the Council did accept on behalf of the Public, all Streets, Avenues, and Courts, (Subject to Subdivision Improvements being accepted by the City of Merced), all easements and dedications indicated on this map and accept all underlying water rights.

IN WITNESS WHEREOF, I hereto set my hand this _____ day of _____, 2019.

Signature: _____
Steven S. Carrigan, City Clerk

GOLDEN VALLEY
ENGINEERING & SURVEYING
405 W. 19th Street • P.O. Box 349 • Merced, CA 95340
Phone (209) 722-3200 • Fax (209) 722-3254

Job No. 18120 F.B. 128 Pg. 1-9

TITLE REPORT

PRELIMINARY TITLE REPORT
Prepared by: *Fidelity National Title Company*
Document: *FFOM-30119012297-DN*
Date: *August 1, 2019*
Affect: *Used in preparation of this plat and considered a part hereto by reference*

OMITTED SIGNATURES

PURSUANT TO SECTION 66436(a)(3)(A)(i) OF THE SUBDIVISION MAP ACT, THE SIGNATURES OF THE FOLLOWING PARTIES HAVE BEEN OMITTED

1) NONE OF RECORD

SOILS REPORT
A soils report covering the land within the boundaries of the subdivision was made by Technicon Engineering Services Inc., 4539 N. Brawley #108, Fresno, CA 93722, bearing the date of June 27, 2018, a copy of which is on file with the City of Merced.

Project No. 1800436.001

RECORDER'S STATEMENT *No.* _____
Filed this ____ day of _____, 2019, at _____.M. in Volume _____ of Official Plats at Page(s)_____ at the request of Golden Valley Engineering & Surveying, Inc.
Fee: _____

Barbara J. Levey,
County Recorder

By: _____, *Deputy*

SUBDIVISION AGREEMENT
Subdivision Agreement between the City of Merced and STONEFIELD HOME, INC., for CYPRESS TERRACE #6 PHASE B, recorded as Document Number _____. *M.C.R.*

SURVEYOR'S STATEMENT
This map was prepared by me or under my direction and is based upon a field survey in conformance with the requirements of the Subdivision Map Act and local ordinance at the request of Greg Hostetler on December 13, 2018. I hereby state that this Final Map substantially conforms to the approved or conditionally approved tentative map, if any, and that all monuments shown hereon are of the character and occupy the positions indicated or that they will be set in those positions before December 27, 2019 are or will be sufficient to enable the survey to be retraced.

_____
Duane J. Andrews, L.S. 4052

Dated: _____

CITY ENGINEER'S STATEMENT
I hereby state that I have examined this final map and that the subdivision shown hereon is substantially the same as it appeared on the tentative map and any approved alterations thereof; that all the provisions of the California Subdivision Map Act and local ordinance applicable at the time of approval of the tentative map have been complied with.

Signature: _____
Michael R. Beltran II, R.C.E.63916
City Engineer

Date: _____

CITY SURVEYOR'S STATEMENT
I hereby state that I have examined this Final Map and it complies with all provisions of Chapter 2 of the Subdivision Map Act and that I am satisfied that this Final Map is technically correct.

Signature: _____
Joe M. Cardoso, P.L.S. 8851

Date: _____

SUBDIVISION MAP No. 5375
CYPRESS TERRACE #6 PHASE B
BEING A SUBDIVISION OF A ADJUSTED PARCEL 2 AS DESCRIBED IN CERTIFICATE OF COMPLIANCE No. 2019-02 RECORDED AS DOCUMENT No. 2019-020029, MERCED COUNTY RECORDS. SECTION 36, TOWNSHIP 7 SOUTH, RANGE 13 EAST, MOUNT DIABLO BASE & MERIDIAN IN THE CITY OF MERCED, COUNTY OF MERCED, STATE OF CALIFORNIA.

SHEET 1 OF 4 AUGUST 2019

VOLUME _____ PAGE _____

W:\land projects\18120 Cypress Terrace 6 & 7\Map\Cypress 6\Phase B\18120-FM Cypress Terrace 6 Phase B.dwg, 10/1/2019 10:05:11 AM

ACKNOWLEDGEMENT

A notary public or other officer completing this certificate verifies only the identity of the individual who signed the document to which this Certificate is attached, and not the truthfulness, accuracy, or validity of that document.

State of California
County of _____

On _____, *2019, before me,* _____,
a Notary Public personally appeared _____

_____

_____,

who proved to me on the basis of satisfactory evidence to be the person(s) whose name(s) are subscribed to the within instrument and acknowledged to me that he/she/they executed the same in his/her/their authorized capacity(ies), and that by his/her/their signature(s) on the instrument the person(s), or the entity upon behalf of which the person(s) acted, executed the instrument.

I certify under PENALTY OF PERJURY under the laws of the State of California that the foregoing paragraph is true and correct

Signature _____

Commission No. _____

Commission Expires _____

(DO NOT STAMP)

ACKNOWLEDGEMENT

A notary public or other officer completing this certificate verifies only the identity of the individual who signed the document to which this Certificate is attached, and not the truthfulness, accuracy, or validity of that document.

State of California
County of _____

On _____, *2019, before me,* _____,
a Notary Public personally appeared _____

_____

_____,

who proved to me on the basis of satisfactory evidence to be the person(s) whose name(s) are subscribed to the within instrument and acknowledged to me that he/she/they executed the same in his/her/their authorized capacity(ies), and that by his/her/their signature(s) on the instrument the person(s), or the entity upon behalf of which the person(s) acted, executed the instrument.

I certify under PENALTY OF PERJURY under the laws of the State of California that the foregoing paragraph is true and correct

Signature _____

Commission No. _____

Commission Expires _____

(DO NOT STAMP)

CURVE TABLE			
CURVE #	DELTA	RADIUS	LENGTH
C1	41°54'39"	39.50'	28.89'
C2	263°49'18"	46.50'	214.11'
C3	26°45'43"	46.50'	21.72'
C4	105°08'55"	46.50'	85.34'
C5	95°59'11"	46.50'	77.90'
C6	35°55'28"	46.50'	29.16'
C7	41°54'39"	39.50'	28.89'

RADIAL LINE TABLE	
RADIAL #	DIRECTION
R1	OMITTED
R2	N41°11'39"E
R3	N41°11'39"E
R4	S14°25'55"W
R5	OMITTED
R6	N06°42'11"W
R7	N42°37'39"W
R8	N42°37'39"W
R9	OMITTED

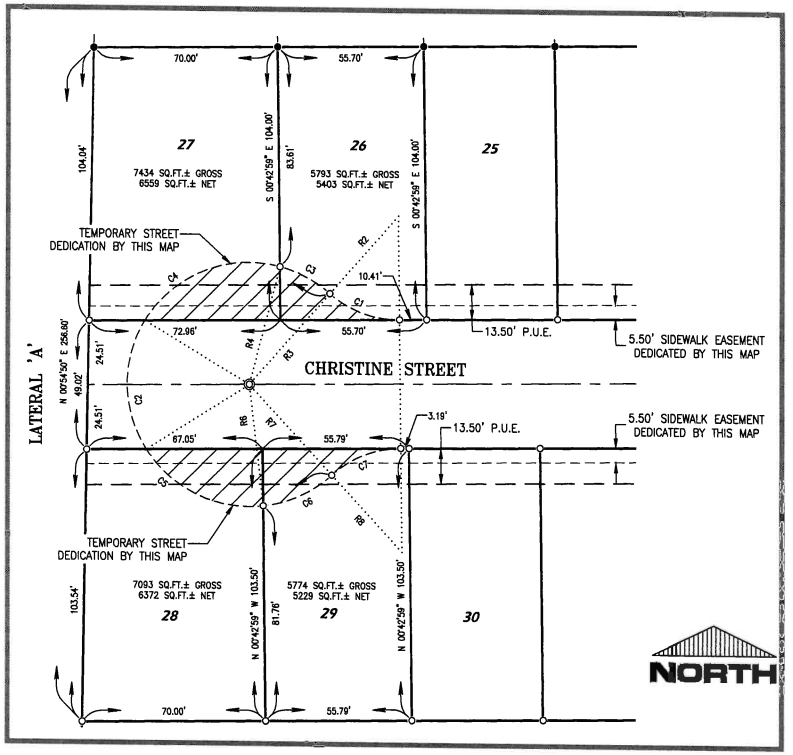

DETAIL 'A'
NOT TO SCALE

SUBDIVISION MAP No. 5375

CYPRESS TERRACE #6 PHASE B

BEING A SUBDIVISION OF A ADJUSTED PARCEL 2 AS DESCRIBED IN CERTIFICATE OF COMPLIANCE No. 2019-02 RECORDED AS DOCUMENT No. 2019-020029, MERCED COUNTY RECORDS. SECTION 36, TOWNSHIP 7 SOUTH, RANGE 13 EAST, MOUNT DIABLO BASE & MERIDIAN IN THE CITY OF MERCED, COUNTY OF MERCED, STATE OF CALIFORNIA.

SHEET 2 OF 4 AUGUST 2019

VOLUME _____ PAGE _____

GOLDEN VALLEY
ENGINEERING & SURVEYING
405 W. 19th Street • P.O. Box 349 • Merced, CA 95340
Phone (209) 722-3200 • Fax (209) 722-3254

Job No. 18120 F.B. 128 Pg. 1-9

W:\and projects\18120 Cypress Terrace 6 & 7\Map\Cypress 6\Phase 6B\18120-FM-CypressTerrace6-Phase8.dwg, 10/31/2019 10:05:12 AM

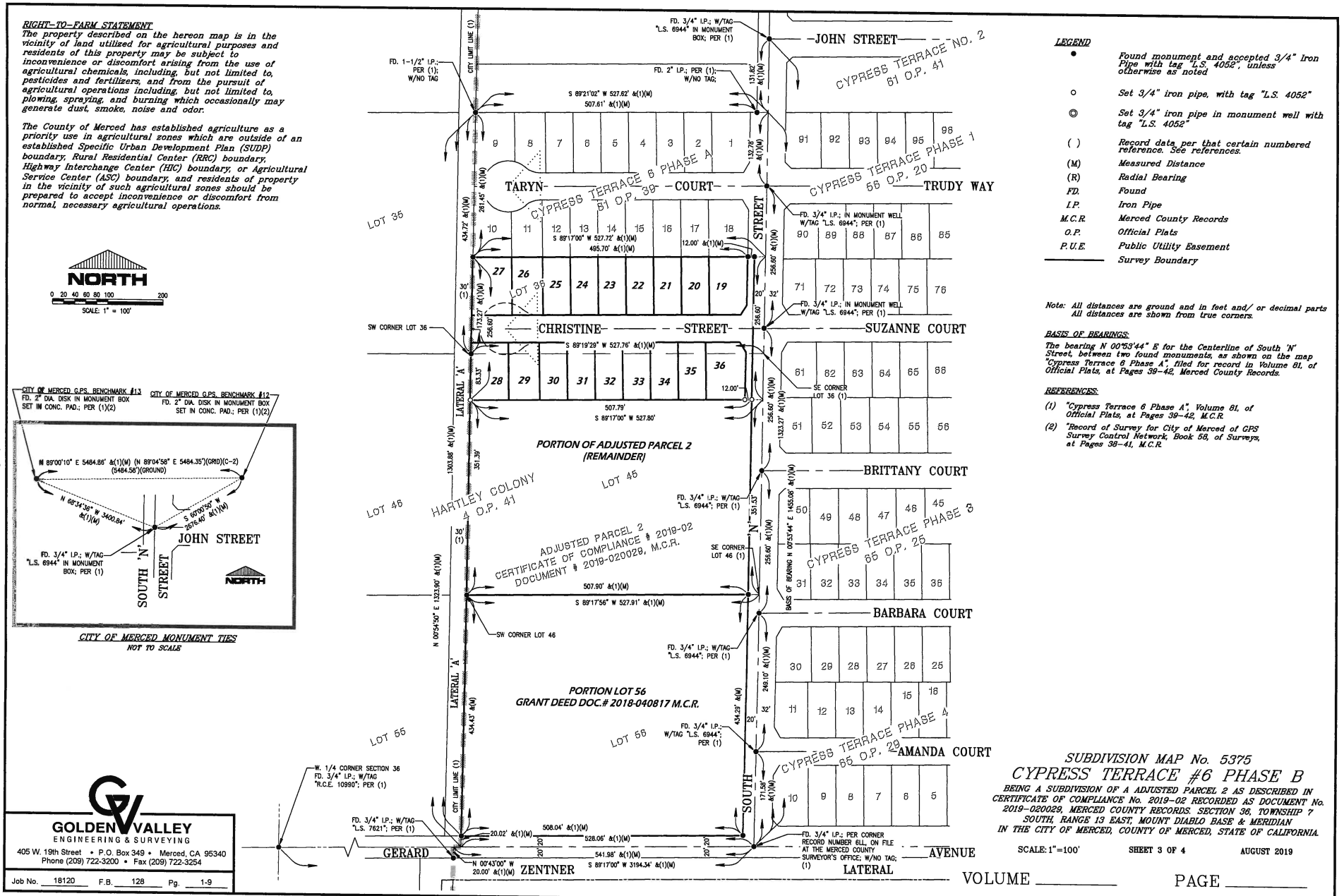

W:\land projects\18120 Cypress Terrace 6 & 7\Map\Cypress 6\Phase B\18120-FM-CypressTerrace6-PhaseB.dwg, 10/31/2019 10:05:20 AM

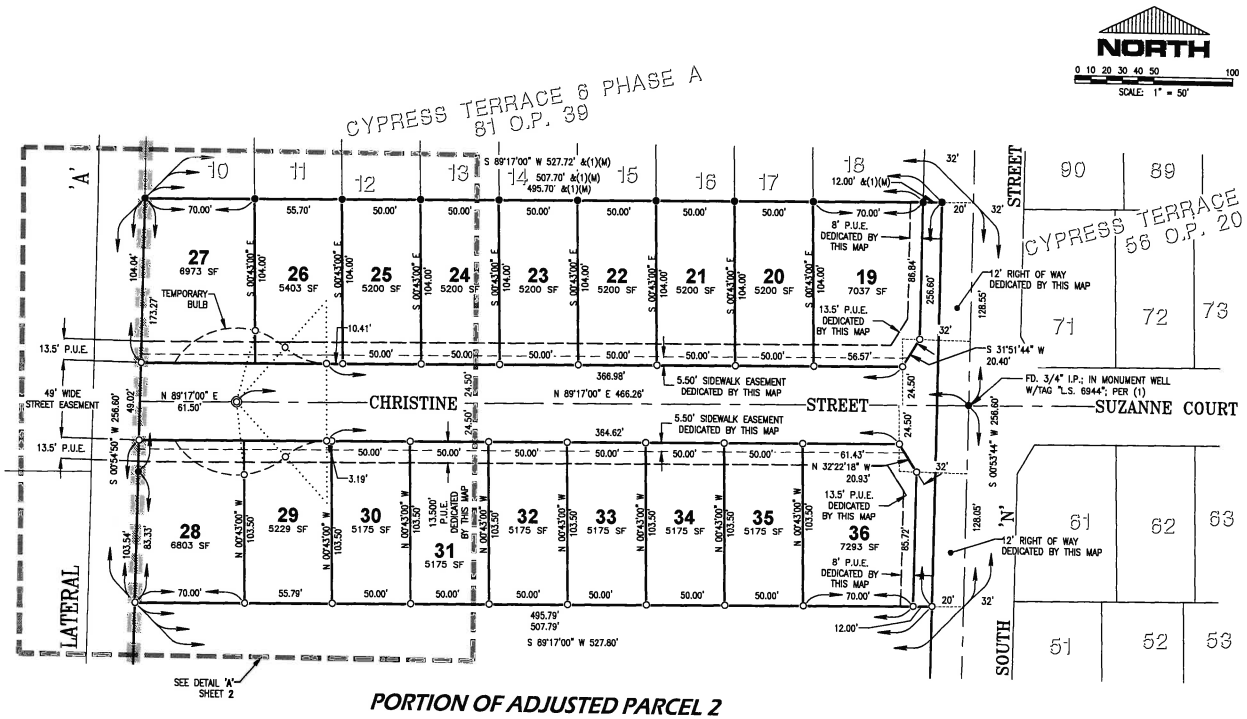

PORTION OF ADJUSTED PARCEL 2 (REMAINDER)

SEE SHEET 3

LEGEND

●	Found monument and accepted 3/4" Iron Pipe with tag "L.S. 4052", unless otherwise as noted
○	Set 3/4" iron pipe, with tag "L.S. 4052"
◎	Set 3/4" iron pipe in monument well with tag "L.S. 4052"
( )	Record data per that certain numbered reference. See references.
(M)	Measured Distance
(R)	Radial Bearing
FD.	Found
I.P.	Iron Pipe
M.C.R.	Merced County Records
O.P.	Official Plats
P.U.E.	Public Utility Easement
———	Survey Boundary

Note: All distances are ground and in feet and/ or decimal parts
All distances are shown from true corners.

BASIS OF BEARINGS:

The bearing N 00°53'44" E for the Centerline of South 'N' Street, between two found monuments, as shown on the map "Cypress Terrace 6 Phase A", filed for record in Volume 81, of Official Plats, at Pages 39-42, Merced County Records.

REFERENCES:

(1) "Cypress Terrace 6 Phase A", Volume 81, of Official Plats, at Pages 39-42, M.C.R.

(2) "Record of Survey for City of Merced of GPS Survey Control Network, Book 58, of Surveys, at Pages 38-41, M.C.R.

SUBDIVISION MAP No. 5375

CYPRESS TERRACE #6 PHASE B

BEING A SUBDIVISION OF A ADJUSTED PARCEL 2 AS DESCRIBED IN CERTIFICATE OF COMPLIANCE No. 2019-02 RECORDED AS DOCUMENT No. 2019-020029, MERCED COUNTY RECORDS. SECTION 36, TOWNSHIP 7 SOUTH, RANGE 13 EAST, MOUNT DIABLO BASE & MERIDIAN IN THE CITY OF MERCED, COUNTY OF MERCED, STATE OF CALIFORNIA.

SCALE: 1"=50' SHEET 4 OF 4 AUGUST 2019

VOLUME _____ PAGE _____

GOLDEN VALLEY
ENGINEERING & SURVEYING
405 W. 19th Street • P.O. Box 349 • Merced, CA 95340
Phone (209) 722-3200 • Fax (209) 722-3254

Job No. 18120 F.B. 128 Pg. 1-9



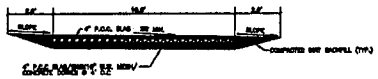



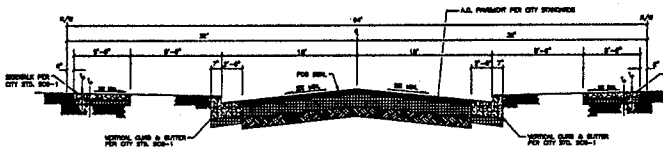



NOTE:
TYPICAL CORNER LOT DIMENSIONS ARE 60' X 100'
TYPICAL INTERIOR LOT DIMENSIONS ARE 53' X 100'
MINIMUM LOT SIZE 50' X 100'

LOCATION AND DEPTH OF EXISTING SUB-SURFACE STRUCTURES ARE NOT GUARANTIED. OTHER SUB-SURFACE STRUCTURES MAY OR MAY NOT EXIST.

811 WITH CAUTION

TENTATIVE MAP NOTES:

INFORMATION REQUIRED PER MERCED MUNICIPA
CODE SECTION 18.16.060

1.) LOCATION MAP AS SHOWN HEREON.

2.) TRACT NAME, DATE, NORTH ARROW, SCALE AND LEGAL DESCRIPTION AS SHOWN HEREON.

3.) OWNER: HOSTETLER INVESTMENTS, LLC.
823 PACHECO BLVD., SUITE C
LOS BANOS, CA 93635
209-826-6200

4.) SUBDIVIDER: SAME AS ABOVE

5.) MAP PREPARED BY: GOLDEN VALLEY ENGINEERING & SURVEYING, Inc.
405 W. 19th STREET
MERCED, CA 95340
(209) 722-3200

6.) ACREAGE APPROXIMATELY 46.3 ACRES (GROSS) 44.6 ACRES (NET)

7.) NO CONTOURS SHOWN, GROUND RELATIVELY FLAT

8.) LOCATIONS, WIDTHS, WIDTHS, RADII OF CURVES AND GRADES OF ALL EXISTING AN PROPOSED ROADS, STREETS IN AND ADJACENT TO THE PROPOSED SUBDIVISION SHOWN.

9.) NO PROTECTIVE COVENANTS PROPOSED AT THIS TIME. PROTECTIVE COVENANTS TO BE RECORDED WITH FINAL MAP, IF ANY.

10.) LOCATION AND DESC... PUBLIC FACILITY DIS...

11.) LOCATION AND SIZE... HEREON.

12.) SEWAGE DISPOSAL W... EXISTING SYSTEM TO...

13.) PUBLIC OPEN SPACE... DIVISION.

14.) LOT LAYOUT, APPROX... LOT NUMBERS AS SH...

15.) CITY LIMIT LINES AS ...

16.) INTENDED LAND USE: DOES?: LOW DENSITY...

17.) APPROXIMATE BEARING SHOWN HEREON.

18.) PROPOSED PUBLIC IM...

19.) DEVELOPMENT PHASE: IN ACCORDANCE WITH ...

20.) EXISTING USE AND CH... SHOWN HEREON.

21.) PRELIMINARY TITLE REP...

22.) EXISTING BUILDINGS WI...

23.) NO EXISTING TREES.

24.) AREA SUBJECT TO FEM... BEST OF OUR KNOWLE... WATER COURSES AS SH... 1 FOOT PER F.I.R.M. M... 1995 PREPARED BY F.E...

175

LEGEND:

- PROPOSED STREET
- PROPOSED SEWER
- PROPOSED WATER SLIDE OFF
- PROPOSED FIRE HYDRANT
- PROPOSED SEWER SERVICE
- PROPOSED WATER SERVICE
- DRAINAGE FLOW DIRECTION
- +126.8 EXISTING GROUND ELEVATION
- CR EXISTING CROWN OF ROAD
- PROPOSED WATER MAIN
- PROPOSED SANITARY SEWER MAIN
- PROPOSED STORM DRAIN MAIN
- PROPOSED STORM DRAIN MANHOLE
- PROPOSED SANITARY SEWER MANHOLE
- PROPOSED WATER VALVE
- PROPOSED CATCH BASIN
- PROPOSED WHEEL CHAIR RAMP
- P.F.F. PUBLIC FACILITIES ENCHMT
- C.T. CURB TRANSITION
- EXISTING WATER MAIN
- EXISTING SANITARY SEWER MAIN
- EXISTING STORM DRAIN MAIN

VICINITY MAP:

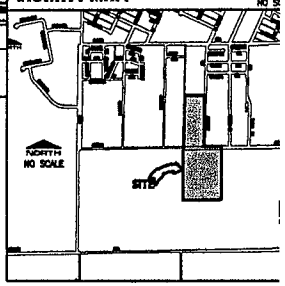

DESCRIPTION:

BEING A SUBDIVISION OF
LOTS 38,45,56,64,73, THE WEST HALF OF LOT 83 AND LOT 74
AS SHOWN ON THE "MAP OF HARTLEY COLONY"
FILED FOR RECORD IN
VOLUME 4 OF OFFICIAL PLATS, AT PAGE 41
MERCED COUNTY RECORDS
SECTION 36, T.7S.,R.13E., M.D.B.& M.

These drawings are instruments of service and are the property of Golden Valley Engineering & Surveying, Inc. All designs and other information on these drawings are for use on the specified project and shall not be used otherwise without the express written permission of Golden Valley Engineering & Surveying, Inc.
Copyright © 2006 Golden Valley Engineering & Surveying, Inc.

REVISIONS:

GOLDEN VALLEY
ENGINEERING & SURVEYING
405 W. 19th Street • P.O. Box 349 • Merced, CA 95340
Phone (209) 722-3200 • Fax (209) 722-3254

SHEET CONTENTS:
VESTING TENTATIVE MAP

PREPARED FOR:
RANCHWOOD HOMES CORP.
1944 M STREET
MERCED, CA 95340
209-726-7800

VESTING TENTATIVE SUBDIVISION MAP FOR

CYPRESS TERRACE PHASE 6 & 7

SECTION 36, T. 7 S., R. 13 E., M.D.B.M.

CITY OF MERCED CALIFORNIA

DESIGNED: GOLDEN VALLEY ENGINEERING
DRAWN BY: JLC
CHECKED: JVU
DATE: JANUARY 2006
JOB NO.: 04071

SHEET
VTSM

CITY OF MERCED
Planning Commission

Resolution #2876

WHEREAS, the Merced City Planning Commission at its regular meeting of April 19, 2006, held a public hearing and considered **Vesting Tentative Subdivision Map #1288** ("Cypress Terrace 6, 7a, & 7b"), initiated by Golden Valley Engineering, applicants for Ranchwood Homes, property owner, to allow the subdivision of 46.2 acres located on both sides of Gerard Avenue, west of 'M' Street (currently being annexed into the City) into approximately 260 single family residential lots within an R-1-5 (Low-Density Residential 5,000 square-foot lot minimum) pre-zone; also known as Assessor's Parcel Numbers 059-290-014 and -038 ; and,

WHEREAS, the Merced City Planning Commission concurs with Findings A through N of Staff Report #06-29; and,

WHEREAS, the Merced City Planning Commission does resolve to hereby find that the previous environmental review [Expanded Initial Study #04-14 (Mitigated Negative Declaration) for the Ranchwood Annexation] remains sufficient (Section 15162 Findings), and approve Vesting Tentative Subdivision Map #1288, subject to the following conditions:

1. The proposed project shall be constructed/designed as shown on Exhibit 1 (Proposed Vesting Tentative Map) - Attachment B of Staff Report #06-29, except as changed by other conditions.

2. All conditions contained in *Resolution #1175-Amended ("Standard Tentative Subdivision Map Conditions")* shall apply.

3. The proposed project shall comply with all standard Municipal Code (including R-1-5 design standards) and Subdivision Map Act requirements as applied by the City Engineering Department.

4. All other applicable codes, ordinances, policies, etc., adopted by the City of Merced shall apply.

5. Community Facilities District (CFD) formation is required for annual operating costs for police and fire services as well as storm drainage, public landscaping, street trees, street lights, parks and open space.

CFD procedures shall be initiated before final map approval. Developer/Owner shall submit a request agreeing to such a procedure, waiving right to protest and post deposit as determined by the City Engineer to be sufficient to cover procedure costs and maintenance costs expected prior to first assessments being received.

6. The developer/applicant shall indemnify, protect, defend, and hold harmless the City, and any agency or instrumentality thereof, and any officers, officials, employees, or agents thereof, from any and all claims, actions, or proceedings against the City, or any agency or instrumentality thereof, and any officers, officials, employees, or agents thereof to attack, set aside, void, or annul, an approval of the City, or any agency or instrumentality thereof, advisory agency, appeal board, or legislative body, including actions approved by the voters of the City, concerning the project and the approvals granted herein. City shall promptly notify the developer/applicant of any claim, action, or proceeding. City shall further cooperate fully in the defense of the action. Should the City fail to either promptly notify or cooperate fully, the developer/applicant shall not thereafter be responsible to indemnify, defend, protect, or hold harmless the City, any agency or instrumentality thereof, or any of its officers, officials, employees, or agents.

7. The developer/applicant shall construct and operate the project in strict compliance with the approvals granted herein, City standards, laws, and ordinances, and in compliance with all State and Federal laws, regulations, and standards. In the event of a conflict between City laws and standards and a State or Federal law, regulation, or standard, the stricter or higher standard shall control.

8. Street names to be approved by City Engineer.

9. Dedicate, by Final Map, all interior street rights-of-way and all necessary easements as needed for irrigation, utilities, drainage, landscaping, and open space.

10. The tentative map shows the removal of a City-owned storm water basin at the southwest corner of Gerard Avenue and 'M' Street. This retention basin shall be filled in and deeded over to the applicant.

The developer shall provide additional basin area to accommodate the removal of the current City-owned basin.

11. All cul-de-sac bulbs shall be open-end style, including sidewalk connectors to adjacent streets and walls from back of house to back of house. Any wall openings shall be a minimum of 20 feet with wrought iron gates to allow pedestrian access per City design practices and handicapped –accessibility standards.

12. There shall be no valley gutters installed within this subdivision.

13. Additional right-of-way and easements shall be granted along Gerard Avenue to comply with the *Merced Vision 2015 General Plan* requirements to allow for a 74-foot wide collector and landscape/public facilities easements varying from 10-feet to 12-feet in width in front of a 6-foot-high masonry wall.

14. Provide for City review and approval of landscape/irrigation plans, prepared by a licensed landscape architect, for all areas of landscaping that are to be maintained by the City.

15. Reconstruct and extend Gerard Avenue and 'M' Street pavement to meet City Standards for Collector streets.

16. Compliance with the 40-foot visual corner is required for corner lots (approximately 15 lots), and may result in the applicant constructing smaller homes on these lots or increasing the front yard setbacks. A 4-foot encroachment for the porch area can be allowed within this area. Details to be worked out with staff.

17. At the building permit stage, the site plans for each lot shall include a paved or concrete area designated for refuse containers with paved access to the street. This pad shall be located either in the side yard or back yard and shall be sized to accommodate the storage of 3 refuse cans/containers.

18. The following Courts will need to be designated as local streets: Marcus, Christine, Sherry, & Veronica (49 to 64-foot right-of-way) and cul-de-sac bulbs will need to be labeled as temporary on the Final Map. The streets shall have a temporary turn-around area until such

time as development to the west permits for these streets to be extended.

19. The drainage basin shall be designed in an open manner with no barriers, fences, etc., hindering its use. A recommended slope of 6:1 should be provided to allow for City Public Works staff to operate their equipment and maintain this area in an efficient manner.

20. The pedestrian opening between Gerard Avenue and Brent/Dillon Courts shall be a minimum width of 50-feet with a sidewalk a minimum of 8-feet in width. The entire 50-foot-wide area shall be landscaped and improved per City standards. (Details to be worked out at the Final Map stage.)

21. There shall be a minimum of a 20-foot all weather access easement along the southern portions of Lots B and C. There shall be two emergency access gates installed at the two southern stub streets (M Street and Calle Street) as they intersect with Lots B and C.

Upon motion by Commissioner Ward, seconded by Commissioner Fisher, and carried by the following vote:

AYES: Commissioners Acheson, Amey, Fisher, Ward, Burr, and Chairman Shankland
NOES: None
ABSENT: Commissioner Conte

Adopted this 19th day of April, 2006

Chairman, Planning Commission of the City of Merced, California

ATTEST:

Secretary

n:shared:planning:PC Resolutions:#2876 VTSM #1288 Cypress Terrace

RESOLUTION NO. 2019-____

A RESOLUTION OF THE CITY COUNCIL OF THE CITY OF MERCED, CALIFORNIA, APPROVING THE FINAL SUBDIVISION MAP FOR THE CYPRESS TERRACE 6, PHASE B SUBDIVISION (#5375)

WHEREAS, a Tentative Subdivision Map for the Cypress Terrace 6, Phase B Subdivision was approved on April 19, 2006, by the Planning Commission; and,

WHEREAS, a Final Map conforming to the approved Tentative Map has been filed with the City of Merced; and,

WHEREAS, the City Engineer has reviewed the Final Map and certified that the Final Map substantially conforms to the conditionally approved Vesting Tentative Subdivision Map; and,

WHEREAS, all required certificates on said Final Map have been signed and, where necessary, acknowledged; and,

WHEREAS, the City has determined that the Final Map is statutorily exempt from the California Environmental Quality Act (CEQA) Statutory Exemptions, Title 14 of the California Code of Regulations Section 15268(b)(3) Ministerial Projects, Approval of Final Subdivision Maps and a Notice of Exemption is attached hereto.

NOW, THEREFORE, THE CITY COUNCIL OF THE CITY OF MERCED DOES RESOLVE AS FOLLOWS:

SECTION 1. FINDINGS. The City Council finds and declares that:

1. The Final Map is statutorily exempt from the California Environmental Quality Act (CEQA), Statutory Exemptions, Title 14 of the California Code of Regulations Section 15268(b)(3) Ministerial Projects, Approval of Final Subdivision Maps.

2. The Final Map is in substantial compliance with the Tentative Map.

3. The discharge of waste from the proposed subdivision into the sewer system will not result in violation of existing requirements of the Water Quality Control Board.

4. The Final Map is consistent with applicable general and specific plans.

5. The design or improvement of the proposed subdivision is consistent with applicable general and specific plans.

6. The site is physically suitable for the proposed type of development.

7. The site is physically suitable for the proposed density of development.

8. The design of the subdivision or the proposed improvements are not likely to cause substantial environmental damage or substantially and avoidably injure fish or wildlife of their habitat.

9. The design of the subdivision or the type of improvements are not likely to cause serious public health problems.

10. The design of the subdivision or the type of improvements will not conflict with easements, acquired by the public at large, for access through or use of, property within the proposed subdivision.

11. An agreement has been entered into with the developer satisfactory to guarantee completion of public improvements within the subdivision.

SECTION 2. APPROVAL OF MAP. The City Council hereby approves the Final Map for the Cypress Terrace 6, Phase B Subdivision and hereby accepts on behalf of the public all Streets, Courts, and Avenues (subject to Subdivision

improvements), and all easements and dedications as shown on the map at Exhibit "A" attached hereto and incorporated herein by this reference.

PASSED AND ADOPTED by the City Council of the City of Merced at a regular meeting held on the ____ day of _____ 2019 by the following called vote:

AYES: Council Members:

NOES: Council Members:

ABSTAIN: Council Members:

ABSENT: Council Members:

APPROVED:

_____
Mayor

ATTEST:
STEVE CARRIGAN, CITY CLERK

BY:_____
Deputy City Clerk

(SEAL)

APPROVED AS TO FORM:

BY:_____ 10/18/19
City Attorney Date

OWNER'S STATEMENT

The undersigned being all parties having any record title interest in the land within the subdivision as shown on the map hereby consent to the preparation and recordation of this map and hereby irrevocably offer for dedication for public use all Streets, Avenues, and Courts, all easements and dedications indicated on this map and hereby consent to the preparation and recordation of this map.

For: Stonefield Home, Inc., a California Corporation

By: _____
Signature

_____ Date: _____
Name & Title

Fidelity National Title Insurance Company, as Trustee under a Deed of Trust.

By: _____ Date: _____
Diane H. Robinson, Asst. Vice President

CITY CLERK'S STATEMENT

I, Steven S. Carrigan, City Clerk of the City of Merced, do hereby certify that this map was approved at a Regular meeting of the City Council of the City of Merced, State of California held on the ____ day of _____, 2019, and that the Council did accept on behalf of the Public, all Streets, Avenues, and Courts, (Subject to Subdivision Improvements being accepted by the City of Merced), all easements and dedications indicated on this map and accept all underlying water rights.

IN WITNESS WHEREOF, I hereto set my hand this _____ day of _____, 2019.

Signature: _____
Steven S. Carrigan, City Clerk

GOLDEN VALLEY
ENGINEERING & SURVEYING
405 W. 19th Street • P.O. Box 349 • Merced, CA 95340
Phone (209) 722-3200 • Fax (209) 722-3254

Job No. 18120 F.B. 128 Pg. 1-9

TITLE REPORT

PRELIMINARY TITLE REPORT

Prepared by:	Fidelity National Title Company
Document:	FFOM-30119012297-DN
Date:	August 1, 2019
Affect:	Used in preparation of this plat and considered a part hereto by reference

OMITTED SIGNATURES

PURSUANT TO SECTION 66436(a)(3)(A)(i) OF THE SUBDIVISION MAP ACT, THE SIGNATURES OF THE FOLLOWING PARTIES HAVE BEEN OMITTED

1) NONE OF RECORD

SOILS REPORT

A soils report covering the land within the boundaries of the subdivision was made by Technicon Engineering Services Inc., 4539 N. Brawley #108, Fresno, CA 93722, bearing the date of June 27, 2018, a copy of which is on file with the City of Merced.

Project No. 1800436.001

RECORDER'S STATEMENT No. _____

Filed this ____ day of _____, 2019, at _____.M. in Volume _____ of Official Plats at Page(s) _____ at the request of Golden Valley Engineering & Surveying, Inc.

Fee: _____

Barbara J. Levey,
County Recorder

By: _____, Deputy

SUBDIVISION AGREEMENT

Subdivision Agreement between the City of Merced and STONEFIELD HOME, INC., for CYPRESS TERRACE #6 PHASE B, recorded as Document Number _____, M.C.R.

SURVEYOR'S STATEMENT

This map was prepared by me or under my direction and is based upon a field survey in conformance with the requirements of the Subdivision Map Act and local ordinance at the request of Greg Hostetler on December 13, 2018. I hereby state that this Final Map substantially conforms to the approved or conditionally approved tentative map, if any, and that all monuments shown hereon are of the character and occupy the positions indicated or that they will be set in those positions before December 27, 2019 are or will be sufficient to enable the survey to be retraced.

_____
Duane J. Andrews, L.S. 4052

Dated: _____

CITY ENGINEER'S STATEMENT

I hereby state that I have examined this final map and that the subdivision shown hereon is substantially the same as it appeared on the tentative map and any approved alterations thereof; that all the provisions of the California Subdivision Map Act and local ordinance applicable at the time of approval of the tentative map have been complied with.

Signature: _____
Michael R. Beltran II, R.C.E.63916
City Engineer

Date: _____

CITY SURVEYOR'S STATEMENT

I hereby state that I have examined this Final Map and it complies with all provisions of Chapter 2 of the Subdivision Map Act and that I am satisfied that this Final Map is technically correct.

Signature: _____
Joe M. Cardoso, P.L.S. 8851

Date: _____

SUBDIVISION MAP No. 5375

CYPRESS TERRACE #6 PHASE B

BEING A SUBDIVISION OF A ADJUSTED PARCEL 2 AS DESCRIBED IN CERTIFICATE OF COMPLIANCE No. 2019-02 RECORDED AS DOCUMENT No. 2019-020029, MERCED COUNTY RECORDS. SECTION 36, TOWNSHIP 7 SOUTH, RANGE 13 EAST, MOUNT DIABLO BASE & MERIDIAN IN THE CITY OF MERCED, COUNTY OF MERCED, STATE OF CALIFORNIA.

SHEET 1 OF 4 AUGUST 2019

VOLUME _____ PAGE _____

W:\land projects\18120 Cypress Terrace 6 & 7\Maps\Cypress 6\Phase B\18120-FM Cypress Terrace 6 Phase B.dwg, 10/1/2019 10:05:11 AM

ACKNOWLEDGEMENT

A notary public or other officer completing this certificate verifies only the identity of the individual who signed the document to which this Certificate is attached, and not the truthfulness, accuracy, or validity of that document.

State of California
County of _____

On _____, 2019, before me, _____,
a Notary Public personally appeared _____

_____

_____,

who proved to me on the basis of satisfactory evidence to be the person(s) whose name(s) are subscribed to the within instrument and acknowledged to me that he/she/they executed the same in his/her/their authorized capacity(ies), and that by his/her/their signature(s) on the instrument the person(s), or the entity upon behalf of which the person(s) acted, executed the instrument.

I certify under PENALTY OF PERJURY under the laws of the State of California that the foregoing paragraph is true and correct

Signature _____

Commission No. _____

Commission Expires _____

(DO NOT STAMP)

ACKNOWLEDGEMENT

A notary public or other officer completing this certificate verifies only the identity of the individual who signed the document to which this Certificate is attached, and not the truthfulness, accuracy, or validity of that document.

State of California
County of _____

On _____, 2019, before me, _____,
a Notary Public personally appeared _____

_____

_____,

who proved to me on the basis of satisfactory evidence to be the person(s) whose name(s) are subscribed to the within instrument and acknowledged to me that he/she/they executed the same in his/her/their authorized capacity(ies), and that by his/her/their signature(s) on the instrument the person(s), or the entity upon behalf of which the person(s) acted, executed the instrument.

I certify under PENALTY OF PERJURY under the laws of the State of California that the foregoing paragraph is true and correct

Signature _____

Commission No. _____

Commission Expires _____

(DO NOT STAMP)

CURVE TABLE			
CURVE #	DELTA	RADIUS	LENGTH
C1	41°54'39"	39.50'	28.89'
C2	263°49'18"	46.50'	214.11'
C3	26°45'43"	46.50'	21.72'
C4	105°08'55"	46.50'	85.34'
C5	95°59'11"	46.50'	77.90'
C6	35°55'28"	46.50'	29.16'
C7	41°54'39"	39.50'	28.89'

RADIAL LINE TABLE	
RADIAL #	DIRECTION
R1	OMITTED
R2	N41°11'39"E
R3	N41°11'39"E
R4	S14°25'55"W
R5	OMITTED
R6	N06°42'11"W
R7	N42°37'39"W
R8	N42°37'39"W
R9	OMITTED

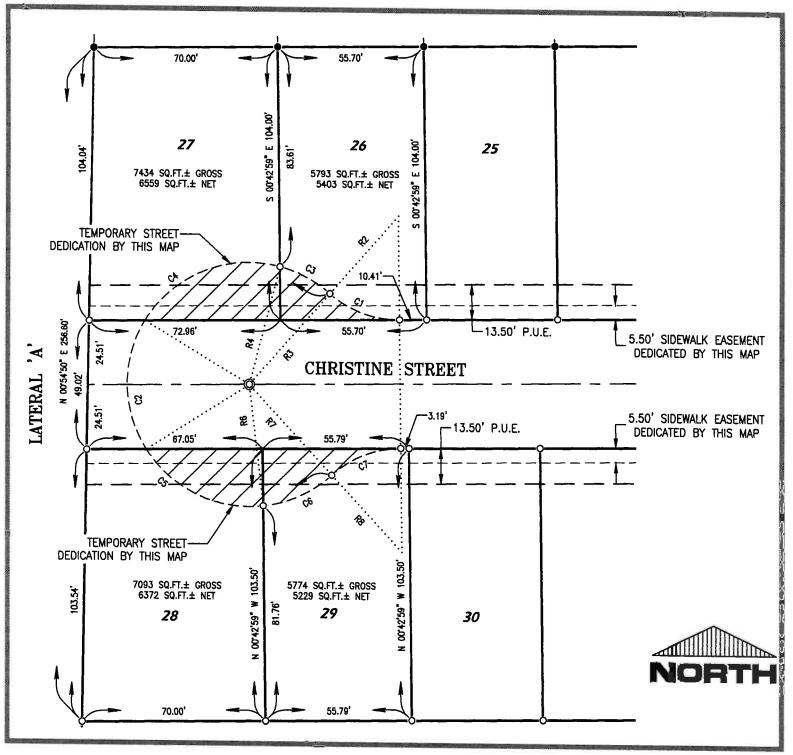

DETAIL 'A'
NOT TO SCALE

SUBDIVISION MAP No. 5375

CYPRESS TERRACE #6 PHASE B

BEING A SUBDIVISION OF A ADJUSTED PARCEL 2 AS DESCRIBED IN CERTIFICATE OF COMPLIANCE No. 2019-02 RECORDED AS DOCUMENT No. 2019-020029, MERCED COUNTY RECORDS. SECTION 36, TOWNSHIP 7 SOUTH, RANGE 13 EAST, MOUNT DIABLO BASE & MERIDIAN IN THE CITY OF MERCED, COUNTY OF MERCED, STATE OF CALIFORNIA.

SHEET 2 OF 4 **AUGUST 2019**

VOLUME _____ PAGE _____

GOLDEN VALLEY
ENGINEERING & SURVEYING
405 W. 19th Street • P.O. Box 349 • Merced, CA 95340
Phone (209) 722-3200 • Fax (209) 722-3254

Job No. 18120 F.B. 128 Pg. 1-9

184

W:\land projects\18120 Cypress Terrace 6 & 7\Map\Cypress B\Phase B\18120-184-CypressTerraceB_Phase B.dwg, 10/31/2003 10:05:12 AM

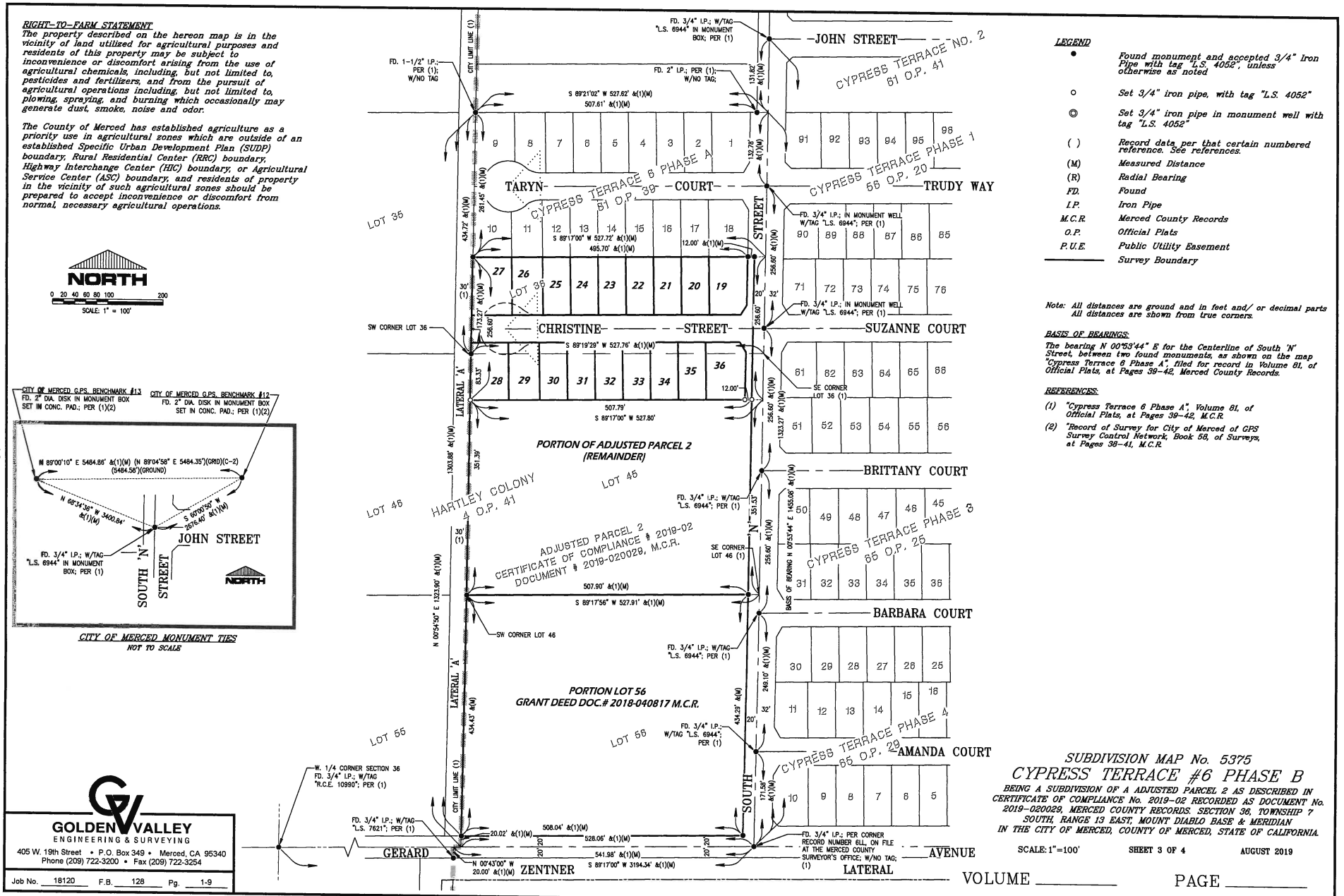

W:\land projects\18120 Cypress Terrace 6 & 7\Map\Cypress 6\Phase B\18120-FM-CypressTerrace6-PhaseB.dwg, 10/31/2019 10:05:20 AM

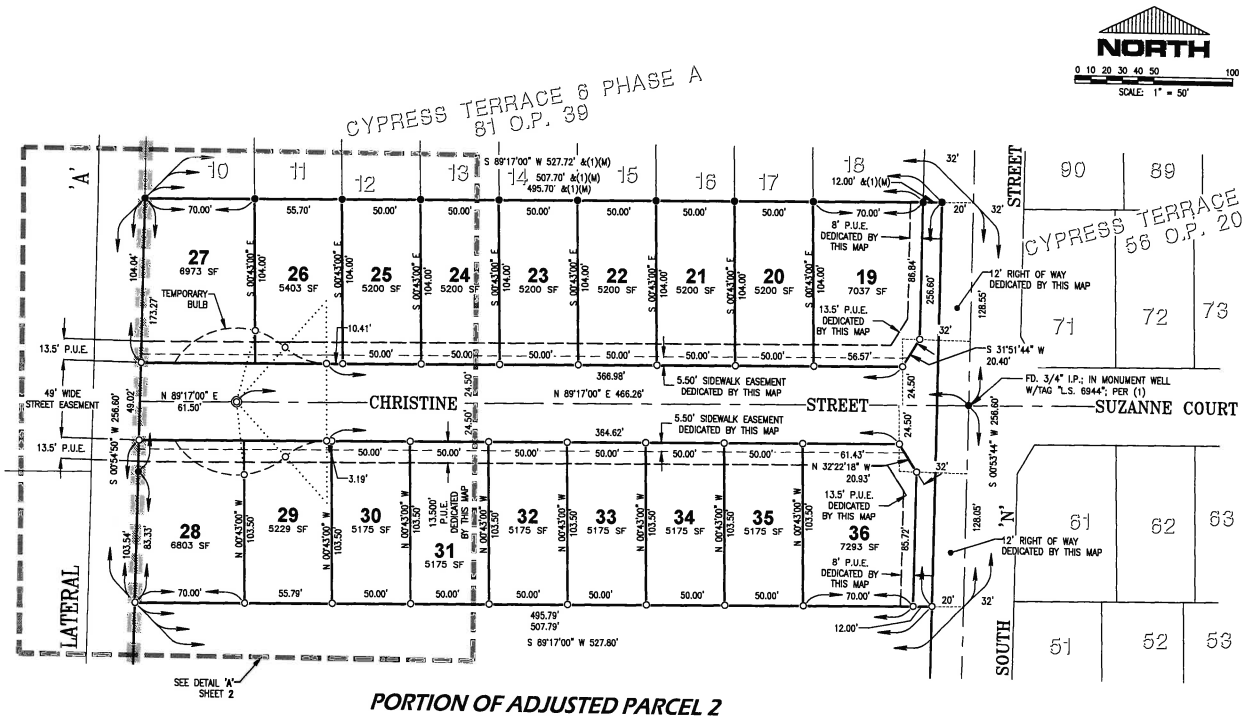

PORTION OF ADJUSTED PARCEL 2 (REMAINDER)

SEE SHEET 3

LEGEND

●	Found monument and accepted 3/4" Iron Pipe with tag "L.S. 4052", unless otherwise as noted
○	Set 3/4" iron pipe, with tag "L.S. 4052"
◎	Set 3/4" iron pipe in monument well with tag "L.S. 4052"
( )	Record data per that certain numbered reference. See references.
(M)	Measured Distance
(R)	Radial Bearing
FD.	Found
I.P.	Iron Pipe
M.C.R.	Merced County Records
O.P.	Official Plats
P.U.E.	Public Utility Easement
———	Survey Boundary

Note: All distances are ground and in feet and/ or decimal parts All distances are shown from true corners.

BASIS OF BEARINGS:

The bearing N 00°53'44" E for the Centerline of South 'N' Street, between two found monuments, as shown on the map "Cypress Terrace 6 Phase A", filed for record in Volume 81, of Official Plats, at Pages 39-42, Merced County Records.

REFERENCES:

(1) "Cypress Terrace 6 Phase A", Volume 81, of Official Plats, at Pages 39-42, M.C.R.

(2) "Record of Survey for City of Merced of GPS Survey Control Network, Book 56, of Surveys, at Pages 36-41, M.C.R.

GOLDEN VALLEY
ENGINEERING & SURVEYING
405 W. 19th Street • P.O. Box 349 • Merced, CA 95340
Phone (209) 722-3200 • Fax (209) 722-3254

Job No. 18120 F.B. 128 Pg. 1-9

SUBDIVISION MAP No. 5375

CYPRESS TERRACE #6 PHASE B

BEING A SUBDIVISION OF A ADJUSTED PARCEL 2 AS DESCRIBED IN CERTIFICATE OF COMPLIANCE No. 2019-02 RECORDED AS DOCUMENT No. 2019-020029, MERCED COUNTY RECORDS. SECTION 36, TOWNSHIP 7 SOUTH, RANGE 13 EAST, MOUNT DIABLO BASE & MERIDIAN IN THE CITY OF MERCED, COUNTY OF MERCED, STATE OF CALIFORNIA.

SCALE: 1"=50' SHEET 4 OF 4 AUGUST 2019

VOLUME _____ PAGE _____

W:\land projects\LM120\Cypress Terrace 6 & 7\Maps\Cypress 6\Phase 6\LM120 PM-Cypress6Phase6-Enlarged.dwg, 10/31/2019 10:05:49 AM

RECORDING REQUESTED BY:

City of Merced, A California
charter municipal corporation

WHEN RECORDED MAIL TO:

City of Merced
City Clerk
678 West 18th Street
Merced, California 95340

Exempt Recording Per Gov't Code Section 6103

(Above for Recorder's Use Only)

DOCUMENT TITLE

SUBDIVISION AGREEMENT WITH CONTINUING COVENANTS (CFD CONDITION)

A SUBDIVISION AGREEMENT BETWEEN THE CITY OF MERCED AND STONEFIELD HOME, INC., A CALIFORNIA CORPORATION, FOR CYPRESS TERRACE 6, PHASE B
TO BE RECORDED CONCURRENTLY WITH THE FINAL MAP
FILED THIS ____ DAY OF _____ 2019, AT _____ _.M.
IN BOOK _____ OF OFFICIAL PLATS, AT PAGES _____,
MERCED COUNTY RECORDS

SUBDIVISION AGREEMENT
(CFD Condition)
(Bonds as Security)

THIS AGREEMENT, made and entered into _____ ___, 2019, between the City of Merced, a California Charter Municipal Corporation, hereinafter called "City," and Stonefield Home, Inc., a California Corporation, hereinafter called "Subdivider," relates to the installation of improvements within Cypress Terrace 6, Phase B, a subdivision of real property within the corporate limits of "City."

RECITALS

A. The Planning Commission of City, on April 19, 2006, adopted Resolution No. 1288 approving the tentative map of the above mentioned subdivision.

B. Subdivider has submitted for approval the final map of said subdivision in full compliance with State Law and City subdivision ordinances. Final Map Application Number 5375 was submitted by the subdivider on July 6, 2018. A complete Final Map Application (including all bonds and insurance) was filed with the City on _____ ___, 201__.

C. Section 18.24.100 of the Merced Municipal Code requires certain improvements within said subdivision.

D. Improvement plans for said subdivision have been approved by the City.

E. The "Subdivision Map Act" and Section 18.24.150 of the Merced Municipal Code require certain security to guarantee the installation of said improvements.

F. Inspection fees required in accordance with Section 18.24.110 of the Merced Municipal Code have been paid.

G. Condition of Approval of the tentative subdivision map No. 5 requires the Subdivider to have established a Community Facilities District

("CFD") for public safety, maintenance, and other services prior to obtaining a Final Map for the property. This property was annexed into the City's CFD 2003-2 for Services on February 20, 2007.

Based upon the foregoing recitals, and in consideration of the mutual covenants, promises, and agreements herein contained, and for other good and valuable consideration the receipt and sufficiency of which is hereby acknowledged and agreed, the parties hereto mutually agree as follows:

AGREEMENT

1. AGREEMENT TO CONDITIONS IMPOSED

Subdivider, for himself and all successors thereto, acknowledges and agrees to all conditions imposed in the Planning Commission Resolution approving the Tentative Map as identified in Recital A above.

2. IMPROVEMENTS

A. Subdivider agrees to cause all improvements to be made and constructed in said subdivision within twelve (12) months of the date of City approval of this Agreement, in full compliance with the requirements of approved Tentative Map, the Conditions of Approval thereto, and the City's "Standard Designs for Common Engineering Structures," and with the improvement plans approved by City and any changes or alterations in such work required by City, and to pay for any materials, provisions, or other supplies used in, upon, for, or about the performance of said work, and for any work or labor done thereon of any kind, and any amounts due under the Unemployment Insurance Act with respect to such work or labor.

B. The Subdivider may request an extension of time to complete the terms hereof. Such request shall be submitted to the City in writing no less than four (4) weeks before the expiration date hereof, and shall contain a statement of circumstances necessitating the extension of time. The City shall have the right to review the provisions of this Agreement, including the construction standards, cost estimate, and improvement security, and to require adjustments therein if any substantial change has occurred during the term hereof.

C. If the Subdivider fails or neglects to comply with the provisions of this Agreement, the City shall have the right at any time to cause said provisions to be met by any lawful means, and thereupon recover from the Subdivider and/or his surety the full cost and expense incurred.

3. SECURITY—FILING OF THE SAME

The Subdivider shall file securities for this Agreement per Sections 66496 and 66499 of the Government Code as follows and as shown on Exhibit "A" attached hereto:

A. To secure faithful performance of this Agreement, security in an amount equal to one hundred (100%) percent of the estimated cost of the work as determined by the City shall be filed with the City prior to the Final Map application being considered complete or action on the same by the City Council.

B. To secure payment to the contractor, his subcontractors, and to persons furnishing labor, materials, or equipment to them, security in an amount equal to fifty (50%) percent of the estimated cost of the work as determined by the City shall be filed with the City prior to the Final Map application being considered complete or action on the same by the City Council.

C. To secure the guarantee and warranty of the work for a period of one (1) year following the completion and acceptance of the work, security in an amount equal to fifteen (15%) percent of the estimated cost of the work as determined by the City shall be filed with the City prior to final acceptance of the work by the City.

D. To secure payment of the cost of setting of monuments, security in an amount equal to one hundred (100%) percent of the estimated cost of setting such monuments as determined by the City shall be filed with the City prior to the Final Map application being considered complete or action on the same by the City Council.

If security is furnished in the form of a bond or bonds, such bonds shall be executed by a corporate surety company authorized to transact surety business in the State of California. Liability for security furnished as

described herein shall be limited as set forth in Government Code Sections 66499.9 and 66499.10.

4. SECURITY—RELEASE OF THE SAME

Release of Securities shall be as follows:

A. Security given for faithful performance may be released thirty-five (35) days after recording Notice of Completion of the work provided that evidence of recording of the Notice of Completion has been furnished to the City, the City has finally accepted the work, and provided the security has been furnished to the City to guarantee and warrant the work for one (1) year following the date of such acceptance of the work.

B. Security securing the payment to the contractor, his subcontractors, and to persons furnishing labor, materials, or equipment may be released six (6) months after recording Notice of Completion provided no claims have been filed with the City in accordance with the Subdivision Map Act.

C. The security guaranteeing that the completed work remains satisfactory during the required one-year warranty period may be released upon correction, by Subdivider, of any defects in the work existing at the end of the warranty period.

D. Monument security may be released in accordance with the provisions of Section 66497 of the Government Code.

In the event that improvements do not conform to the plans and specifications or defects are not corrected within the time limits specified by City, the City shall have the authority to order the necessary work done and to recover the cost of such work, as well as any costs of enforcing such obligation, including attorney fees, from the Subdivider and the Subdivider's surety or the financial institution providing the Instrument of Credit.

5. INSPECTION

City shall inspect all improvements made in connection with said subdivision for compliance with City requirements. Subdivider shall give at

least twenty-four (24) hours' notice to City, including at least one full working day prior to any inspection. Improvements installed without inspection by the City shall be subject to rejection. Subdivider shall pay to City an amount equal to three (3) percent of the total estimated cost of the improvements as determined by City to cover the cost of inspection. Inspection by the City shall in no way relieve the Subdivider or its sureties of full responsibility for defective materials or workmanship. Any costs associated with testing of improvements shall be paid by the Subdivider in advance of the testing.

Neither final inspection nor acceptance of any public improvements for said subdivision will be permitted prior to receipt by City of sufficient monies to cover the cost of testing and inspection exceeding the above deposit.

6. FULFILLMENT OF CONDITIONS OF APPROVAL.

Condition of Approval No. 5 of Subdivider's Tentative Map requires Subdivider to have formed a CFD prior to obtaining approval of a Final Map for Subdivider's project. Cypress Terrace 6 was annexed into Community Facilities District (CFD) 2003-2 (Services) as part of Annexation No. 4 approved by the Merced City Council on February 10, 2007. Therefore, this condition has been satisfied.

7. SAFETY

Subdivider shall perform all work in accordance with the applicable sections of Title 8 of the California Code of Regulations (CAL OSHA), and the "WATCH" (Work Area Traffic Control Handbook) published by Building News, Inc., and available at the City Engineer's office. Provisions shall be made by Subdivider for protection of the traveling public on all public roads affected by the improvements.

Barricades and related facilities shall be placed in such number and in such locations as for public safety, and at night they shall be equipped with flashing yellow lights. City reserves the right to require and Subdivider shall promptly install or place additional barricades or other facilities to assure public safety if City shall deem the same to be necessary or desirable for public safety. Subdivider is responsible for all liability which may arise out of work herein permitted whether or not public property, and

shall indemnify, protect, defend, and hold City harmless from any and all claims, damages (including injury or death to any person or persons) , or causes of action arising therefrom or related thereto.

8. INDEMNITY

The Subdivider shall take and assume all responsibility for the construction of the improvements and the safety of operation in connection therewith. The Subdivider shall bear all losses and damages directly or indirectly resulting to the City, its officers, employees, and agents or others on account of the construction of the improvements, unforeseen difficulties, accidents, or any other causes whatsoever.

The Subdivider shall protect, assume the defense of and indemnify and save harmless the City, its officers, employees, and agents from all claims, loss, damage, injury—including the death of any person or persons, and liability of every kind, nature, and description, directly or indirectly arising from the construction of the improvements.

The Subdivider shall indemnify, protect, defend, and hold harmless the City, and any agency or instrumentality thereof, and officers, officials, employees, or agents thereof, from any and all claims, actions, suits, proceedings, or judgments against the City, or any agency or instrumentality thereof, and any officers, officials, employees, or agents thereof to attack, set aside, void, or annul, an approval of the City, or any agency or instrumentality thereof, advisory agency, appeal board, or legislative body, including actions approved by the voters of the City, concerning the project and the approvals granted herein. Furthermore, Subdivider shall indemnify, protect, defend, and hold harmless the City, or any agency or instrumentality thereof, against any and all claims, actions, suits, proceedings, or judgments against another governmental entity in which Subdivider's project is subject to that other governmental entity's approval and a condition of such approval is that the City indemnify and defend such governmental entity. City shall promptly notify the Subdivider of any claim, action, or proceeding. City shall further cooperate fully in the defense of the action. Should the City fail to either promptly notify or cooperate fully, the Subdivider shall not thereafter be responsible to indemnify, defend, protect, or hold harmless the City, any agency or instrumentality thereof, or any of its officers, officials, employees, or agents.

9. PREVAILING WAGES

Subdivider acknowledges that City has made no representation, express or implied, to Subdivider or any person associated with Subdivider regarding whether or not laborers employed relative to the construction of the improvements to be constructed pursuant to this Agreement must be paid the prevailing per diem wage rate for their labor classification, as determined by the State of California, pursuant to Labor Code Section 1720, *et seq*. ("Prevailing Wage Laws"). Subdivider agrees with City that Subdivider shall assume any and all responsibility and be solely responsible for determining whether or not laborers employed relative to the construction undertaken pursuant to this Agreement must be paid the prevailing per diem wage rate pursuant to the Prevailing Wage Laws or other applicable law.

Subdivider, on behalf of itself, its successors, and assigns, waives and releases City from any right of action that may be available to any of them pursuant to Labor Code Section 1781 or any similar law. Relative to the waiver and release set forth in this Section, Subdivider acknowledges the protections of Civil Code Section 1542, which reads as follows:

> A general release does not extend to claims which the creditor does not know or suspect to exist in his favor at the time of executing the release, which if known by him must have materially affected his settlement with the debtor.

By initialing below, Subdivider knowingly and voluntarily waives the provisions of Section 1542 or any similar law solely in connection with the waivers and releases contained in this Section.

_____	_____
Initials of City Manager	Initials of Authorized Subdivider Representative

Subdivider shall indemnify, hold harmless and defend City against any claim for damages, compensation, fines, penalties or other amounts arising out of the failure or alleged failure of any person or entity (including Subdivider, its contractor(s) and subcontractors) to pay prevailing wages as required by law or to comply with the other applicable provisions of

Labor Code Sections 1720 *et seq.* and implementing regulations of the Department of Industrial Relations in connection with construction and installation of the improvements required pursuant to this Agreement. Subdivider's defense of the City shall be provided by counsel reasonably acceptable to the City.

The foregoing indemnity shall survive any termination of this Agreement.

10. INSURANCE

Subdivider further agrees that before commencing any work pursuant to this Agreement, Subdivider shall obtain, and at all times prior to final acceptance of all improvements hereunder, keep in full force and effect, insurance coverage in such limits and amounts, and covering such risks as shall be acceptable to City.

All policies of insurance must be issued by a company that is either:

(1) Admitted to transact insurance business in the State of California;

(2) On the "LESLI List," i.e., the List of Eligible Surplus Line Insurers; or,

(3) In the form of a risk retention group ("RRG") so long as the RRG contains at least $750,000 in capital, has been in operation for at least one year, and the reinsurance agreement associated with the RRG contains AM Best A rated insurers with an attachment point of $250,000 or less.

All insurance companies must have an A.M. Best's rating of at least A- and a financial size of IX or X. All required policies shall contain an endorsement adding the Indemnified Parties under the agreement, specifically including but are not limited to, the City, its officers, employees, and agents, as additional insureds. The required policies shall stipulate that this insurance will operate as primary insurance for work performed by Developer and its sub-contractors, and that no other insurance effected by

City or other named insureds will be called on to cover a loss covered thereunder. The General Liability insurance shall be provided by an ISO Commercial General Liability policy, with edition dates of 1985, 1988, or 1990. The additional insured endorsement required hereunder must be issued using ISO form CG 20 10 11 85, or the same form with an edition date no later than 1990. In lieu of CG 20 10 11 85, City will accept alternate additional insured endorsements on ISO forms CG 20 10 10 01 and CG 20 37 10 01, but only if both forms are used together and provided to City. The minimum coverage and limits shall be as follows:

COVERAGE	LIMITS
Workers Compensation	Statutory
Comprehensive General Liability, including or separately insuring liability assumed by contract	
Bodily Injury	$1,000,000 per person $1,000,000 per occurrence
Property Damage	$ 500,000 per occurrence

Subdivider shall, prior to commencement of construction work, furnish to City a certificate of insurance, which shall provide that the above insurance shall not be cancelled without thirty (30) days prior written notice to City. Prior to acceptance of the improvements, the Subdivider shall provide the City with a copy of the endorsements required herein.

11. AS-BUILTS

Subdivider shall submit one (1) reproducible print (mylar) of the improvements "as-built" to City prior to release of securities.

12. NOTICE OF COMPLETION

City shall record a Notice of Completion with the Merced County Recorder immediately following City's acceptance of the improvements.

13. APPROVALS

This Agreement is subject to approval by the City Manager of City as to substance, and by the City Attorney as to form. Any improvement

securities tendered hereunder shall be subject to approval by the City Manager as to amount, and by the City Attorney as to form and legal sufficiency.

14. SUCCESSORS AND ASSIGNS

This Agreement shall inure to the benefit of and be binding upon the successors and assigns of the respective parties hereto.

15. WAIVER

In the event that either City or Consultant shall at any time or times waive any breach of this Agreement by the other, such waiver shall not constitute a waiver of any other or succeeding breach of this Agreement, whether of the same or any other covenant, condition or obligation. Waiver shall not be deemed effective until and unless signed by the waiving party.

16. VENUE

This Agreement and all matters relating to it shall be governed by the laws of the State of California and any action brought relating to this Agreement shall be held exclusively in a state court in the County of Merced.

17. AMENDMENT

This Agreement shall not be amended, modified, or otherwise changed unless in writing and signed by both parties hereto.

18. INTEGRATION

This Agreement constitutes the entire understanding and agreement of the parties and supersedes all previous and/or contemporaneous understandings or agreements between the parties with respect to all or any part of the subject matter hereof.

19. AUTHORITY TO EXECUTE

The person or persons executing this Agreement on behalf of the parties hereto warrants and represents that he/she/they has/have the

authority to execute this Agreement on behalf of their entity and has/have the authority to bind their party to the performance of its obligations hereunder.

20. COUNTERPARTS

This Agreement may be executed in one or more counterparts with each counterpart being deemed an original. No counterpart shall be deemed to be an original or presumed delivered unless and until the counterparts executed by the other parties hereto are in the physical possession of the party or parties seeking enforcement thereof.

IN WITNESS WHEREOF, three (3) identical counterparts of this Agreement, each of which shall for all purposes be deemed an original thereof, have been duly executed by the parties hereinabove named, on the day and year first herein written.

CITY OF MERCED
A California Charter Municipal Corporation

By:_____
City Manager

ATTEST:
STEVE CARRIGAN, CITY CLERK

By:_____
Assistant/Deputy City Clerk

APPROVED AS TO FORM:

By: _____ 10/23/19
City Attorney Date

FUNDS/ACCOUNTS VERIFIED BY:

_____

Finance Officer Date

DEVELOPER:
STONEFIELD HOME, INC.,
A California Corporation

By: _____
Greg Hostetler

Its: President

Address: 923 E. Pacheco Blvd.
Suite C
Los Banos, CA 93635

Telephone: (209) 826-6200

Taxpayer I.D. Number: 32-0439641

ACKNOWLEDGMENT

A notary public or other officer completing this certificate verifies only the identity of the individual who signed the document to which this certificate is attached, and not the truthfulness, accuracy, or validity of that document.

State of California
County of Merced)

On October 25, 2019 before me, A. Gonzalez, Notary Public
(insert name and title of the officer)

personally appeared Greg Hostetler,
who proved to me on the basis of ~~satisfactory~~ evidence to be the person(~~s~~) whose name(~~s~~) is/~~are~~ subscribed to the within instrument and acknowledged to me that he/~~she/they~~ executed the same in his/~~her/their~~ authorized capacity(ies), and that by his/~~her/their~~ signature(~~s~~) on the instrument the person(~~s~~), or the entity upon behalf of which the person(~~s~~) acted, executed the instrument.

I certify under PENALTY OF PERJURY under the laws of the State of California that the foregoing paragraph is true and correct.

WITNESS my hand and official seal.

A. GONZALEZ
Commission # 2135812
Notary Public - California
Merced County
My Comm. Expires Dec 6, 2019

Signature _____ (Seal)

ACKNOWLEDGMENT

A notary public or other officer completing this certificate verifies only the identity of the individual who signed the document to which this certificate is attached, and not the truthfulness, accuracy, or validity of that document.

State of California
County of _____)

On _____ before me, _____
(insert name and title of the officer)

personally appeared _____,
who proved to me on the basis of satisfactory evidence to be the person(s) whose name(s) is/are subscribed to the within instrument and acknowledged to me that he/she/they executed the same in his/her/their authorized capacity(ies), and that by his/her/their signature(s) on the instrument the person(s), or the entity upon behalf of which the person(s) acted, executed the instrument.

I certify under PENALTY OF PERJURY under the laws of the State of California that the foregoing paragraph is true and correct.

WITNESS my hand and official seal.

Signature _____ **(Seal)**

EXHIBIT A

Cypress Terrace 6 Phase B

The securities on this subdivision shall be according to, or equivalent to, either Method 1 or Method 2.

	Method 1		**Method 2**
	Performance Bond	Labor/Material Bond	Letter of Credit
Subdivision Improvements, Including monuments	$237,217.69	$237,217.69	$118,608.85
One-Year Warranty*	$35,582.65		$35,582.65

*Due prior to issuance of Notice of Completion

CITY OF MERCED

Merced Civic Center
678 W. 18th Street
Merced, CA 95340

ADMINISTRATIVE REPORT

Agenda Item I.10. Meeting Date: 11/18/2019

Report Prepared by: Steven S. Carrigan, City Manager

SUBJECT: Adoption of Resolution Revising a Policy Regarding Allowable Meeting and Transportation Expenses Including, but not Limited to, Mileage Reimbursement for City Employees

REPORT IN BRIEF
Considers the adoption of a Resolution revising a Policy Regarding Allowable Meeting and Transportation Expenses

RECOMMENDATION
City Council - Adopt a motion adopting **Resolution 2019-73**, a Resolution of the City Council of the City of Merced, California, adopting allowable expenses for individuals attending meetings, conferences, conventions and other functions relating to City business.

ALTERNATIVES
1. Adopt as recommended by staff; or,
2. Adopt with amendments (specify in motion); or,
3. Continue to a future meeting (specify date in motion); or,
4. Deny

AUTHORITY
City of Merced Charter, Section 200.

CITY COUNCIL PRIORITIES
N/A

DISCUSSION
On February 3, 1986 the City Council adopted a resolution establishing a policy regarding allowable meeting and transportation expenses. At that time there was no formal policy in place and staff felt it was appropriate that City Council set some broad policy guidelines pursuant to which an updated formal administrative policy would be issued by the City Manager.

Staff has reviewed the current resolution and felt it was appropriate to recommend revisions to be more in line with current business practices. The revised resolution is substantially the same with two changes:

1. It removes the ability for any employee receiving vehicle allowance to be eligible for mileage reimbursement.

2. It removes a paragraph in which an employee who chooses to use a personal vehicle when there is a city vehicle available to receive only 50% of mileage reimbursement. Due to downsizing the Fleets administrative vehicles and more employees having to take or choosing to take personal vehicles this would allow them to be reimbursed 100% of mileage.

IMPACT ON CITY RESOURCES

There would be no impact on city resources with these revisions. Departments budget for meeting and transportation expenses through the annual budget process.

ATTACHMENTS

1. Resolution 2019-73

RESOLUTION NO. 2019-_____

A RESOLUTION OF THE CITY COUNCIL OF THE CITY OF MERCED, CALIFORNIA, ESTABLISHING ALLOWABLE EXPENSES FOR INDIVIDUALS ATTENDING MEETINGS, CONFERENCES, CONVENTIONS AND OTHER FUNCTIONS RELATING TO CITY BUSINESS

WHEREAS, the City Council of the City of Merced desires to establish a policy governing allowable expenses for individuals while attending meetings, conferences, and conventions and other functions relating to City business, approved pursuant to City rules and regulations.

NOW, THEREFORE, THE CITY COUNCIL OF THE CITY OF MERCED DOES HEREBY RESOLVE, DETERMINE, FIND, AND ORDER AS FOLLOWS:

SECTION 1. The following policy is hereby established which shall govern all matters of transportation, out of town travel, meals, miscellaneous expenses, and lodging while individuals are attending meetings, conferences, conventions and other functions relating to City business and pursuant to procedures to be established by the City Manager:

1. TRANSPORTATION

Payments to individuals for local travel in a private vehicle will be paid in two categories:

A. Positions and/or individuals may be designated by the City Manager to receive a monthly mileage allowance based on the following table:

	Miles per Month	Monthly Mileage Allowance
Category I	100-300	$174.00
Category II	301-600	$348.00
Category III	601-900	$522.00
Category IV	Over 900	$696.00

This mileage allowance will be adjusted January 1 of each year hereafter by the same percentage as the mileage rate in 1B. below is adjusted.

B. Other local travel by individuals not reimbursed pursuant to 1A will be paid pursuant to procedures established by the City Manager at the rate of 58.0 cents per mile. This rate shall be adjusted effective January 1 of each year hereafter to equal mileage allowance authorized for use by the Federal Internal Revenue Service on income tax returns.

(1) The most economical method of transportation will be authorized considering the direct expense, the individual's time away from the City and other related factors. Reimbursement of actual cost for approved mode of transportation will include air fare, mileage to and from the airport, parking, bridge tolls and other directly related transportation costs.

(2) Individuals receiving a monthly vehicle allowance shall not be eligible for mileage reimbursement.

2. LODGING, REGISTRATION, MEALS, AND MISCELLANEOUS EXPENSES

Lodging, registration, meals, and miscellaneous expenses incurred while on City-related or authorized business will be reimbursed based on actual expenses of the City employee, elected City official, or other approved individuals as defined and pursuant to administrative policy to be established by the City Manager.

For attendance at official functions requiring overnight accommodations, advance approval must be received from the City Manager stating the nature of the business, locations, to and inclusive dates, mode of transportation and any other information the City Manager may deem necessary to make a prudent judgement on each individual's request.

///

///

PASSED AND ADOPTED by the City Council of the City of Merced at a regular meeting held on the ____ day of _____ 2019, by the following vote:

AYES: Council Members:

NOES: Council Members:

ABSENT: Council Members:

ABSTAIN: Council Members:

APPROVED:

_____
Mayor

ATTEST:
STEVE CARRIGAN, CITY CLERK

BY:_____
Assistant/Deputy City Clerk

(SEAL)

APPROVED AS TO FORM:

10/16/19
City Attorney Date

X:\Resolutions\2019\Finance\Allowable Travel Expenses.docx

CITY OF MERCED

Merced Civic Center
678 W. 18th Street
Merced, CA 95340

ADMINISTRATIVE REPORT

Agenda Item I.11. Meeting Date: 11/18/2019

Report Prepared by: Faye S. Law, Senior Accountant

SUBJECT: Approval of a Supplemental Appropriation in Fund 361-Airport Debt Service in the Amount of $6,023 and Transfer to Fund 561- Airport Operations

REPORT IN BRIEF
Considers approving a supplemental appropriation in Fund 361-Airport Debt Service in the amount of $6,023 and transferring to Fund 561-Airport Operations.

RECOMMENDATION
City Council - Adopt motion approving a supplemental appropriation in the amount of $6,023 from the unappropriated, unreserved fund balance in Fund 361-Airport Debt Service, and transferring to Fund 561-Airport Operations; and, authorizing the Finance Officer to make the necessary budget adjustment.

ALTERNATIVES
1. Approve, as recommended, or
2. Approve, subject to other than recommended (identify specific findings and/or conditions amended to be addressed in the motion; or
3. Denny; or
4. Continue to a future meeting (date and time to be specified in the motion).

AUTHORITY
Charter of the City of Merced, Section 1105

CITY COUNCIL PRIORITIES
As provided for in the 2019-20 Adopted Budget

DISCUSSION
Fund 361-Airport Debt Service was created in Fiscal Year 2008-09 to account for the repayment of a 10 year pooled cash loan used to purchase twenty-one box hangars. The loan repayments were made from the hangars rental revenues. The last debt service payment was made in Fiscal Year 2018-19. There were revenues left in the fund from interest and reserves required to be kept on hand. In order to close the fund the remaining cash needs to be transferred to Fund 561-Airport Operations. All future hangar rental revenues will now be received into the operation fund to offset operation costs.

IMPACT ON CITY RESOURCES

The $6,023 transfer to Fund 561-Airport Operations will offset operating costs.

CITY OF MERCED

Merced Civic Center
678 W. 18th Street
Merced, CA 95340

ADMINISTRATIVE REPORT

Agenda Item I.12. Meeting Date: 11/18/2019

Report Prepared by: Michael R. Beltran, City Engineer

SUBJECT: Adoption of Resolution Setting a Public Hearing on December 16, 2019, for the Annual Compliance Report for Development Impact Fees as Required by Government Code Section 66000 et. seq. and City Resolution 88-72

REPORT IN BRIEF
Considers setting a public hearing for December 16, 2019, to accept public comment and consider approving the annual report regarding the collection and spending of Development Impact Fees.

RECOMMENDATION
City Council - Adopt a motion adopting **Resolution 2019-79**, a Resolution of the City Council of the City of Merced, California, establishing a date when the final annual report of development fees will be available for public review, and setting a public hearing thereon for December 16, 2019.

ALTERNATIVES
1. Approve, as recommended by staff; or,
2. Approve, subject to modifications as conditioned by Council; or,
3. Refer to staff for reconsideration of specific items as requested by Council; or,
4. Deny; or,
5. Continue to a future meeting (date and time to be specified in the motion).

AUTHORITY
Government Code Section 66000 et. seq. City Council Resolution No. 88-72.

CITY COUNCIL PRIORITIES
Not applicable.

DISCUSSION
The Mitigation Fee Act (Government Code section 66000 et. seq.) which became effective on January 1, 1989, requires that the City account for and make specific findings when it establishes, increases, or imposes development fees for specified public improvements (or services) that are collected from developers as a condition of approval for development projects. In addition, the law requires that local agencies review and make an annual report and a five-year report available to the public that accounts for the mitigation fees held by the agency. The City must segregate the fees, re-examine the unexpended fees every five years, and refund any unexpended portion not expected to be used. For purposes of the law, fees exclude taxes, assessments, processing fees, park fees, and

monthly service charges.

On November 21, 1988, the City Council adopted Resolution #88-72, which also instituted a requirement that the City conduct an annual review of the estimated costs of identified public improvements and provide an analysis of the continued need for those improvements and an explanation of the reasonable relationship between the need and impacts for which the fees are charged.

An annual review of the fiscal year 2018/2019 development fees has been conducted and a determination has been made that the estimated costs and continued needs for previously identified public improvements and their related impacts remain as previously defined. Staff is requesting a Public Hearing be set for the regular meeting of the City Council on December 16, 2019, for the presentation of the annual report, acceptance of public comment and consideration of approving the annual report. The required nexus findings will be set forth in the Administrative Report for this item for the December 16, 2019, City Council meeting. The required financial reports will also be presented at that meeting. The annual report will be made available to the public on November 25, 2019.

IMPACT ON CITY RESOURCES

No funds required.

ATTACHMENTS

1. Resolution 2019-79

RESOLUTION NO. 2019 -_____

A RESOLUTION OF THE CITY COUNCIL OF THE CITY OF MERCED, CALIFORNIA, ESTABLISHING A DATE WHEN THE FINAL ANNUAL REPORT OF DEVELOPMENT FEES WILL BE AVAILABLE FOR PUBLIC REVIEW, AND SETTING A PUBLIC HEARING THEREON FOR DECEMBER 16, 2019

WHEREAS, the City Engineer is required to review the estimated cost of the public improvements identified, the continued need for those improvements and the reasonable relationship between such need and the impacts of the various types of development pending or anticipated and for which the fees are charged (per Resolution No. 90-83); and

WHEREAS, the City Engineer has prepared a report as Government Code Section 66000 *et seq.*; and

WHEREAS, said report complies with the requirements of Section 66001 of the Government Code and the City Council Resolution No. 90-83; and

WHEREAS, the final report will be made available for public inspection on November 25, 2019, and a public hearing on said report is proposed for December 16, 2019.

NOW, THEREFORE, THE CITY COUNCIL OF THE CITY OF MERCED DOES HEREBY RESOLVE AS FOLLOWS:

SECTION 1. A public hearing is hereby set for Monday, December 16, 2019 at 6:00 p.m. to consider all public comment and other evidence presented regarding the subject matter of this report. The City Clerk is hereby directed to give notice hereof in accordance with Government Code Section 6061(a) and mailed notice to anyone who has previously requested notice.

///

///

PASSED AND ADOPTED by the City Council of the City of Merced at a regular meeting held on the ____ day of_____, 2019, by the following called vote:

AYES: Council Members:

NOES: Council Members:

ABSTAIN: Council Members:

ABSENT: Council Members:

APPROVED:

_____
Mayor

ATTEST:
STEVE CARRIGAN, CITY CLERK

BY:_____
Assistant/Deputy City Clerk

(SEAL)

APPROVED AS TO FORM:

Rebecca A Nash 11-4-19
City Attorney Date

ADMINISTRATIVE REPORT

Agenda Item I.13. Meeting Date: 11/18/2019

Report Prepared by: Carl Brown, Public Works Manager - Tax Services

SUBJECT: Authorization to Accept Monetary Donation from Sunrise Rotary Club of Merced, in the Amount of $10,000, for Purchase of Trees and Tree Planting Materials, Including 24" Box Scarlet Oaks (Quercus Coccinea) to be Planted in Downtown and a Variety of Species to be Planted Throughout Merced

REPORT IN BRIEF
Considers accepting monetary donation of $10,000 for trees and tree planting materials from Sunrise Rotary Club of Merced. Trees purchased with this donation will be planted downtown and throughout Merced.

RECOMMENDATION
City Council - Adopt a motion accepting $10,000 donation from Sunrise Rotary Club of Merced, increasing revenue account 558-1122-360.02-01 in the amount of $10,000 and appropriating the same in account 558-1122-532.25-00 (supplies and services).

ALTERNATIVES
1. Approve, as recommended by staff; or,
2. Approve, subject to other than recommended by staff (identify specific findings and/or conditions amended to be addressed in the motion); or,
3. Deny

AUTHORITY
Charter of the City of Merced, Section 1105 Budget-Appropriations.

CITY COUNCIL PRIORITIES
As provided for in the 2019-20 Adopted Budget.

DISCUSSION
Sunrise Rotary Club of Merced brings together a global network of volunteer leaders who dedicate their time and talent to tackle the world's most pressing humanitarian challenges. Rotary connects 1.2 million members from more than 200 countries and geographical areas. Their work impact lives at both the local and international levels, from helping families in need of in their own communities to working toward a polio-free world.

Several trees in the downtown area are in need of replacement. This donation will expedite the tree

replacement process significantly. The new Scarlet Oaks will add to the beauty and value of the downtown area.

IMPACT ON CITY RESOURCES

There is no direct impact on City Resources. New trees downtown and throughout Merced will be an enhancement for the public.

ADMINISTRATIVE REPORT

Agenda Item I.14. Meeting Date: 11/18/2019

Report Prepared by: Lamnguene Kindavong, Recreation Coordinator, Parks and Recreation

SUBJECT: Authorization to Accept and Appropriate Grant Funding in the Amount of $500 from Northern California Tennis Foundation to Purchase Supplies for Tiny Tots Events

REPORT IN BRIEF

Considers approving and appropriating grant funding in the amount of $500 from Northern California Tennis Foundation in the Contributions and Donations account to Creative Skills to purchase supplies for Santa's Workshop.

RECOMMENDATION

City Council - Adopt a motion:

A. Accepting grant funds from Northern California Tennis Foundation Contributions and increase revenue in account 024-1226-360.02-01 - Creative Skills-Contributions and Donations in the amount of $500; and;

B. Appropriating the same to account 024-1226-542-29-00 - Creative Skills-Supplies and Services; and

C. Authorizing the City Manager or the Assistant City Manager to execute the necessary documents.

ALTERNATIVES

1. Approve, as recommended by Staff; or,
2. Approve, subject to conditions other than recommended by Staff (identify specific findings and/or conditions amended to be addressed in the motion); or,
3. Deny; or,
4. Continue to a future meeting (date and time to be specified in the motion).

AUTHORITY

Charter of the City of Merced, Section 200.

CITY COUNCIL PRIORITIES

As provided for in the 2019-20 Adopted Budget

DISCUSSION

The Northern California Tennis Foundation awarded the City of Merced a grant in the amount $500 to

support Youth Services programs and events. Staff would like to use it for future tiny tot's events such as Santa's Workshop and the Valentine's Day celebration. This grant helps keep the registration costs low, and/or free to participants.

IMPACT ON CITY RESOURCES

Once it is accepted and appropriated, this $500 will be available within the FY2019-20 budget to help with costs for these particular events.

ATTACHMENTS

1. Santa's Workshop
2. Valentines Day

CITY OF MERCED PARKS AND RECREATION

SANTA'S WORKSHOP

COME ONE, COME ALL!

Little helpers from the ages of 2 - 8 are invited to participate in some of Santa's Holiday Crafts

DECEMBER 18, 2019
5:15PM - 7:15PM
COST: $10

PRE-REGISTRATION IS REQUIRED

Workshop will take place in the Sam Pipes room inside Civic Center 678 W. 18th St.

COME AND MEET SANTA

REGISTER AT CITY OF MERCED PARKS AND RECREATION OFFICE

CREATIVE VOLUNTEERS NEEDED!

Call or stop by to see how you can help!

Parks & Recreation 632 W. 18th St., Merced
Hours: 9:00 AM - 5:00 PM (Closed from 12:00 PM - 1:00 PM)
For more information call (209) 385-6235
City of Merced Parks and Recreation

MERCED





BE MY VALENTINE

VALENTINE'S DAY PARTY

Bring in your little loved ones and have a Sweet Time for our Valentine's Event



Chocolate snacks and lovable crafts are waiting to be made by youth ages 2-8yrs old.

Cost: $10

02.12.20

5:15pm - 7:15pm
City Hall
678 W. 18th Street



Pre-register at 632 W. 18th St or call 385-6235

MERCED



CITY OF MERCED

Merced Civic Center
678 W. 18th Street
Merced, CA 95340

ADMINISTRATIVE REPORT

Agenda Item I.15. Meeting Date: 11/18/2019

SUBJECT: Second Reading and Final Adoption of Ordinance to Revise Park Hours and Amending Section 14.04.070 - Hours - Permits to Reflect Approved New Park Hours

REPORT IN BRIEF
Second reading and final adoption of an Ordinance revising of park hours and update of Code of Ordinances Title 14, Chapter 14.04, Amending Section 14.04.070 - Hours - Permits.

RECOMMENDATION
City Council - Adopt a motion adopting **Ordinance 2505**, an Ordinance of the City Council of the City of Merced, California, amending Section 14.04.070, “Hours - Permit,” of the Merced Municipal Code regarding City parks.

ALTERNATIVES
1. Adopt Ordinance; or,
2. Modify Ordinance for introduction (identify specific findings and/or conditions amended to be addressed in the motion); or,
3. Deny as recommended Recreation and Parks Commission; or,
4. Refer back to the Recreation and Parks Commission for reconsideration of specific items (specific items to be addressed in the motion); or,
5. Continue to a future meeting (date and time to be specified in the motion).

AUTHORITY
This request revises the park hours listed in Merced Municipal Code (MMC) Title 14, Chapter 14.04, Section 14.74.070.

CITY COUNCIL PRIORITIES
As provided for in the 2019-20 Adopted Budget.

DISCUSSION
In response to public comments at the June 3, 2019, City Council requested that staff evaluate various options to address illegal activity in and around the City of Merced’s extensive park network. Staff meet with interested Council members to identify a strategy, which included amending park hours to mirror a “dusk to dawn” approach. In addition to this change, staff are also working to install additional security cameras and enhancing Police patrol efforts in all parks to address safety concern in public spaces ensuring parks area available for all residents to enjoy.

Staff presented a revision of park hours to the Recreation and Parks Commission during the meeting on September 23, 2019. The Commission denied the approval of the new park hours, because they wanted more information on the reasons for changing the hours. Currently, the public may not be in any city park between the hours of 11:00 p.m. and 5:00 a.m. The proposed amendment would change the existing Municipal Code, (Title 14, Chapter 14.04) Section 14.74.070 - Hours - Permits, to allow the use of City Parks to the following:

March 1st to October 31st - 6:00 a.m. to 9:00 p.m.
November 1st to February 28/29 - 6:00 a.m. to 7:00 p.m.

Additional requirements are also added to clarify usage permitted by the City for authorized activities, special events or private parties. Those exceptions will be specific to parks with stadium lighting, such as Joe Herb Park, McNamara Park, and the Youth Sports Complex. An annual permit may be issued to applicants who use the park for community and/or private events on a regular basis. The Chief of Police will continue to issue permits for exempted use. The updated ordinance enables the Director of Parks and Community Services, the City Manager and his designees to issue permits as well.

At the October 21, 2019 City Council Meeting, Council directed staff to amend the park hours on the previously introduced ordinance to allow earlier use of the parks and clarify language regarding the use of bike paths. Additional minor amendments were made and voted on at the re-introduction of the ordinance at the November 4, 2019.

Tonight's reading will be the second and final reading unless further amendments are suggested by Council, in which case, a first and second reading should be conducted again.

IMPACT ON CITY RESOURCES

The impact on City resources is unknown at this time. Potential costs may include new signage, update of the Municipal Code, and additional policing of the park to ensure new hours are observed.

ATTACHMENTS

1. Draft Ordinance

ORDINANCE NO. _____

AN ORDINANCE OF THE CITY COUNCIL OF THE CITY OF MERCED, CALIFORNIA, AMENDING SECTION 14.04.070, "HOURS—PERMIT," OF THE MERCED MUNICIPAL CODE REGARDING CITY PARKS

THE CITY COUNCIL OF THE CITY OF MERCED DOES ORDAIN AS FOLLOWS:

SECTION 1. AMENDMENT TO CODE. Section 14.04.070, "Hours—Permits," of the Merced Municipal Code is hereby amended to read as follows:

"14.04.070 Hours—Permit.

A. It is unlawful and a misdemeanor, subject to punishment in accordance with Chapter 1.12 of this Code, for any person to be or remain in any city park identified in Section 9.70.030 of this Code between hours of nine p.m. and six a.m. of the following day from March 1 to October 31, or between the hours of seven p.m. and six a.m. of the following day from November 1 to February 28/29 without having received a permit to do so from the Chief of Police of the City, Director of Parks and Recreation, the City Manager, or their designees.

B. Exceptions to time restrictions shall be permitted (1) for City-sponsored events, (2) annual permit holders in parks with stadium-style lighting, and (3) bike and other pedestrian paths when used solely for passive recreational activities of walking, bicycling, running or jogging."

SECTION 2. EFFECTIVE DATE. This Ordinance shall be in full force and effect thirty (30) days after its adoption.

SECTION 3. SEVERABILITY. If any section, subsection, subdivision, sentence, clause, phrase, or portion of this Ordinance, is for any reason held to be invalid or unconstitutional by the decision of any court of competent jurisdiction, such decision shall not affect the validity of the remaining portions of this Ordinance. The City Council hereby declares that it would have adopted this Ordinance, and each section, subsection, subdivision, sentence, clause, phrase, or portion thereof, irrespective of the fact that any one or more sections, subsections, subdivisions, sentences, clauses, phrases, or portions thereof be declared invalid or unconstitutional.

SECTION 4. PUBLICATION. The City Clerk is directed to cause a summary of this Ordinance to be published in the official newspaper at least once within fifteen (15) days after its adoption showing the vote thereon.

The foregoing Ordinance was introduced at a regular meeting of the City Council of the City of Merced on the ____ day of _____, 2019, and was passed and adopted at a regular meeting of said City Council held on the ____ day of _____, 2019, by the following called vote:

AYES: **Council Members:**

NOES: **Council Members:**

ABSTAIN: **Council Members:**

ABSENT: **Council Members:**

APPROVED:

_____

Mayor

ATTEST:
STEVE CARRIGAN, CITY CLERK

BY:_____
Assistant/Deputy City Clerk

(SEAL)

APPROVED AS TO FORM:

10-24-19
City Attorney **Date**

ADMINISTRATIVE REPORT

Agenda Item I.16. Meeting Date: 11/18/2019

SUBJECT: Second Reading and Final Adoption of Ordinances Adopting Title 24, Parts 1-12 of the California Code of Regulation as the 2019 California Building and Fire Codes, and Local Amendments, for the City of Merced

REPORT IN BRIEF

Second reading and final adoption of Ordinances adopting Title 24, Parts 1-12 of the California Code of Regulations, referred to as the California Building Code, as the referenced Building and Fire Codes for the City of Merced.

RECOMMENDATION

City Council - Adopt a motion:

A. Adopting **Ordinance 2506**, an Ordinance of the City Council of the City of Merced, California, Amending Chapter 17.04, 'Building Code,' Article I Title, Sections 17.04.010, 17.04.050, 17.04.110, 17.04.120, 17.05.010, 17.06.010, 17.07.010, 17.09.010, 17.10.010, 17.12.010, 17.20.010, 17.24.010, 17.28.020, and 17.34.010 of the Merced Municipal Code to Adopt by Reference the 2019 California Building Code, 2019 Residential Code, 2019 Existing Building Code, 2019 Green Buildings Standards Code, 2019 Historical Code, 2019 Energy Code, 2019 California Administrative Code, 2019 California Administrative Code, 2019 California Electrical, 2019 California Electrical Code, 2019 California Mechanical Code, 2019 California Plumbing Code, and 2019 Referenced Standards Code; and

B. Adopting **Ordinance 2507**, an Ordinance of the City Council of the City of Merced, California, Amending Chapter 17.32, "Fire Prevention Code", of the Merced Municipal Code.

ALTERNATIVES

1. Adopt, as recommended by staff; or,
2. Approve, subject to other than recommended by staff; or,
3. Deny; or,
4. Refer to staff for reconsideration of specific items; or,
5. Continue to a future meeting.

AUTHORITY

Charter of the City of Merced, Section 412. Adoption of Ordinances and Resolutions.
California Government Code, Section 50020 et. Seq. Powers and Duties of Legislative Bodies.
California Buildings Standards Law, Health and Safety Code, Section 18901 et seq., Division 13, Part

2.5
State Housing Law, Health and Safety Code Section 17905, Division 13, Part 1.5
California Code of Regulations, Title 24,
California Health and Safety Code, Section 17922 et. seq. State Housing Law; and,
California Health and Safety Code, Section 18938 et. seq. Building Standards Code
California Code of Regulations, Title 25, Division 1, Chapter 1, Subchapter 1 (Title 25)
California Building Code, Part 2, Volume 1 of Title 24, Chapter 1, Division II, Section 101
Health and Safety Code §17950, 17958.7, 17960, 18938, 18941.5, and 18948.
California Buildings Standards Code

CITY COUNCIL PRIORITIES

Approval of these ordinances will ensure consistency of the City's Building and Fire Codes with state standards and to ensure that these codes provide additional protection of the health, welfare, and safety of the community due to local climatic, geological, and topographical considerations.

DISCUSSION

Background

Every three years, the International Code Council (ICC), International Association of Plumbing and Mechanical Officials (IAPMO), and the National Fire Protection Association (NFPA) promulgate, amend, and publish new editions of the various model construction and maintenance codes reflecting the changing technology and products in the construction industry. Additionally, State legislation mandates that local jurisdictions adopt the same construction codes within six months of the date of those adopted by the California Building Standards Commission (CBSC). On July 1, 2019, CBSC adopted the International Building Code, International Fire Code, Uniform Plumbing and Mechanical Codes, National Electrical Code, and Title 24, Parts 1 - 12, of the California Code of Regulation. Therefore, State law requires that the Codes become effective at the local level on January 1, 2020.

Prior to the adoption and enforcement of the Codes at the local level, State law does permit local jurisdictions to amend the Codes in certain circumstances. Pursuant to Sections 17958.5 and 17958.7 of the HSC, such local amendments can only be enacted when an express finding and determination is made that such local amendments are reasonably necessary because of local climatic (which include environmental), geological, or topographical conditions that affects the jurisdiction. California Building Standards Law permits local amendments that are reasonably necessary provided it is a more restrictive building standard. State Housing Law permits local amendments that are necessary provided it is equivalent or a more restrictive building standard. Local amendments that are necessary for administrative clarification and do not modify Building Standards as defined in Section 18909(c) of the HSC can be enacted without the required express finding and determination.

Past Council Actions

Triennially, City Council has considered and adopted past California Building, Residential, Electrical, Mechanical, Plumbing, Historical Building, Existing Building, California Energy, Green Building Standards, and Fire Codes, as well as local code amendments.

Proposed Action

With reference to adoption of the Codes, the proposed ordinances will repeal the adoption of the 2016 edition of Title 24, Parts 1 - 12, of the California Code of Regulations, and will reenact the effected sections of the Merced Municipal Code by adopting the 2019 edition of Title 24, Parts 12 - 12, of the California Code of Regulations and local amendments.

City staff (Building, Inspection Services, Fire, Code Enforcement, Planning, Engineering, Public Works, Housing, and Economic Development) diligently work with our community residents, businesses, and contractors to provide a cooperative approach to enforcing local and state regulations. City staff understands the critical relationship between regulations and keeping fire and life safety paramount for the community and therefore, proposes local amendments, primarily consisting of structural and fire life safety, which are desirable for the safety of our citizens and the preservation of property. Additionally, the majority of the local amendments are a continuation of previously adopted amendments from prior code adoption cycles.

IMPACT ON CITY RESOURCES

None. Costs associated with codification of the proposed ordinances and enforcement of its provisions are sub-vented in part by cost recovery measures from fees derived from business inspections, non-compliance, operational permits, and developmental service fees generated from city ordinance and city fee schedules.

ATTACHMENTS

1. Ordinance Adopting Building Codes
2. Ordinance Adopting Fire Codes

ORDINANCE NO. _____

AN ORDINANCE OF THE CITY COUNCIL OF THE CITY OF MERCED, CALIFORNIA, AMENDING CHAPTER 17.04, "BUILDING CODE," ARTICLE I TITLE, SECTIONS 17.04.010, 17.04.050, 17.04.110, 17.04.120, 17.05.010, 17.06.010, 17.07.010, 17.09.010, 17.10.010, 17.12.010, 17.20.010, 17.24.010, 17.28.020, AND 17.34.010 OF THE MERCED MUNICIPAL CODE TO ADOPT BY REFERENCE THE CALIFORNIA BUILDING CODE, CALIFORNIA ADMINISTRATIVE CODE, CALIFORNIA ELECTRICAL CODE, CALIFORNIA MECHANICAL CODE, AND CALIFORNIA PLUMBING CODE

THE CITY COUNCIL OF THE CITY OF MERCED DOES ORDAIN AS FOLLOWS:

SECTION 1. AMENDMENT TO CODE. The Article I Title, "Uniform Building Code" of Chapter 17.04, "Building Code," of the Merced Municipal Code is hereby retitled as follows:

"Article I. International Building Code"

SECTION 2. AMENDMENT TO CODE. Section 17.04.010, "Adoption," of the Merced Municipal Code is hereby amended to read as follows:

"17.04.010 Building Code - Adoption.

Those certain documents, three (3) certified copies of which are on file in the Office of the City Clerk, marked and designated as California Code of Regulations Title 24, Part 2, '2019 California Building Code, Volumes 1& 2, including Scope and Administration Division II, Appendix F, 'Rodent

Proofing,' Appendix H, 'Signs,' Appendix I 'Patio Covers' and Appendix J, 'Grading,' based on the 2018 International Building Code as published by the International Code Council and amended by the California Building Standards Commission are adopted by reference as the Building Code for the City of Merced. The appendix chapters in California Code of Regulations Title 24, Part 2, 2019 California Building Codes Volumes 1 and 2 may be allowed to be used as an alternate construction method. They must be used in their entirety and are subject to the approval of the Building Official."

SECTION 3. AMENDMENT TO CODE. Section 17.04.050, "New Construction Defined," of the Merced Municipal Code is hereby amended to read as follows:

"17.04.050 New Construction Defined.

For purposes of Sections 1 7.04.060 through 17.04.080 'new construction' means:

A. All new buildings or structures;

B. All new property development including parking lots;

C. Any building or structure altered or expanded in excess of fifty (50) percent of the value of such building structure;

D. Any alteration or expansion with a permit value in excess of One Hundred Thousand Dollars ($100,000) with annual adjustment to the CPI annually on January 1; and,

1. The value in Section D above shall not include any of the following items: Accessibility

Upgrades, rooftop solar installations, installation of fire sprinklers and maintenance items including, but not limited to, reroofing, replacement of mechanical equipment and energy efficiency upgrades.

E. Any work on a building or structure to change the occupancy to a more hazardous use and which requires a building permit."

F. The Department Head for Development Services has the discretion to make adjustments to the valuation with due cause."

SECTION 4. AMENDMENT TO CODE. Section 17.04.110, "Residential Fees," of the Merced Municipal Code is hereby amended to read as follows:

"17.04.110 Residential Fees.

Notwithstanding any other provision of this Code, the fees for residential construction of new buildings and structures identified in Sections 8.04.235, 15.16.030, 15.16.040, 15.16.050, 15.16.055, 15.16.070, 15.36.160. 15.40.070, 15.08.130, and 17.58.020 may, at the request of the owner, be postponed until the date of final inspection or the date a certificate of occupancy is issued, whichever occurs first, subject to the following:

1. By exercising the postponement of payment, the applicant and owner agree and consent to any action by the City to deny approval of or to disconnect all utilities upon a breach of any condition by the applicant or owner. All fees are required to be paid prior to final inspection or issuance of the Certificate of Occupancy, whichever comes first.

2. If the fees are not paid within one (1) year from issuance of the building permit, the owner agrees to pay the fee in effect at the time of final inspection or issuance of the certificate of occupancy."

SECTION 5. AMENDMENT TO CODE. Section 17.04.120, "Nonresidential Fees," of the Merced Municipal Code is hereby amended to read as follows:

"17.04.120 Nonresidential Fees.

Notwithstanding any other provision of this Code, the fees for nonresidential construction of new buildings and structures identified in Sections 15.16.030, 15.16.040, 15.16.050, 15.16.055, 15.16.070, 15.36.160. 15.40.070, 15.08.130, and 17.58.020 may, at the request of the owner, be postponed until the date of final inspection or the date a certificate of occupancy is issued, whichever occurs first, subject to the following:

1. An additional two (2) percent of the above fees to cover administrative costs is paid at the time of application for a building permit.

2. A contract is executed al lowing the City to deny approval of or to disconnect utilities upon a breach by the owner.

3. If the fees are not paid within one (1) year from issuance of the building perm it, the owner agrees to pay the fee in effect at the time of final inspection or issuance of the certificate of occupancy."

SECTION 6. AMENDMENT TO CODE. Section 17.05.010, "Residential Code – Adoption," of the Merced Municipal Code is hereby amended to read as follows:

"17.05.010 Residential Code - Adoption.

Those certain documents, three (3) certified copies of which are on file in the Office of the City Clerk, marked and designated as California Code of Regulations Title 24, Part 2.5, '2019 California Residential Building Code' including Scope and Administration Division II, Appendix chapters, E, 'Manufactured Housing Used as Dwelling,' G, 'Piping Standards for Various Applications,' H, 'Patio Covers,' J, 'Existing Buildings and Structures,' Q, 'Tiny House,' and V, 'Swimming Pool Safety Act,' based on the 2018 International Residential Building Code as published by the International Code Council and amended by the California Building Standards Commission are adopted by reference as the Residential Building Code for the City of Merced. The appendix chapters in California Code of Regulations Title 24, Part 2.5, 2019 California Residential Building Code may be allowed to be used as an alternate construction method. They must be used in their entirety and are subject to the approval of the Building Official."

SECTION 7. AMENDMENT TO CODE. Section 17.06.010, "Existing Building Code – Adoption," of the Merced Municipal Code is hereby amended to read as follows:

"17.06.010 Existing Building Code - Adoption.

Those certain documents, three (3) certified copies of which are on file in the Office of the City Clerk,

marked and designated as California Code of Regulations Title 24, Part 10, '2019 California Existing Building Code' based on the 2018 International Existing Building Code and as amended by the California Building Standards Commission are adopted by reference as the Existing Building Code for the City of Merced."

SECTION 8. AMENDMENT TO CODE. Section 17.07.010, "Green Building Standards Code – Adoption," of the Merced Municipal Code is hereby amended to read as follows:

"17.07.010 Green Building Standards Code – Adoption.

Those certain documents, three (3) certified copies of which are on file in the Office of the City Clerk, marked and designated as California Code of Regulations Title 24, Part 11, '2019 California Green Standards Code' as published by the International Code Council for the California Building Standards Commission are adopted by reference as the Green Building Standards Code for the City of Merced."

SECTION 9. AMENDMENT TO CODE. Section 17.09.010, "Historical Code – Adoption," of the Merced Municipal Code is hereby amended to read as follows:

"17.09.010 Historical Code - Adoption.

Those certain documents, three (3) certified copies of which are on file in the Office of the City Clerk, marked and designated as California Code of Regulations Title 24, Part 8, '2019 California Historical Building Code' as published by the International Code Council for California Building Standards Commission is adopted by reference as the Historical Building Code for the City of Merced."

SECTION 10. AMENDMENT TO CODE. Section 17.10.010, "Energy Code – Adoption," of the Merced Municipal Code is hereby amended to read as follows:

"17.10.010 Energy Code - Adoption.

Those certain documents, three (3) certified copies of which are on file in the Office of the City Clerk, marked and designated as California Code of Regulations Title 24, Part 6, '2019 California Energy Code' as published by the International Code Council for California Building Standards Commission is adopted by reference as the Energy Code for the City of Merced."

SECTION 11. AMENDMENT TO CODE. Section 17.12.010, "California Administrative Code – Adoption," of the Merced Municipal Code is hereby amended to read as follows:

"17.12.010 California Administrative Code-- Adoption.

Those certain documents, three (3) certified copies of which are on file in the Office of the City Clerk, marked and designated as California Code of Regulations Title 24, Part I, '2019 California Administrative Code' as published by the International Code Council for California Building Standards Commission are adopted by reference as the Administrative Code for the City of Merced."

SECTION 12. AMENDMENT TO CODE. Section 17.20.010, "California Electrical Code – Adoption," of the Merced Municipal Code is hereby amended to read as follows:

"17.20.010 California Electrical Code- Adoption.

Those certain documents, three (3) certified copies of

which are on file in the Office of the City Clerk, marked and designated as California Code of Regulations Title 24, Part 3, '2019 California Electrical Code' based on the 2014 National Electrical Code and amended by the California Building Standards Commission are adopted by reference as the Electrical Code for the City of Merced."

SECTION 13. AMENDMENT TO CODE. Section 17.24.010, "California Mechanical Code – Adoption," of the Merced Municipal Code is hereby amended to read as follows:

"17.24.010 California Mechanical Code - Adoption.

Those certain documents, three (3) certified copies of which are on fi le in the Office of the City Clerk, marked and designated as California Code of Regulations Title 24, Part 4, '2019 California Mechanical Code' based on the 2018 Uniform Mechanical Code and as amended by the California Building Standards Commission are adopted by reference as the Mechanical Code for the City of Merced."

SECTION 14. AMENDMENT TO CODE. Section 17.28.020, "California Plumbing Code – Adoption," of the Merced Municipal Code is hereby amended to read as follows:

"17.28.020 California Plumbing Code- Adoption.

Those certain documents, three (3) certified copies of which are on file in the Office of the City Clerk, marked and designated as California Code of Regulations Title 24, Part 5, '2019 California Plumbing Code' based on the 2018 Uniform Plumbing Code and as amended by the California Building Standards Commission are adopted by reference as the Plumbing Code for the City of Merced."

SECTION 15. AMENDMENT TO CODE. Section 17.34.010, "Reference Standards Code – Adoption," of the Merced Municipal Code is hereby amended to read as follows:

> **"17.34.010 Referenced Standards Code - Adoption.**
>
> Those certain documents, three (3) certified copies of which are on file in the Office of the City Clerk, marked and designated as California Code of Regulations Title 24, Part 12, '2019 California Referenced Standards Code' as published by the International Code Council for the California Building Standards Commission are adopted by reference as the Referenced Standards Code for the City of Merced."

SECTION 16. EFFECTIVE DATE. This Ordinance shall be in full force and effect thirty (30) days after its adoption.

SECTION 17. SEVERABILITY. If any section, subsection, subdivision, sentence, clause, phrase, or portion of this Ordinance, is for any reason held to be invalid or unconstitutional by the decision of any court of competent jurisdiction, such decision shall not affect the validity of the remaining portions of this Ordinance. The City Council hereby declares that it would have adopted this Ordinance, and each section, subsection, subdivision, sentence, clause, phrase, or portion thereof, irrespective of the fact that any one or more sections, subsections, subdivisions, sentences, clauses, phrases, or portions thereof be declared invalid or unconstitutional.

SECTION 18. PUBLICATION. The City Clerk is directed to cause a summary of this Ordinance to be published in the official newspaper at least once within fifteen (15) days after its adoption showing the vote thereon.

///

///

///

The foregoing Ordinance was introduced at a regular meeting of the City Council of the City of Merced on the ____ day of _____, 2019, and was passed and adopted at a regular meeting of said City Council held on the ____ day of _____, 2019, by the following called vote:

AYES: **Council Members:**

NOES: **Council Members:**

ABSTAIN: **Council Members:**

ABSENT: **Council Members:**

APPROVED:

_____
Mayor

ATTEST:
STEVE CARRIGAN, CITY CLERK

BY:_____
Assistant/Deputy City Clerk

(SEAL)

APPROVED AS TO FORM:

BY: Phaedra A Norton 9-20-19
City Attorney **Date**

X:\Ordinances\2019\Inspection Services\Adopting Building Code.docx

ORDINANCE NO. _____

AN ORDINANCE OF THE CITY COUNCIL OF THE CITY OF MERCED, CALIFORNIA, AMENDING CHAPTER 17.32, "FIRE PREVENTION CODE," OF THE MERCED MUNICIPAL CODE

THE CITY COUNCIL OF THE CITY OF MERCED MAKES THE FOLLOWING FINDINGS:

WHEREAS, California Health & Safety Code Section 18938(c) provides that the building standards contained in the 2019 Edition of the California Fire Code, by the International Code Council shall apply to all occupancies throughout the state and shall become effective 180 days after publication in the California Buildings Standards Code by the California Building Standards Commission; and

WHEREAS, California Health & Safety Code Section 17958.7 provides that if a city makes an express finding that modifications or changes are reasonably necessary because of local climatic, geological, or topographical conditions, a city may establish more restrictive building standards. Findings of local conditions must be filed with the California Building Standards Commission to become effective; and

WHEREAS, the City Council of the City of Merced has previously adopted the California Fire Code, 2016 Edition, including the appendix which was published by the International Code Council, with certain amendments as the Fire Code of the City; and

WHEREAS, after due consideration, the City Council of the City of Merced hereby finds that it desires to adopt the California Fire Code, 2019 Edition, as the City's Fire Code, with certain amendments to provide further safety protections to the citizens of the City of Merced; and

WHEREAS, the City Council of the City of Merced finds that certain local climatic factors require certain amendments to the California Fire Code, 2019 Edition. During winter months, the San Joaquin Valley experiences thick fog that is a danger to emergency personnel responding to fires and other emergencies and significantly delays response time of emergency vehicles beyond the normal response time. Fire engines and trucks must greatly reduce their speed in the fog to

compensate for appropriate breaking distances because of the weight of the vehicles; and

WHEREAS, the City Council of the City of Merced finds that certain local geological factors require certain amendments to the "California Fire Code, 2019 Edition." Merced County is located within an area with potential seismic activity. After a large seismic event, the potential for multiple fires occurring simultaneously will tax available firefighting resources. Built-in fire protection will assist in extinguishing or controlling fires in larger structures, which will increase the availability of firefighting resources after seismic activity; and

WHEREAS, The City Council of the City of Merced finds that certain local topographical factors require certain amendments to the California Fire Code, 2019 Edition." The City of Merced, to a great extent, lies on a level plain; as a result, heavy rains have historically caused flooding throughout the City, which has caused and can cause delays for emergency response, or in some situations, make it extremely difficult for responders to access certain areas of the City. Flooding is both a climatic and topographic problem. In addition, two major railroad lines crossing through the City have in the past. been responsible and will continue to be responsible for creating delays for emergency vehicles by blocking emergency routes.

THE CITY COUNCIL OF THE CITY OF MERCED DOES ORDAIN AS FOLLOWS:

SECTION 1. AMENDMENT TO CODE. Chapter 17.32, "Fire Prevention Code," of the Merced Municipal Code is hereby amended to read as follows:

"Chapter 17.32
FIRE CODE

Section:

17.32.010	**Adoption.**
17.32.020	**Issuance of Citations by Designated Officers and Employees.**
17.32.030	**Chapter 1, Scope and Administration.**
17.32.040	**Chapter 2, Definitions.**
17.32.050	**Chapter 3, General Requirements.**

17.32.060	**Chapter 4, Emergency Planning and Preparedness.**
17.32.070	**Chapter 5, Fire Service Features.**
17.32.080	**Chapter 8, Interior Finish, Decorative Materials and Furnishings.**
17.32.090	**Chapter 9, Fire Protection Systems.**
17.32.100	**Chapter 11, Construction Requirements for Existing Buildings.**
17.32.110	**Chapter 56, Explosives and Fireworks.**
17.32.120	**Chapter 57, Flammable and Combustible Liquids.**
17.32.130	**Appendix 4, Special Detailed Requirements Based on Use and Occupancy.**
17.32.140	**Appendix B, Fire-Flow Requirements for Buildings.**
17.32.150	**Appendix BB, Fire-Flow Requirements for Buildings.**
17.32.160	**Appendix C, Fire Hydrant Locations and Distribution.**
17.32.170	**Appendix CC, Fire Hydrant Locations and Distribution.**
17.32.180	**Appendix D, Fire Apparatus Access Roads.**
17.32.190	**Appendix E, Hazard Categories.**
17.32.200	**Appendix F, Hazard Ranking.**
17.32.210	**Appendix G, Cryogenic Fluids-Weight and Volume Equivalents.**
17.32.220	**Appendix H, Hazardous Materials Management Plans and Hazardous Materials Inventory Statements.**
17.32.230	**Appendix I, Fire Protection Systems-Noncompliant Conditions.**
17.32.240	**Appendix J, Building Information Sign.**
17.32.250	**Appendix L, Requirements for Fire Fighter Air Replenishment Systems.**
17.32.260	**Appendix N, Temporary Haunted Houses, Ghost Walks and Similar Amusements.**

17.32.010 Adoption.

Subject to the particular additions, deletions, and amendments herein set forth in this Chapter, three (3) certified *copies of which are on file in the Office of the City Clerk, the rules, regulations, provisions, and conditions* set forth in that certain code entitled International Fire Code, 2018 Edition, the California Fire Code, 2019 Edition, including appendices Chapter 4, and Appendices B, BB, C, CC, D, E, F, G, H, I, L and N as published by the International Code Council, is adopted and shall be designated, known, and referred to as the International Fire Code, and the California Fire Code of and for the City of Merced.

17.32.020 Issuance of Citations by Designated Officers and Employees.

Officers or employees of the City of Merced Fire Department, as designated by the Fire Chief, who have the discretionary duty to enforce a statute or ordinance may, pursuant to Section 836.5 of the Penal Code of the State of California and subject to the provisions hereof, arrest a person without a warrant whenever any such officer or employee has reasonable cause to believe that the person to be arrested has committed a misdemeanor in the officer's or employee's presence which s/he has the discretionary duty to enforce, and to issue a notice to appear and release such person on his or her written promise to appear in court pursuant to Chapter 5C, Citations for Misdemeanors, of the Penal Code of the State of California (commencing with Section 853.6).

17.32.030 Chapter 1, Scope and Administration.

Chapter 1 as set forth in the California Fire Code, 2019 Edition, is adopted in its entirety except as amended herein.

A. Section 102.7, Chapter 1 of the California Fire Code, 2019 Edition, is amended to read as follows:

Section 102.7. **Referenced codes and standards.** The codes and standards referenced in the Code shall be those that are listed in Chapter 80 of the California Fire Code, 2019 Edition, and such codes and standards shall be considered part of the requirements of this Code to the prescribed extent of each such reference, and as further regulated in Section 102.7.1.

B. Section 102.7.1, Chapter 1 of the California Fire Code, 2019 Edition, is amended to read as follows:

102.7.1 **Conflicts**. Where conflicts occur between the provisions of this Code and the referenced codes and standards, the provisions of this Code shall apply.

C. Section 102.8, Chapter 1 of the California Fire Code, 2019 Edition, is amended to read as follows:

Section 102.8. **Subjects not regulated by this Code**. Where no applicable standards or requirements are set forth in this code, or contained within other laws, codes, regulations, ordinances or bylaws adopted by the jurisdiction, compliance with applicable standards of the National Fire Protection Association or other nationally recognized fire safety standards as are approved shall be deemed as prima facie evidence of compliance with the intent of this Code.

Nothing herein shall derogate from the authority of the Fire Chief to determine compliance with codes or standards for those activities or installations within the Fire Chief's jurisdiction or responsibility.

In instances where a new product or process for use or where alternative materials or methods are being proposed, the Fire Chief may require that the product or process be evaluated by the International Code Council

Evaluation Service (ICC-ES). All tests required as evidence for compliance shall be at no cost to the City. EXCEPTION: Recognized standards shall not include any standard that attempts to regulate local authority as to minimum daily staffing levels and incident response levels. These standards include, but are not limited to NFPA 1710 & 1720.

D. Sections 104.10 and 104.10.1, Chapter 1 of the California Fire Code, 2019 Edition, are amended to read as follows:

Section 104.10. **Fire Investigations.** The Fire Chief, Fire Chief Officers and members of the fire investigation team who have been designated by the Fire Chief shall have the powers of a police officer in performing their duties under this Code.

Section 104.10.1. **Assistance from other Agencies.** Police and other enforcement agencies shall have authority to render necessary assistance in the investigation of fires when requested to do so.

E. Section 105.2.2, Chapter 1 of the California Fire Code, 2019 Edition, is amended to read as follows:

Section 105.2.2 **Inspection authorized**. Before a new operational permit is approved, the Fire Code Official shall inspect the receptacles, vehicles, buildings, devices, premises, storage spaces, or areas to be used to determine compliance with this Code or any operational constraints required. In instances where laws, rules, regulations, provisions, or conditions are enforceable by departments or organizations other than the Fire Department, joint approval shall be obtained from the departments or organizations.

F. Section 105.4.2, Chapter 1 of the California Fire Code, 2019 Edition, is amended to add Section 105.4.2.2:

Section 105.4.2.2. **Information on construction detail page.** A construction 'detail' page for all Group A, B, E, F-1, H, I, L, M, R-1, R-2, R-2.1, R-3.1, R-4, S-1, S-2, and all other buildings 5,000 square feet or greater in area shall be submitted and approved by the Chief Building Official or designee prior to permit issuance. The 'detail' page shall be an 8 ½" x 11" document and an electronically submitted "detail" page for emergency responder data files. The 'detail' page shall include a site plan showing:

a. Property, site layout

b. Roads, fire access lanes, and building access points

c. Premises Identification (address, building identification, suites, room numbers, etc.)

d. Hydrants and FDC locations

e. Knox product locations

f. Fire alarm control locations

g. Fire riser locations

h. Hose valve locations

i. 'Main Electrical' and 'Main Gas Disconnect' locations

j. Hazardous materials storage

Exception: Occupancy Group R-3 One and Two Family Dwellings.

G. Section 105.6, Chapter 1 of the California Fire Code, 2019 Edition, is amended to read as follows:

Section 105.6. **Required Operational Permit.** The Fire Chief is authorized to issue operational permits for the operations set forth in Sections 105.6.1 through 105.6.51.2 of the California Fire Code. Before a permit is issued, the Fire Chief or his authorized representative(s) shall inspect and approve the receptacles, vehicles, building devices, premises, storage spaces or areas to be used.

In instances where laws or regulations are enforceable by departments other than the Fire Department, joint approval shall be obtained from all necessary departments. Permits shall be valid for a one (1) year period and shall be amended any time there is a known addition of a permitted operation.

H. Section 105.6.27, Chapter 1 of the California Fire Code, 2019 Edition, is amended to add the following:

Section 105.6.27. **LP-gas.**

1. Storage and Use of LP-gas. Distributors shall not fill an LP-gas container for which a permit is required unless the fire code official has issued a permit for installation for that location.

EXCEPTIONS:

1. Containers not exceeding five (5) gallon water capacity, used for 'barbecue' cooking, when used and stored outside of buildings.

2. Approved containers not exceeding sixteen and four-tenths (16.4) ounces when displayed for sale in mercantile occupancies.

3. Factory installed containers for recreational vehicles not exceeding ten (10) gallon water capacity.

4. Factory installed tanks that are permanently attached to recreational vehicles.

I. Section 105.6.51, Chapter 1 of the California Fire Code, 2019 Edition, is amended to add Sections 105.6.51.1 and 105.6.51.2:

105.6.51.1 **Fire extinguishers.** Placement of fire extinguishers inside apartment complexes

105.6.51.2 **Wrecking Yard.** A permit is required to operate a wrecking yard.

J. Section 106, Chapter 1 of the California Fire Code, 2019 Edition, is amended to add Sections 106.6:

106.6. **Inspection Fee.** Where an inspection is required by the provisions of this Code or any other purpose as required by the Fire Chief, the department shall charge an inspection fee. This fee shall be in addition to any fire permit charges and any other fees required by this Code. Inspection fees shall be adopted by Resolution of the City Council.

K. Section 106, Chapter 1 of the California Fire Code, 2019 Edition, is amended to add Section 106.7:

106.7. **Fire Watch/Stand-by Fee.** Where a fire watch or standby is required by the provisions of this Code or any other purpose as required by the Fire Chief, the department shall charge a service fee. Service fees shall be adopted by Resolution of the City Council.

L. Section 106, Chapter 1 of the California Fire Code, 2019 Edition, is amended to added Section 106.8:

106.8. **False alarms.** The owner and occupants of any premises, which generates more than two (2) false alarms in any calendar year will be required to pay response costs for any and all false alarms for the third (3rd) and

any subsequent false alarm in that time frame. Fees for false alarms shall be adopted by Resolution of the City Council.

M. Section 106, Chapter 1 of the California Fire Code, 2019 Edition, is amended to add Section 106.9:

106.9. **Permit fees**. An inspection fee for permits required by Sections 105.6.1 through 105.6.51.2 shall be paid prior to the issuance of the permit and prior to all subsequent renewals. Inspection and permit fees shall be adopted by Resolution of the City Council.

N. Section 106, Chapter 1 of the California Fire Code, 2019 Edition, is amended to add Section 106.10:

106.10. **Charge for fire suppression**. Any person who, after written notification by the Fire Chief causes, permits or allows the existence of a fire hazard or hazards as defined by this Code or any person who negligently, or in violation of the law, sets a fire, allows a fire to be set, or allows a fire kindled or attended by him or her to escape onto any public or private property is liable for the expense of fighting the fire. These expenses shall include, but not be limited to, all costs for suppression, rescue or emergency medical services, or investigation. The Fire Chief or his authorized representative shall determine whether said fire hazard caused, or contributed to the spread of the fire. Each applicable expense rate shall be adopted by Resolution of the City Council or, if no rate is established, the expense rate shall be the actual cost of the product or service.

O. Section 107.2, Chapter 1 of the California Fire Code, 2019 Edition, is amended to read as follows:

Section 107.2. **Inspections**. The Fire Chief or designated representative(s) is authorized to conduct such inspections as are deemed necessary to determine the extent of compliance with the provisions of this code and

to approve reports of inspections by approved agencies or individuals. All reports of such inspections shall be prepared and submitted in writing for review and approval. A responsible officer(s) designated by the Fire Chief of such approved agency or by the responsible individual shall certify inspection reports. The Fire Chief is authorized to engage such expert opinion as deemed necessary to report upon unusual, detailed or complex technical issues subject to the approval of the City Council of the City of Merced

The Fire Chief and assigned representatives are authorized to inspect, as often as may be necessary, buildings and premises, including such other hazards or appliances as the Fire Chief may designate for the purpose of ascertaining and causing to be corrected any condition which would reasonably tend to cause fire or contribute to its spread, or any violation of the purpose or provisions of this code and of any other law or standard affecting fire safety.

P. Section 109.1, Chapter 1 of the California Fire Code, 2019 Edition, is amended to read as follows:

Section 109.1. **Board of appeals established**. In order to hear and decide appeals of orders, decisions or determinations made by the Fire Chief relative to the application and interpretation of this Code, a Board of Appeals is hereby created. The City of Merced Building and Housing Board of Appeals, whose members are qualified by experience and training, is appointed to determine the suitability of alternate materials and types of construction and to provide for reasonable interpretation of the provisions of this Code. The Fire Chief shall be an ex officio member of the board. The board shall adopt reasonable rules and regulations for conducting its investigations and shall render decisions and findings in writing to the Fire Chief, with a duplicate copy to the appellant.

Q. Sections 110.4 and 110.4.1 Chapter 1 of the California Fire Code, 2019 Edition, are amended to read as follows:

110.4. **Violation penalties.** Persons who shall violate a provision of this Code or shall fail to comply with any of the requirements thereof or who shall erect, install, alter, repair or do work in violation of the approved construction documents or directive of the Fire Code Official, or of a permit or certificate used under provisions of this Code, in addition to any and all other administrative or civil action, proceeding, or remendy, shall be guilty of a misdemeanor, subject to punishment in accordance with Chapter 1.12 of the Merced Municipal Code.

Section 110.4.1. **Abatement of violation.**

(a) In addition to the imposition of the penalties herein described, the Fire Chief is authorized to institute appropriate action to prevent unlawful construction or to restrain, correct or abate a violation; or to prevent illegal occupancy of a structure or premises; or to stop an illegal act, conduct of business or occupancy of a structure on or about any premises.

(b) **Fire hazard.** Any person(s) operating or maintaining any occupancy, premises or vehicle subject to this code who shall cause any fire hazard to exist on premises under his/her control or who shall fail to take immediate action to abate a fire hazard when ordered or notified to do so by the Fire Chief or his duly authorized representative shall be guilty of a misdemeanor.

17.32.40 Chapter 2, Definitions.

A. Chapter 2 as set forth in the California Fire Code, 2019 Edition, is adopted in its entirety except as amended herein.

B. Section 202, Chapter 2 of the California Fire Code, 2019 Edition, is amended to add general definitions:

'False alarm' - is the deliberate reporting of an alarm for which no such fire or emergency actually exists and shall also mean the deliberate or accidental transmission of alarm signal, either silent or audible, prompting a response to be made by the Fire Department when an emergency situation for which the alarm system was intended does not exist.

17.32.050 Chapter 3, General Requirements.

A. Chapter 3 as set forth in the California Fire Code, 2019 Edition, is adopted in its entirety except as amended herein.

B. Section 308, Chapter 3 of the California Fire Code, 2019 Edition, is amended to add Section 308.1.6.3:

308.1.6.3 **Sky lanterns**. A person shall not release or cause to be released an untethered sky lantern.

C. Section 315, Chapter 3 of the California Fire Code, 2019 Edition, is amended to add Section 315.7:

Section 315.7 **Requirements for Outdoor Storage of Pallets.**

1. Open yards required by the California Building Code shall be maintained around structures. CFC 2803.1 (Yard – An open space, other than a court, unobstructed from the ground to the sky, except where specifically provided by the

California Building Code, on the lot on which a building is situated.) CFC Definitions Section 202.

2. Piles shall be a minimum of 25 feet from a structure.

3. Piles shall not be located within 10 feet of a property line.

4. The maximum dimensions of a pile shall not exceed 20 feet x 70 feet.

5. Pile height shall not exceed 20 feet.

6. There shall be 10 feet of aisle ways between piles.

7. Piles shall be placed in grids not to exceed 140 feet by 150 feet.

8. Each grid shall be separated by an approved fire apparatus access road.

9. Permanent pallet storage areas shall be surrounded with an approved fence. Fences shall be a minimum of six (6) feet in height.

10. Adequate water supply, as required by the fire department, shall be provided for fire suppression needs.

11. Note: Pallets shall not obstruct fire apparatus access roads or fire apparatus access to water supplies (fire hydrants, etc.)

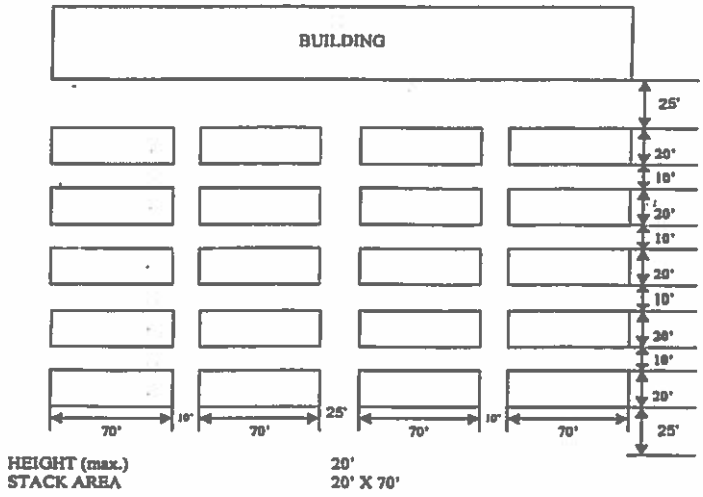

17.32.060 Chapter 4, Emergency Planning and Preparedness.

A. Chapter 4 as set forth in the California Fire Code, 2019 Edition, is adopted in its entirety except as amended herein.

B. Section 403, Chapter 4 of the California Fire Code, 2019 Edition, is amended to add Section 403.11.6:

Section 403.11.6. **Group S Occupancies greater than 100,000 square feet.** An approved fire safety and evacuation plan in accordance with Section 404 shall be prepared and maintained for buildings greater than 100,000 square feet in aggregate floor area.

17.32.070 Chapter 5, Fire Service Features.

Chapter 5 as set forth in the California Fire Code, 2019 Edition, is adopted in its entirety except as amended herein.

A. Section 503.2, Chapter 5 of the California Fire Code, 2019 Edition, is amended to read as follows:

503.2 **Specifications.** Fire apparatus access roads shall be installed and arranged in accordance with Sections 503.2.1 through 503.2.8.

(a) Roads. Required access roads from every building to a public street shall be all-weather hard-surfaced (suitable for use by fire apparatus) right-of-way not less than 22 feet in width as measured from the face of the curb. Such right-of-way shall be unobstructed and maintained only as access to the public street.

B. Section 503.2.1, Chapter 5 of the California Fire Code, 2019 Edition, is amended to read as follows:

503.2.1 **Dimensions**. Fire apparatus access roads shall have an unobstructed width of not less than 22 feet as measured from the face of the curb, exclusive of shoulders, except for approved security gates in accordance with Section 503.6, and an unobstructed vertical clearance of not less than 13 feet 6 inches.

(a) Where new or remodeled building(s) or premises are provided with automatic security gates, the following methods of entry shall be required: Key switch. The key switch shall be keyed the same as the City of Merced approved master key (Knox); and, Radio Operated controller (Click2Enter or other approved equipment).

(b) When Fire Department access is blocked due to a non-automatic gate, any locking devices used on such gate shall be operable with an approved key box access key.

C. Section 507.5.4, Chapter 5 of the California Fire Code, 2019 Edition, is amended to read as follows:
507.5.4 **Obstruction**. Unobstructed access to fire hydrants shall be maintained at all times. The Fire Department shall not be deterred or hindered from

gaining immediate access to fire protection equipment or fire hydrants.

Where fire hydrants and/or Fire Department connections are installed in inconspicuous locations, the Fire Code Official may require hydrant locations to be identified by the installation of blue reflective markers and the location of the Fire Department connections to be identified by green reflective markers.

17.32.080 Chapter 8, Interior Finish, Decorative Materials and Furnishings.

Chapter 8 as set forth in the California Fire Code, 2019 Edition, is adopted in its entirety without amendments.

17.32.090 Chapter 9, Fire Protection Systems.

Chapter 9, as set forth in the California Fire Code, 2019 Edition, is adopted in its entirety except as amended herein.

A. Section 901.6.2, Chapter 9 of the California Fire Code, 2019 Edition, is adopted in its entirety except as amended herein:

901.6.3 **System Records**. All contractors who service, test, install, and/or maintain fire protection systems within the City are required to enroll and utilize the approved single-point repository to file the records of all system inspections, tests and maintenance required by the referenced standards. The approved repository service shall be maintained and provided to the Fire Code Official through a third party inspection reporting system. Fees, as applicable, will be paid directly from the contractor to the single-point repository vendor.

B. Section 903.1, Chapter 9 of the California Fire Code, 2019 Edition, is amended to add Section 903.1.2:

903.1.2. **Determination of Building Area**. For purposes of determining building area for automatic fire sprinkler system requirements, the following criteria shall be used:

1. Area or occupancy separation walls will not be allowed to reduce the overall square footage in an area of a building in order to circumvent the requirements for an automatic sprinkler system.

Exceptions:

a. Party walls located on a lot-line between two buildings in accordance with California Building Code, Section 706.

b. Firewalls without openings installed in accordance with California Building Code, Section 706 and with specific fire wall requirements in Section 903.2 of this Code based on occupancy.

2. Determination of building area for combustible construction shall be measured to the building perimeter roof drip line, including architectural features, such as, but not limited to, mansards, towers, porte cocheres, etc., with the exception of 44" maximum depth roof eaves. For non-combustible construction, building area shall include all perimeter roof areas exceeding 44" that are required by NFPA 13 to have fire sprinkler protection under the projection. The area of open shafts or courts need not be included in calculating floor area. When multiple buildings are considered as one building per California Building Code, the combined floor areas shall be used to determine the automatic fire sprinkler requirements.

C. Section 903.1, Chapter 9 of the California Fire Code, 2019 Edition, is amended to add Section 903.1.3:

903.1.3. **Applicability to Existing Buildings**. For existing buildings, an automatic fire extinguishing system shall be installed in those circumstances described in this subsection. Installation requirements shall be as set forth for new buildings by Sections 903.2.1 through 903.2.19.1.2.

1. Building Additions. When additions exceed 25% of the existing building square footage and the total proposed building area is 5,000 square feet or greater, an automatic fire sprinkler system shall be installed throughout the building. The 25% threshold shall be cumulative over the life of the building.

Exception: Building additions of non-combustible construction and non-combustible uses such as covered pedestrian walkways.

2. Change of Occupancy. In existing buildings 5,000 square feet or greater, when a Change of Occupancy, in accordance with the California Building Code is made and the proposed new occupancy is more hazardous to life and safety than the existing occupancy an automatic fire extinguishing system shall be installed throughout the building.

Exceptions:

a. If the area in which the Change of Occupancy occurs is less than 25% of the actual floor area of the existing building, the area of the new occupancy is 5,000 square feet or less, and fire sprinklers are not required based on occupancy by Section 903, and automatic fire sprinkler system is

not required for any portion of the building. The 25% limit is cumulative over the life of the building.

b. If the area in which the Change of Occupancy occurs exceeds 25%, but is less than 50% of the actual floor area of the existing building, only that portion of the building changing occupancy is required to have an automatic fire sprinkler system installed. An approved fire separation shall be required between portions of the building with fire sprinklers and those portions without.

c. If individual or cumulative Change of Occupancies exceeds 50% of the overall floor area of the existing building, then the entire building shall have an automatic fire sprinkler system installed throughout.

3. Fire Damage Repairs. An automatic fire sprinkler system shall be installed as a condition of fire damage repair building permit as follows:

a. When a fire occurs in any existing occupancy, and the building permit repair costs exceed 50% of the current building valuation, an automatic fire sprinkler system shall be installed throughout the building as required for a new building in Section 903.

b. Fire damage repair costs and building valuation shall be based on the ICC Building Valuation Tables in use by the City's Development Services Department at the time of the issuance of the fire damage repair permit.

D. Section 903.2, Chapter 9 of the 2019 California Fire Code, 2019 Edition, is hereby amended to read as follows:

903.2 **Where required**. An approved automatic fire sprinkler system is required in all new buildings and structures constructed on or after the effective date of this ordinance, notwithstanding the use and occupancy thereof, when the total floor area under one roof is five thousand (5,000) square feet or greater.

EXCEPTION:

In the case of motor vehicle fuel dispensing canopies, an approved automatic fire sprinkler system is required when the total floor area under one roof is 10,000 square feet or greater.

If the provisions of the 2019 California Fire Code Section 903.2.1 through 903.2.19 are more restrictive, then the more restrictive requirement shall apply.

E. Section 903.2.10, Chapter 9 of the California Fire Code, 2019 Edition, is amended to read as follows:

903.2.10 **Group S-2 enclosed parking garages**. An automatic sprinkler system shall be provided throughout buildings classified as enclosed parking garages in accordance with Section 406.6 of the California Building Code as follows:

1. Where the fire area of the enclosed parking garage is 5,000 square feet *or* greater; or

2. Where the enclosed parking garage is located beneath other groups.

903.3.5.3 **Fire Flow Test**. A 20% reduction shall be made to the static, residual and gallon per minute flow

calculations used for design criteria of automatic sprinkler systems.

903.3.5.4 **Fire Flow Test Expiration**. Fire flow test shall expire after six (6) months.

F. Section 903.4.1, Chapter 9 of the California Fire Code, 2019 Edition, is amended to read as follows:

903.4.1 **Monitoring**. Alarm, supervisory and trouble signals shall be distinctly different and shall be automatically transmitted to an approved and listed supervising station or, when approved by the Fire Code Official, shall sound an audible signal at a constantly attended location, including, but not limited to, alarm systems flow switches, supervised OS & Y valves and post indicator valves. Fire suppression monitoring shall include audible and visual notification to all occupants.

G. Section 903, Chapter 9 of the California Fire Code, 2019 Edition, is amended to add Section 903.7:

903.7 **Fire Control Room**. An approved fire control room shall be provided for all buildings protected by an automatic fire sprinkler or other approved system. The fire control room shall contain all system control valves, fire alarm control panels, other fire equipment, and pre-incident, hazardous material or other plans required by the Fire Code Official. Fire control rooms shall be located within the building at a location approved by the Fire Code Official and be provided with a means of access to the room directly from the exterior. The room shall be constructed of not less than 1-hour fire resistive construction. Durable signage shall be provided on the exterior side of the access door to identify the fire control room.

Exception: The Fire Code Official may waive this requirement for existing and specific buildings based on

size, configuration, use, and potential life and fire safety hazards.

H. Section 907.6.6, Chapter 9 of the California Fire Code, 2019 Edition, is amended to read as follows:

907.6.6 **Monitoring**. All required fire alarm and fire extinguishing systems shall be monitored by an approved supervising station in accordance with NFPA 72, and this section.

Exception: Monitoring by a supervising station is not required for:

1. Single- and multiple-station smoke alarms required by Section 907.2.10.

2. Group I-3 occupancies shall be monitored in accordance with Section 907.2.6.3.4.

3. Automatic sprinkler systems in one- and two-family dwellings.

17.32.100 Chapter 11, Construction Requirements for Existing Buildings.

Chapter 11 as set forth in the California Fire Code, 2019 Edition, is adopted in part as follows:

A. Section 1101, Chapter 11 of the California Fire Code, 2019 Edition, is adopted without amendment.

B. Section 1102, Chapter 11 of the California Fire Code, 2019 Edition, is adopted without amendment.

C. Section 1103.1, Chapter 11 of the California Fire Code, 2019 Edition, is adopted without amendment.

D. Section 1103.2, Chapter 11 of the California Fire Code, 2019 Edition, is adopted without amendment.

E. Section 1103.3, Chapter 11 of the California Fire Code, 2019 Edition, is adopted without amendment.

F. Section 1103.4, Chapter 11 of the California Fire Code, 2019 Edition, is adopted without amendment.

G. Section 1103.5, Chapter 11 of the California Fire Code, 2019 Edition, is adopted without amendment.

H. Section 1103.6, Chapter 11 of the California Fire Code, 2019 Edition, is adopted without amendment.

I. Section 1103.7, Chapter 11 of the California Fire Code, 2019 Edition, is adopted without amendment.

J. Section 1103.8, Chapter 11 of the California Fire Code, 2019 Edition, is adopted without amendment.

K. Section 1103.9, Chapter 11 of the California Fire Code, 2019 Edition, is adopted without amendment.

L. Section 1104.3, Chapter 11 of the California Fire Code, 2019 Edition, is adopted without amendment.

M. Section 1104.4, Chapter 11 of the California Fire Code, 2019 Edition, is adopted without amendment.

N. Section 1104.5, Chapter 11 of the California Fire Code, 2019 Edition, is adopted without amendment.

O. Section 1104.6, Chapter 11 of the California Fire Code, 2019 Edition, is adopted without amendment.

P. Section 1104.7, Chapter 11 of the California Fire Code, 2019 Edition, is adopted without amendment.

Q. Section 1104.8, Chapter 11 of the California Fire Code, 2019 Edition, is adopted without amendment.

R. Section 1104.10, Chapter 11 of the California Fire Code, 2019 Edition, is adopted without amendment.

S. Section 1104.13, Chapter 11 of the California Fire Code, 2019 Edition, is adopted without amendment.

T. Section 1104.14, Chapter 11 of the California Fire Code, 2019 Edition, is adopted without amendment.

U. Section 1104.15, Chapter 11 of the California Fire Code, 2019 Edition, is adopted without amendment.

V. Section 1104.16, Chapter 11 of the California Fire Code, 2019 Edition, is adopted without amendment.

W. Section 1104.18, Chapter 11 of the California Fire Code, 2019 Edition, is adopted without amendment.

X. Section 1104.19, Chapter 11 of the California Fire Code, 2019 Edition, is adopted without amendment.

Y. Section 1104.20, Chapter 11 of the California Fire Code, 2019 Edition, is adopted without amendment.

Z. Section 1104.23, Chapter 11 of the California Fire Code, 2019 Edition, is adopted without amendment.

17.32.110 Chapter 56, Explosives and Fireworks.

A. Section 5608.2 of the California Fire Code, 2019 Edition, is amended to read as follows:

Section 5608.2 **Fireworks Prohibited Except as authorized by Chapter 8.22 of the Merced Municipal Code.** The use and sale of 'safe and sane' fireworks for public display shall be permitted within the city, in accordance with the rules and regulations set forth in Chapter 8.22 of the Merced Municipal Code. It is unlawful for any person to possess, store, to offer for sale, sell at retail or use or explode any fireworks except

as provided in Chapter 8.22 of the Merced Municipal Code.

17.32.120 Chapter 57, Flammable and Combustible Liquids.

A. Section 5704.2.9.6.1, Chapter 57 of the California Fire Code, 2019 Edition, is hereby amended to read as follows:

5704.2.9.6.1 **Locations where above-ground tanks are prohibited.** Storage of Class I and II Liquids in above-ground tanks outside of buildings is prohibited, with the exception of protected tanks designed, installed and maintained in accordance with the 2019 California Fire Code. The provisions of this section shall not apply to facilities for the production, generation, or transmission of electric energy that provide power to entities furnishing retail electrical services to facilities within the City of Merced.
Exception: Listed generators for emergency/standby power.

B. Section 5704.2.9, Chapter 57 of the California Fire Code, 2019 Edition, is hereby amended to add Section 5704.2.9.8:

5704.2.9.8 **Maintenance of protected above ground tanks.** Protected aboveground tanks and connected piping shall be maintained in a safe operating condition. Protected aboveground tanks shall be maintained in accordance with their listings.

Damage to protected aboveground tanks shall be repaired using material having equal or greater strength and fire resistance or the protected aboveground tank shall be replaced or taken out of service.

C. Section 5704.3.4.2, Chapter 57 of the California Fire Code, 2019 Edition, is hereby amended to add subsection 7.1:

7.1 Manufacture of biodiesel in residential occupancies. The manufacture and storage of biodiesel is prohibited in Residential Occupancies and in U Occupancies associated with Residential Occupancies.

D. Section 5704.3.4.2, Chapter 57 of the California Fire Code, 2019 Edition, is hereby amended by adding subsection 7.2:

7.2 Manufacture of ethanol in residential occupancies. The manufacture and storage of ethanol is prohibited in Residential Occupancies and in U Occupancies associated with Residential Occupancies.

E. Section 5705.3.3, Chapter 57 of the California Fire Code, 2019 Edition, is hereby amended to read as follows:

5705.3.3 **Heating, lighting, and cooking appliances.** Heating, lighting, and cooking appliances that utilize Class I, II and III liquids shall not be operated within a building or structure.

17.32.130 Appendix 4, Special Detailed Requirements Based on Use and Occupancy.

Appendix 4 as set forth in the California Fire Code, 2019 Edition, is adopted in its entirety without amendments.

17.32.140 Appendix B, Fire-Flow Requirements for Buildings.

Appendix B as set forth in the California Fire Code, 2019 Edition, is adopted in its entirety without amendments.

17.32.150 Appendix BB, Fire-Flow Requirements for Buildings.

Appendix BB as set forth in the California Fire Code, 2019 Edition, is adopted in its entirety without amendments.

17.32.160 Appendix C, Fire Hydrant Locations and Distribution.

Appendix C as set forth in the California Fire Code, 2019 Edition, is adopted in its entirety without amendments.

17.32.170 Appendix CC, Fire Hydrant Locations and Distribution.

Appendix CC as set forth in the California Fire Code, 2019 Edition, is adopted in its entirety without amendments.

17.32.180 Appendix D, Fire Apparatus Access Roads.

Appendix D as set forth in the California Fire Code, 2019 Edition, is adopted in its entirety except as amended herein.

A. Table D103.4, Appendix D of the California Fire Code, 2019 Edition, is amended to read as follows:

Table D103.4 – REQUIREMENTS FOR DEAD-END FIRE APPARATUS ACCESS ROADS

LENGTH (feet)	WIDTH (feet)	TURNAROUNDS REQUIRED
0—150	22	None required

151—500	22	120-foot Hammerhead, 60-foot "Y" or 96-foot-diameter cul-de-sac in accordance with Figure Dl03.1
501—750	26	120-foot Hammerhead, 60-foot "Y" or 96-foot-diameter cul-de-sac in accordance with Figure D103.1
Over 750	Special approval required	

B. Section Dl03.5, Appendix D of the California Fire Code, 2019 Edition, is amended to read as follows:

D103.5 **Fire apparatus access road gates**. Gates securing the fire apparatus access roads shall comply with all of the following criteria:

1. The minimum gate width shall be 22 feet (6096 mm).

2. Gates shall be of the swinging or sliding type.

3. Construction of gates shall be of materials that allow manual operation by one person.

4. Gate components shall be maintained in an operative condition at all times and replaced or repaired when defective.

5. Electric gates shall be equipped with a means of opening the gate by fire department personnel for emergency access. Emergency opening devices shall be approved by the Fire Code Official.

6. Manual opening gates shall not be locked with a padlock or chain and padlock unless they are capable of being opened by means of forcible

entry tools or when a KNOX padlock is installed at the gate location.

7. Locking device specifications shall be submitted for approval by the Fire Code Official.

8. Electric gate operators, where provided, shall be listed in accordance with UL 325.

9. Gates intended for automatic operation shall be designed, constructed and installed to comply with the requirements of ASTM F 2200.

C. Figure D103.1, Appendix D of the California Fire Code, 2019 Edition, is amended to read as follows:

Figure D103.1 – **DEAD-END FIRE APPARATUS ACCESS ROAD TURNAROUND**

1. 96-Foot diameter cul-de-sac measured at flow line to flow line; Typical radius 33' *inside and 47' outside.*

2. 60-Foot "Y"- Minimum road width 22'; Typical radius 33' *inside and 47' outside.*

3. Minimum clearance around a fire hydrant—Minimum road width 22'.

4. 120-Foot Hammerhead—Minimum road width 22'; Typical radius 33' *inside and 47' outside.*

5. Acceptable Alternative to 120-Foot Hammerhead—Minimum road width 22'; Typical radius 33' *inside and 47' outside.*

D. Section D103.6.1, Appendix D of the California Fire Code, 2019 Edition, is amended to read as follows:

D103.6.1 **Roads 22 to 26 feet in width**. Fire apparatus access roads 22 to 26 feet wide shall be posted on both sides as a fire lane.

E. Section D104 as set forth in the California Fire Code, 2019 Edition, is adopted in its entirety without amendments.

F. Section D105 as set forth in the California Fire Code, 2019 Edition, is adopted in its entirety without amendments.

G. Section D106 as set forth in the California Fire Code, 2019 Edition, is adopted in its entirety without amendments.

H. Section D107 as set forth in the California Fire Code, 2019 Edition, is adopted in its entirety without amendments.

NOTE; Refer to Fire Prevention Policy FPG-01 for examples of fire apparatus access roads.

17.32.190 Appendix E, Hazard Categories.

Appendix E as set forth in the California Fire Code, 2019 Edition, is adopted in its entirety without amendments.

17.32.200 Appendix F, Hazard Ranking.

Appendix F as set forth in the California Fire Code, 2019 Edition, is adopted in its entirety without amendments.

17.32.210 Appendix G, Cryogenic Fluids-Weight and Volume Equivalents.

Appendix G as set forth in the California Fire Code, 2019 Edition, is adopted in its entirety without amendments.

17.32.220 Appendix H, Hazardous Materials Management Plans and Hazardous Materials Inventory Statements.

Appendix H as set forth in the California Fire Code, 2019 Edition, is adopted in its entirety without amendments.

17.32.230 Appendix I, Fire Protection Systems-Noncompliant Conditions.

Appendix I as set forth in the California Fire Code, 2019 Edition, is adopted in its entirety without amendments.

17.32.240 Appendix J, Building Sign Information.

Appendix J as set forth in the California Fire Code, 2019 Edition, is adopted in its entirety without amendments.

17.32.250 Appendix L, Requirements for Fire Fighter Air Replenishment Systems.

Appendix L as set forth in the California Fire Code, 2019 Edition, is adopted in its entirety without amendments.

17.32.260 Appendix N – Temporary Haunted Houses, Ghost Walks, and Similar Amusements.

Appendix N as set forth in the California Fire Code, 2019 Edition, is adopted in its entirety without amendments."

SECTION 2. EFFECTIVE DATE. This Ordinance shall be in full force and effect thirty (30) days after its adoption.

SECTION 3. SEVERABILITY. If any section, subsection, subdivision, sentence, clause, phrase, or portion of this Ordinance, is for any reason held to be invalid or unconstitutional by the decision of any court of competent jurisdiction, such decision shall not affect the validity of the remaining portions of this Ordinance. The City Council hereby declares that it would have adopted this Ordinance, and each section, subsection, subdivision, sentence, clause, phrase, or portion thereof, irrespective of the fact that any one or more sections, subsections, subdivisions, sentences, clauses, phrases, or portions thereof be declared invalid or unconstitutional.

SECTION 4. PUBLICATION. The City Clerk is directed to cause a summary of this Ordinance to be published in the official newspaper at least once within fifteen (15) days after its adoption showing the vote thereon.

The foregoing Ordinance was introduced at a regular meeting of the City Council of the City of Merced on the ____ day of _____, 2019, and was passed and adopted at a regular meeting of said City Council held on the ____ day of _____, 2019, by the following called vote:

AYES: Council Members:

NOES: Council Members:

ABSTAIN: Council Members:

ABSENT: Council Members:

APPROVED:

_____
Mayor

ATTEST:
STEVE CARRIGAN, CITY CLERK

BY:_____
Assistant/Deputy City Clerk

(SEAL)

APPROVED AS TO FORM:

[signature] 10-14-19
City Attorney Date

X:\Ordinances\2019\Fire\Fire Code Update - 2019 Edition.docx

ADMINISTRATIVE REPORT

Agenda Item J.1. Meeting Date: 11/18/2019

Report Prepared by: Julie Nelson, Associate Planner, Development Services Department

SUBJECT: Public Hearing Regarding Vacation No. 19-02 for the Adoption of Resolution Ordering the Vacation of a 20-Foot Wide Temporary Access Easement Located on Lot 137 within the Summer Creek Subdivision, Generally Located East of McKee Road at Silverstone Drive

REPORT IN BRIEF

This report provides information regarding the vacation of a 20-foot wide temporary access easement located on Lot 137 within the Summer Creek Subdivision generally located west of McKee Road at Silverstone Drive.

RECOMMENDATION

City Council - Adopt a motion adopting **Resolution 2019-72**, a Resolution of the City Council of the City of Merced, California ordering the vacation of a 20-foot-wide temporary emergency access easement on Lot 137 within Summer Creek, Phase Two Subdivision (Vacation #19-02).

ALTERNATIVES

1. Approve as recommended by staff; or,
2. Approve, subject to modifications by the City Council; or,
3. Deny; or,
4. Refer back to staff for reconsideration of specific items (specific items to be addressed in the motion); or,
5. Continue to a future meeting (date and time to be specified in motion).

AUTHORITY

Section 8335 of the Streets and Highways Code authorizes the City Council to vacate a right-of-way or easement by adopting a resolution of vacation. Section 8336 of that Code requires the City Clerk to record a certified copy of the resolution of vacation. Additionally, City of Merced Administrative Policy A-6 provides direction to staff for processing vacation requests, and City Resolution 76-80 establishes a policy concerning costs associated with the vacation.

CITY COUNCIL PRIORITIES

Not applicable.

DISCUSSION

Bright Development is requesting the Vacation/Abandonment of the 20-foot-wide temporary access along the northwest property line of Lot 137 within the Summer Creek, Phase 2 Subdivision (see

Location Map at Attachment 1).

The 20-foot wide temporary access easement was required as a condition of approval of the Tentative Subdivision map for the Summer Creek Subdivision in 2003. At that time, the area to the north of this subdivision had not been developed and emergency access to the site was limited to one access point off McKee Road at Silverstone Drive. The Emergency Vehicle Access (EVA) was required to allow connection of Mariner Way to Oak Creek Way until the full development of all the streets within the Moraga and Summer Creek Subdivisions was completed. Since the streets have been constructed, providing complete circulation throughout both subdivisions and connecting the Summer Creek Subdivision to the Moraga Subdivision and providing a secondary access to Via Moraga and Yosemite Avenue, the temporary EVA is no longer needed. The legal description and map of the vacation area are provided at Attachment 2.

On March 18, 2019, the City Council approved the vacation of the 20-foot-wide Temporary Emergency Vehicle Access Easement on Lot 130. This easement abutted the easement on Lot 137 and provided access to Mariner Way. When this easement was vacated, the applicant and City staff overlooked that need to abandon the easement on Lot 137. Because the easement on Lot 130 has been vacated, the easement on Lot 137 no longer serves a purpose. In addition, as explained above, since the street network has been constructed, there is no longer a need for a second EVA.

On June 3, 2019, the Planning Commission reviewed the requested vacation and found that the proposed vacation is consistent with the General Plan.

Recommendation

Staff recommends the City Council adopt the resolution at Attachment 3 approving the vacation of the 20-foot-wide emergency access easement on Lot 137 of the Sumer Creek, Phase 2 Subdivision.

IMPACT ON CITY RESOURCES

There would be no impact on City resources as a result of this action.

ATTACHMENTS

1. Location map
2. Vacation area
3. Draft City Council Resolution
4. Presentation


YOSEMITE AVE
VIA MORAGA
AVILES DR
MCKEE RD
WHITEWATER WAY
OAK CREEK WAY
MARINER WAY
FREESTONE DR
CREEKVIEW DR
SILVERSTO
CREEKVIEW DR
LOT 137 - APPROXIMATE LOCATION OF TEMPORARY ACCESS EASEMENT TO BE ABANDONED
LOT 130 - TEMPORARY ACCESS EASEMENT ABANDONED 3/18/19
N

EXHIBIT 'A'

Legal Description for
Abandonment of 20' Wide Temporary Access Easement
Summer Creek Phase 2 (A.P.N. 008-450-005)

Being that certain 20-foot wide Temporary Access Easement lying within the boundaries of Lot 137 as shown on the map of Summer Creek Phase 2 filed in Book 75 of Official Plats, at Pages 1 through 4, inclusive, Merced County Records, lying in Section 16, Township 7 South, Range 14 East, Mount Diablo Base and Meridian, in the City of Merced, County of Merced, State of California, more particularly described as follows:

Beginning at the southwesterly corner of said Temporary Access Easement, also being the southeasterly corner of Lot 130 as shown on the map of Summer Creek Phase 1 filed in Book 62 of Official Plats, at Pages 43 through 47, inclusive, Merced County Records; thence along the southeasterly line of said easement, North 57°48'42" East, 102.68 feet to the northeasterly line of said Lot 137; thence along said northeasterly line, North 31°15'26" West, 20.00 feet; thence along the northwesterly line of said easement, South 57°48'42" West, 102.68 feet; thence along the southwesterly line of said Lot 137, South 32°11'18" East, 20.00 feet to the point of beginning.

This real property description was prepared by me or under my direction, in conformance with the Professional Land Surveyors Act.

S Harp 5/3/2019

Sean Harp, P.L.S. 7823 Date



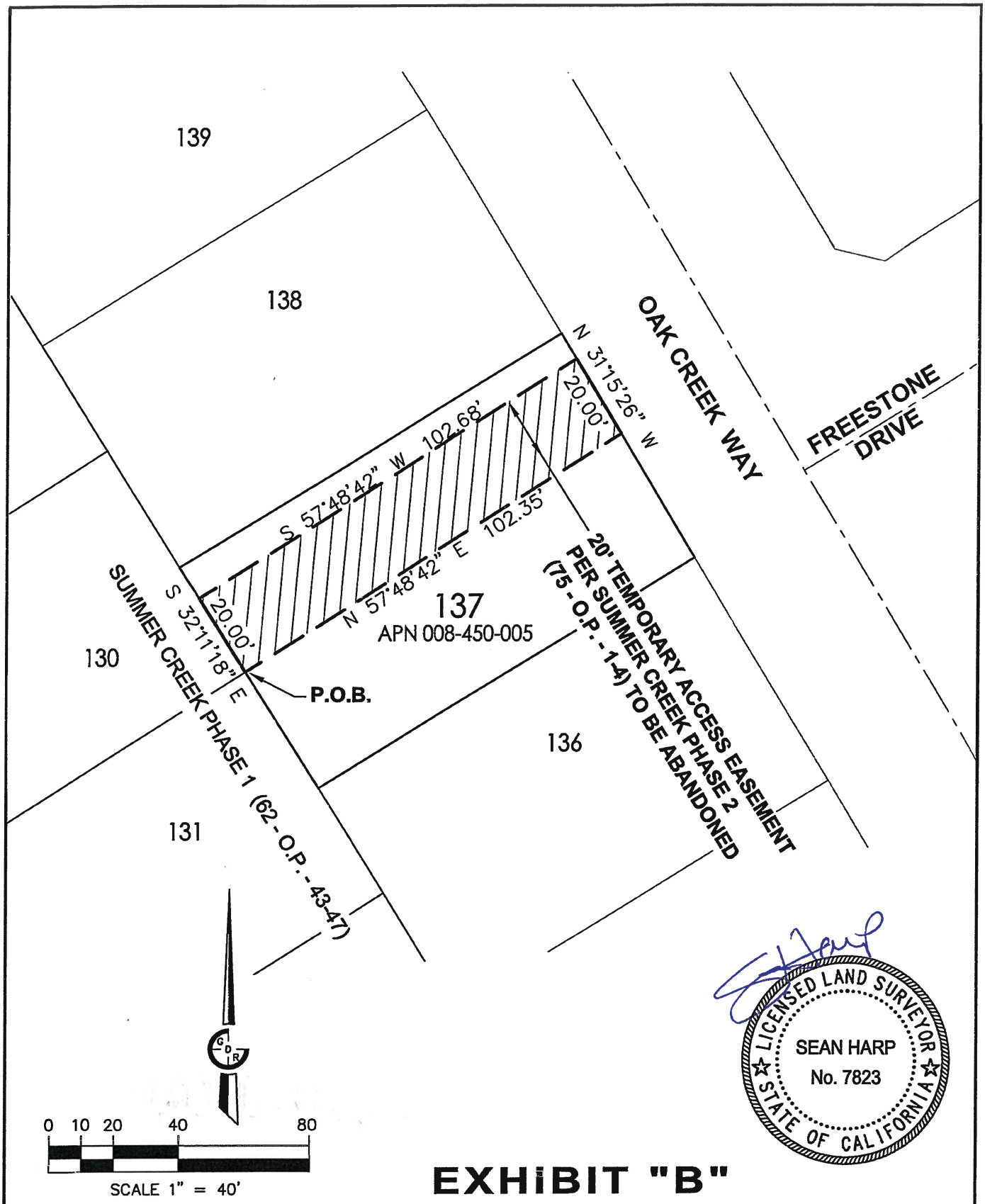

EXHIBIT "B"

GDR ENGINEERING, Inc. ENGINEERING/SURVEYING/PLANNING 3525 Mitchell Road, Ste. G, Ceres, CA 95307 PH: (209) 538-3360 www.gdrengineering.com	**ABANDONMENT OF TEMPORARY ACCESS EASEMENT FOR SUMMER CREEK PHASE 2** CITY OF MERCED, COUNTY OF MERCED, CALIFORNIA	JOB NO.:18022 5/3/2019 SHEET 1 OF 1

RESOLUTION NO. 2019-____

A RESOLUTION OF THE CITY COUNCIL OF THE CITY OF MERCED, CALIFORNIA ORDERING THE VACATION OF A 20-FOOT-WIDE TEMPORARY EMERGENCY ACCESS EASEMENT ON LOT 137 WITHIN SUMMER CREEK, PHASE TWO SUBDIVISION (VACATION #19-02)

WHEREAS, by adoption of Resolution No. 2019-66 on October 21, 2019, the City Council declared its intention to consider the vacation of a 20-foot-wide temporary emergency access easement on Lot 137 within Summer Creek, Phase Two Subdivision, as described in Exhibit "A" and shown on the map at Exhibit "B," attached hereto; and

WHEREAS, Resolution No. 2019-66 fixed a time and place for hearing all persons interested in or objecting to the proposed vacation to wit: On Monday, November 18, 2019, at the hour of 6:00 p.m. of said day, in the Council Chambers of the City Council, 678 West 18th Street, Merced, California, which said time was not less than fifteen (15) days from the above-mentioned date and passage of Resolution No. 2019-66; and

WHEREAS, Resolution No. 2019-66 was published in the manner prescribed by Section 8320 of the Streets and Highways Code of the State of California; and

WHEREAS, on October 24, 2019, notices were conspicuously posted along the lines of the property proposed to be vacated, not more than three hundred (300) feet apart, which notices consisted of copies of Resolution No. 2019-66 and,

WHEREAS, the vacation of the public right-of-way as proposed by Resolution No. 2019-66 was submitted to the Planning Commission on June 5, 2019, which found the proposed vacation to be in conformity with the general plan.

NOW, THEREFORE, BE IT RESOLVED AS FOLLOWS:

SECTION 1. The City Council finds from all of the evidence submitted that the temporary emergency access easement for Lot 137 as described in Exhibit "A" and shown on the map at Exhibit "B," is unnecessary for emergency vehicle access.

SECTION 2. It is hereby ordered that the temporary emergency access easement for Lot 137 within Summer Creek, Phase Two Subdivision lying within the above described territory be and the same is hereby abandoned and vacated, pursuant to the provisions of Part 3, Division 9, of the Streets and Highways Code of the State of California, being the Public Streets, Highways, and Services Easements Vacation Law.

SECTION 3. The City Clerk is directed to cause a certified copy of this resolution, attested under seal of the City of Merced, to be recorded in the Office of the County Recorder of Merced County.

PASSED AND ADOPTED by the City Council of the City of Merced at a regular meeting held on the ____ of _____, 2019, by the following called vote:

AYES: Council Members:

NOES: Council Members:

ABSTAIN: Council Members:

ABSENT: Council Members:

APPROVED:

_____
Mayor

ATTEST:
STEVE CARRIGAN, CITY CLERK

BY:_____
Assistant/Deputy City Clerk

(SEAL)

APPROVED AS TO FORM:

BY:_____ 10/16/19
City Attorney Date

EXHIBIT 'A'

Legal Description for
Abandonment of 20' Wide Temporary Access Easement
Summer Creek Phase 2 (A.P.N. 008-450-005)

Being that certain 20-foot wide Temporary Access Easement lying within the boundaries of Lot 137 as shown on the map of Summer Creek Phase 2 filed in Book 75 of Official Plats, at Pages 1 through 4, inclusive, Merced County Records, lying in Section 16, Township 7 South, Range 14 East, Mount Diablo Base and Meridian, in the City of Merced, County of Merced, State of California, more particularly described as follows:

Beginning at the southwesterly corner of said Temporary Access Easement, also being the southeasterly corner of Lot 130 as shown on the map of Summer Creek Phase 1 filed in Book 62 of Official Plats, at Pages 43 through 47, inclusive, Merced County Records; thence along the southeasterly line of said easement, North 57°48'42" East, 102.68 feet to the northeasterly line of said Lot 137; thence along said northeasterly line, North 31°15'26" West, 20.00 feet; thence along the northwesterly line of said easement, South 57°48'42" West, 102.68 feet; thence along the southwesterly line of said Lot 137, South 32°11'18" East, 20.00 feet to the point of beginning.

This real property description was prepared by me or under my direction, in conformance with the Professional Land Surveyors Act.

S Harp 5/3/2019

Sean Harp, P.L.S. 7823 Date



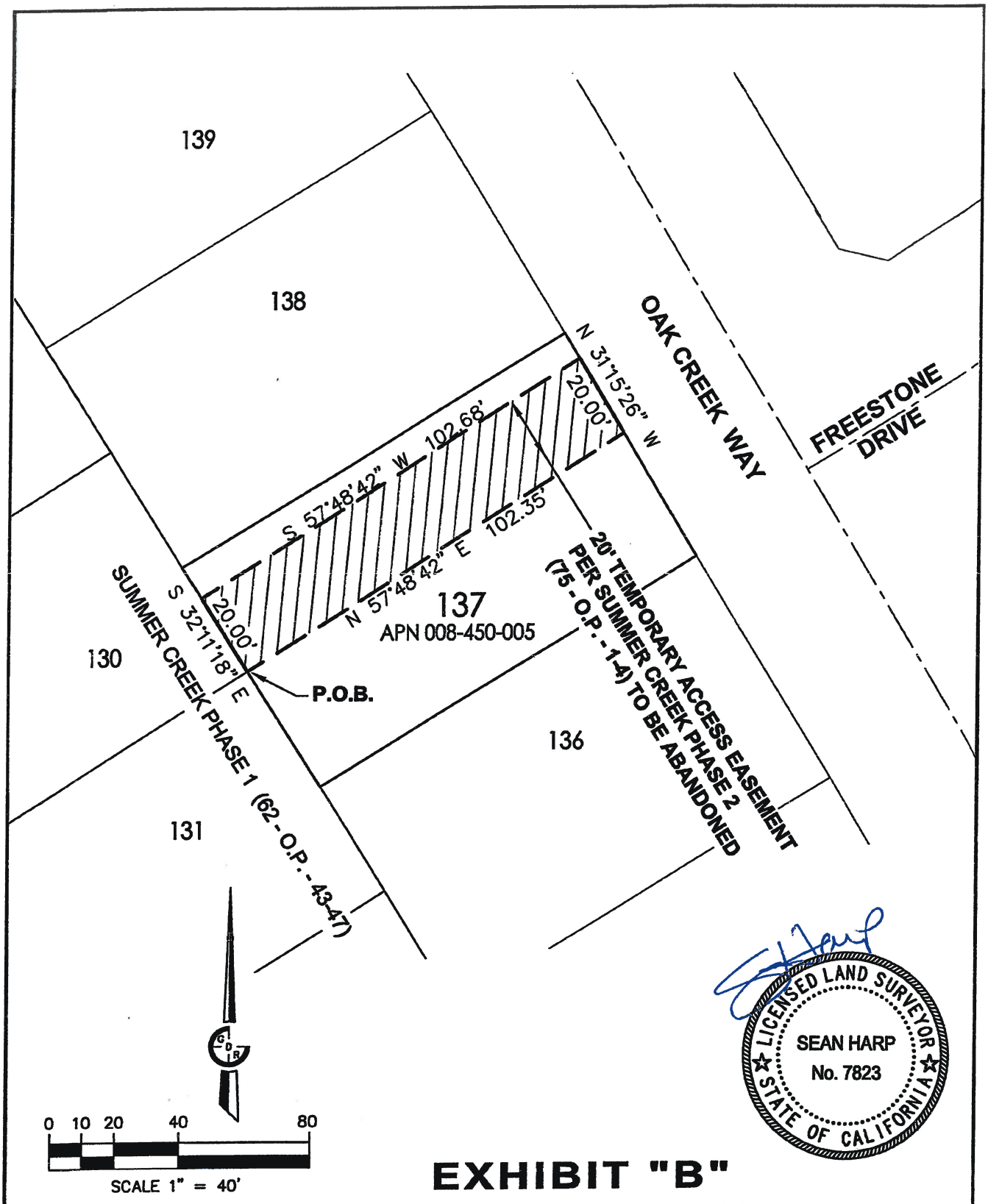

EXHIBIT "B"

GDR ENGINEERING, Inc.
ENGINEERING/SURVEYING/PLANNING
3525 Mitchell Road, Ste. G, Ceres, CA 95307
PH: (209) 538-3360
www.gdrengineering.com

ABANDONMENT OF TEMPORARY ACCESS EASEMENT FOR SUMMER CREEK PHASE 2

CITY OF MERCED, COUNTY OF MERCED, CALIFORNIA

JOB NO.:18022
5/3/2019
SHEET 1 OF 1

Vacation #19-02

Vacate Temporary Emergency Vehicle Access Easement

Summer Creek Phase 2

Lot 137

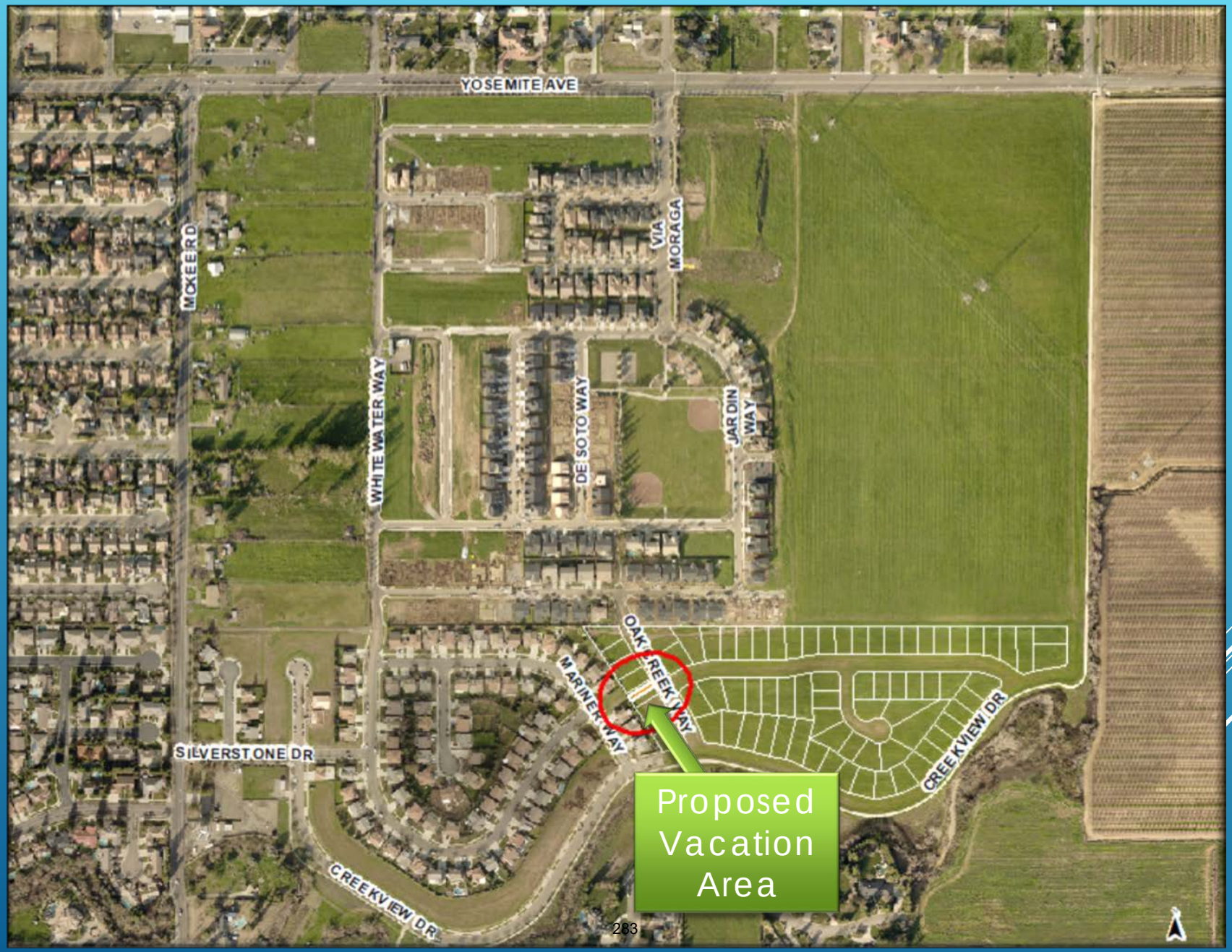
YOSEMITE AVE
MCKEE RD
WHITE WATER WAY
VIA MORAGA
DE SOTO WAY
JARDIN WAY
OAK CREEK WAY
MARINER WAY
SILVERSTONE DR
CREEKVIEW DR
CREEKVIEW DR
Proposed Vacation Area


FREESTONE DR
OAK CREEK WAY
MARINER WAY
RIVER ROCK DR
CREEKVIEW DR
139
138
137
APN 008-450-005
130
131
136
OAK CREEK WAY
FREESTONE DRIVE
N 31°15'26" W
20.00'
S 57°48'42" W 102.68'
N 57°48'42" E 102.35'
20.00'
S 32°11'18" E
P.O.B.
20' TEMPORARY ACCESS EASEMENT PER SUMMER CREEK PHASE 2 (75 - O.P. - 1-4) TO BE ABANDONED
SUMMER CREEK PHASE 1 (62 - O.P. - 43-47

- Temporary Emergency Vehicle Access (EVA) Easement required by Tentative Subdivision Map Conditions of Approval.
- Once the street network was constructed, the EVA was no longer needed.
- The Fire Department confirmed the access is not needed.
- Developer unable to build on the lot.
- Lot is 60 feet wide, 20-foot EVA only allows a 40-foot width for development.


The EVA on Lot 130 (adjacent to Lot 137) was previously vacated.
YOSEMITE AVE
VIA MORAGA
AVILES DR
MCKEE RD
WHITEWATER WAY
OAK CREEK WAY
MARINER WAY
FREESTONE DR
CREEKVIEW DR
SILVERSTO
CREEKVIEW DR
LOT 137 - APPROXIMATE LOCATION OF TEMPORARY ACCESS EASEMENT TO BE ABANDONED
LOT 130 - TEMPORARY ACCESS EASEMENT ABANDONED 3/18/19

Planning Commission Action

- On June 5, 2019, the Planning Commission found that the proposed vacation is consistent with the General Plan.

City Council Action

- Open Public Hearing
- Approve, Deny, or Continue Vacation #19-02

ADMINISTRATIVE REPORT

Agenda Item J.2. Meeting Date: 11/18/2019

Report Prepared by: Kim Espinosa, Planning Manager, Development Services Department

SUBJECT: Public Hearing for Approving a Categorical Exemption for Environmental Review #19-21 and Potential Introduction of an Ordinance for Sign/Zoning Ordinance Amendment #19-04 Regarding Various Additions and Modifications to the City's Requirements for Signs

REPORT IN BRIEF

Considers approving a Categorical Exemption for Environmental Review #19-21 and introducing an Ordinance for Sign/Zoning Ordinance Amendment #19-04 regarding various additions and modifications to the City's requirements for signs.

RECOMMENDATION

City Council - Adopt a motion:

A. Adopting a Categorical Exemption for Environmental Review #19-21; and,

B. Introducing **Ordinance 2508**, an Ordinance of the City Council of the City of Merced, California, Amending Chapter 20.62, "Signs" of the Merced Municipal Code and Chapter 17.36, "Signs" of the Merced Municipal Code, including Article I-Definitions, Article II-General Regulations, Article III-Regulations for North Merced, and Article IV-Regulations for Downtown.

ALTERNATIVES

1. Introduce the Ordinance, as recommended by the Planning Commission and staff; or,
2. Introduce the Ordinance, subject to modifications by City Council (identify specific items to be amended in the motion); or,
3. Deny; or,
4. Refer to staff for reconsideration of specific items (to be addressed in the motion); or,
5. Continue to a future City Council meeting (date and time to be specified in motion).

AUTHORITY

Merced Municipal Code Section 20.80, "Zoning Ordinance Amendments," spells out procedures for amending the Zoning Ordinance.

CITY COUNCIL PRIORITIES

As provided for in the 2019-20 Adopted Budget

DISCUSSION

Summary

The City is proposing various amendments to the Sign and Zoning Ordinances regarding sign regulations to address some immediate issues prior to the commencement of a Comprehensive Sign Ordinance Update in early 2020. These amendments would include new/modified definitions; the allowance of new comprehensive sign programs (including bonus signage amounts and features in exchange for meeting certain criteria and/or providing community benefits) for shopping centers in all areas of the City through the adoption of a conditional use permit; the elimination of the requirement for administrative conditional use permits for various signs in Commercial Office (C-O) areas, monument signs, and decorative wall signs; exempting sign area on monument signs and shopping center signs from the maximum allowable sign area for individual tenants; and the allowance for comprehensive sign programs for historic resources or buildings over 2 stories in the Downtown area.

Background

The City of Merced's current regulations regarding signage can be found in two locations: 1) Section 17.36 under Title 17 (Buildings and Construction) of the Merced Municipal Code, which is subdivided into four sections; and, 2) Chapter 20.62 (Signs) of the City's Zoning Ordinance (Title 20 of the Merced Municipal Code). Section 17.36, which is more commonly known as the Sign Ordinance, is subdivided into four major sections: 1) Article I-Definitions; 2) Article II-General Regulations; 3) Article III-Regulations for North Merced; and, 4) Article IV-Regulations for Downtown.

The City completed a comprehensive Zoning Ordinance Update in 2016. Under the previous Zoning Ordinance, regulations regarding signage were spread throughout the Zoning Code in addition to those within the Sign Ordinance (Section 17.36). Under the new Zoning Code, all the sign regulations within the Zoning Code were consolidated and reformatted into Chapter 20.62, but the regulations themselves did not change.

As mentioned above, the Sign Ordinance contains general regulations and definitions which apply to all areas of the City, but there are specific regulations that apply only to North Merced (north of Bear Creek) and the Downtown (which generally covers an area from 19th to 14th Streets and Bear Creek to Highway 99 that corresponds to the Design Review/previous Downtown Redevelopment Area boundary).

Both the North Merced and Downtown Sign Regulations were established in the early 1980's in an effort to achieve higher standards for signage within those two areas than what was required for the rest of the City. The North Merced regulations include sign allowances based on frontage and distance from the street, regulations for monument signs and shopping center signs, a requirement for signs to contain individual letters (except logos), and administrative and Planning Commission approvals required for many signs. The Downtown Sign Regulations include special provisions for a Freeway District and a Vehicle Sales District as well as for Blade Signs and Window signs.

Various sections of the Sign regulations have been amended over the years to address temporary

signs, blade signs, monument signs, commercial sign allowances in North Merced, freestanding shopping center signs, billboards, and the Freeway District. However, a comprehensive update of the Sign Ordinance has not been completed. Subsequently, the City's current Sign Ordinance does not adequately address, and in some cases does not address at all, many modern sign designs (such as LED/Digital signs, inflatable signs, feather signs, sandwich boards, human signs, etc.), the Reed vs. Gilbert Supreme Court Case, and regulations for political signs, signs within the public right-of-way, gasoline price signs, and signs within residential zoning districts, to name just a few.

In July 2019, City staff issued a Request for Proposals (RFP) to hire consultants to complete a Comprehensive Sign Ordinance Update, with proposals due in September. Two proposals were received and interviews with City staff were held on October 16, 2019. A proposed contract with the selected firm is scheduled to be considered by the City Council on December 2, 2019. However, because of the extensive public and business outreach and the time (approximately 12 months) needed to complete a Comprehensive Sign Ordinance Update, City staff is currently proposing some minor amendments to the Sign Ordinance, mostly in North Merced and focused on Shopping Center Signs, to address some immediate needs raised by prospective and existing businesses in the City.

General Overview of Proposed Changes to the Sign and Zoning Ordinance

The City of Merced is proposing to adopt revisions to the Sign and Zoning Ordinances to address various signage issues prior to the Comprehensive Sign Ordinance Update. (See Draft Ordinance at Attachment 4; redlined version is Exhibit A of the Planning Commission Resolution at Attachment 1.) These modifications include:

Section 17.36 (Sign Ordinance)-Articles I through IV

1. Changing all the references to "Planning Director" or "Director of Planning" to "Director of Development Services" to address the change in job title since the code was originally adopted;
2. Changing all remaining references to the "Redevelopment Area" which were previously changed to "Downtown" or "Design Review Area" after the Redevelopment Agencies in California were dissolved in 2012, but a few were missed;

Section 17.36-Article I--Definitions

3. Adding or clarifying definitions to Article I of the Sign Code for "Changeable Copy Sign," "Flashing Sign," and "Moving Sign" in order to address conflicts between the definitions which do not allow for signs with changeable copy if done by digital means and to clarify that such signs will be allowed for certain uses, such as gasoline price signs, movie theaters, time/temperature signs, etc.;
4. Clarifying the definition of a "Marquee" to use more common language;

Section 17.36-Article II-General Regulations

5. Allowing "Marquee" signs to project over the outer edge of the marquee if approved by the Planning Commission through the adoption of a comprehensive sign program conditional use permit (see below for a more detailed explanation of the comprehensive sign program);
6. Clarifying that for signs regulating on-premises parking or traffic (i.e. "Drive-thru," "Enter Here," "Exit," etc.) that only the portion of the sign which contains an actual logo or name of the

business is counted toward the maximum allowable signage;

7. Allowing shopping centers in all zones to be eligible for freestanding shopping center signs through the adoption of a comprehensive sign program (see Findings C and D);

Section 17.36-Article III-Regulations for North Merced

8. Removing the provision that allows for reducing the amount of maximum allowed signage for a business through a conditional use permit to the interests of fairness to all businesses;
9. Increasing the percentage of signage allowed on any one building frontage from 50 percent without a conditional use permit to 75 percent and allowing that to be approved by an administrative conditional use permit (issued by City staff);
10. Allowing shopping centers with tenants having no exterior walls to have directory signs up to 12 square feet without requiring a conditional use permit;
11. In Commercial Office (C-O) zones or Planned Developments with C-O designations:
    a. Removing the requirement for conditional use permits to get tenant signs up to 25 square feet;
    b. Increasing the size of a plaque identification sign for each building from 4 to 25 square feet;
    c. Allowing 50 percent bonus signage not to exceed 37.5 square feet for multi-story buildings, buildings with 100 feet or more of street frontage, or office complexes without requiring a conditional use permit.
12. For monument signs and decorative wall signs:
    a. Allowing the signage on the monument sign or decorative wall sign to not count against the maximum allowed sign area for each tenant (currently it counts against the maximum allowed sign area);
    b. Removing the requirement to obtain a conditional use permit for various monument and decorative wall signs;
    c. Increasing the maximum percentage from 40 percent to 50 percent that the monument sign can cover of the face of the monument structure;
13. For Free-standing or wall-mounted Shopping Center Signs, which require a conditional use permit from the Planning Commission:
    a. Reducing the minimum size of the shopping center to qualify for such signs from 35,000 square feet to 25,000 square feet;
    b. Allowing office complexes with a mix of retail and professional office tenants to qualify for such shopping center signs (i.e. the Plaza at El Portal is a good example of such a complex that doesn't currently qualify for such a sign);
    c. Tenant advertising on a shopping center sign will not count toward the maximum allowable signage for each tenant (it currently does count);
    d. Allows such signs to be illuminated unless adjacent to residential uses in which case the Planning Commission may allow the illumination, but with or without conditions (an example might be that the sign needs to be turned off by 10 p.m. or the amount of illumination would be reduced);
    e. Allowing any background area with trademark colors to not be counted toward the maximum allowable signage for the tenant (it currently does);
    f. Increasing the maximum number of shopping center signs from 2 currently to up to 2 on each arterial street; reducing the amount of combined arterial street frontage required to qualify for one sign from 800 feet to 400 feet; and reducing the amount of additional

street frontage to qualify for a second sign from 1,500 feet to 800 feet;

g. Adding shopping centers in Thoroughfare Commercial (C-T) zones to qualify for the same shopping center signs as Neighborhood Commercial (C-N) zones;
h. Increasing the maximum percentage from 40 percent to 50 percent that the sign area can cover of the face of the monument structure, increasing the amount from 40 to 50 square feet per face for C-N/C-T and from 104 to 130 square feet per face for Regional/Community Commercial (C-C) zones;
i. Allowing the Planning Commission to reduce the minimum sign area for each tenant on a shopping center sign from 10 square feet to address unique circumstances;
j. Adding the provisions for adoption of a Comprehensive Sign Program and "Bonus" signage through a Conditional Use Permit granted by the Planning Commission (See "Comprehensive Sign Programs and Bonus Signage" below for a detailed explanation);
k. Removing the requirement for a conditional use permit for electronic time and temperature signs and allowing flags for commercial advertising purposes with an administrative conditional use permit.

Section 17.36-Article IV-Regulations for Downtown

14. Change all references to the "Design Review Commission" to the "Planning Commission/Design Review Commission" or simply "Planning Commission" as the Planning Commission took over the duties of the Design Review Commission in 2013;
15. Allowing Blade Signs to be more than 6 feet in height if approved as part of a comprehensive sign program (see below);
16. Allowing the replacement of sign faces or changes in the business name or logo for non-conforming signs without bringing the entire sign into compliance;
17. Allowing reproductions of historic signs to be installed (i.e. the historic "Hotel Tioga" sign was removed some years ago for repairs and the new owners would like to replace them, but the original letters have been lost);
18. Allowing Historic or Multi-Story buildings in the Downtown Area to qualify for a comprehensive sign program (see below);

Zoning Ordinance Chapter 20.62-Signs

19. Changing the current provisions that allow shopping centers on a lot of 10 acres or larger in Thoroughfare Commercial (C-T) zones to get additional signs to make them eligible for shopping center signs through a comprehensive sign program instead to be more consistent with what is allowed in other areas.

Comprehensive Sign Programs and Bonus Signage

The most significant proposed change to the Sign/Zoning Ordinance would be to allow for the adoption of comprehensive sign programs for shopping centers (and offices with a mix of retail and office uses) through the adoption of a conditional use permit by the Planning Commission. Through the adoption of a comprehensive sign program, the shopping centers could also qualify for "bonus" signage above the maximum allowed if certain criteria are met.

Most shopping centers have comprehensive sign programs, but they are usually for internal use and spell out design criteria that the shopping center owners impose on their tenants to achieve

consistency for signs throughout the center. However, there are examples of comprehensive sign programs that have been adopted by the City through the Planned Development/Master Plan process for such shopping centers as the Merced Marketplace (Lowe's, Best Buy, etc.) on Olive Avenue and the recently approved Merced Gateway project at Highway 99 and Campus Parkway. Other existing or proposed shopping centers that have recently expressed an interest in having such comprehensive sign programs include the Merced Mall (including the former Sears building) on Olive Avenue, the proposed Campus Parkway Plaza project across Coffee Street from Merced Gateway, the Plaza at El Portal on G Street, as well as the Merced Marketplace wanting to amend their current program to meet the needs of existing and future tenants. Over the years, some new businesses have also wanted to explore the option of installing reader boards or LED signs, which are not allowed under the City's current sign regulations in North Merced.

In recent years, the City has expressed interest in seeing more identification signage for the City of Merced itself, especially along important gateway/entrances to the City. That led to the idea of allowing shopping centers to obtain "bonus" signage in exchange for certain community benefits.

The proposed additions regarding comprehensive sign programs and bonus signage which would add a new section "L" at the end of MMC 17.36.667 (pages 24 and 25 of Attachment 4) are spelled out in their entirety below. After reviewing the proposed revisions after the September 18, 2019, Planning Commission meeting, the City Attorney's office noted that there could be First Amendment concerns with a requirement for public art and public open space in exchange for the bonus signage. Therefore, these sections were changed to allow for enhanced design features, such as water features, additional landscaping, decorative artwork, seating areas, etc., in exchange for the bonus signage. With the other changes as noted above, shopping centers throughout the City would qualify for these sign programs and bonus signage, not just centers in North Merced:

"L. Shopping Centers or office complexes with a mix of retail and professional office tenants may be allowed through a conditional use permit approved by the Planning Commission to adopt a comprehensive sign program as follows:

1. The comprehensive sign program shall consist of all signs on the premises that can be viewed from a public street including, but not limited to, directional signs, directory signs, shopping center signs, monument signs, and individual tenant signs. The sign program shall establish a comprehensive design theme and set forth size, location, illumination, materials, and other design requirements for all signs.

2. With such a comprehensive sign program, a shopping center or mixed-use office complex may be eligible for "bonus" sign area greater than allowed under overall sign area permitted by Section, 17.36.650, "Total Square Footage-Commercial Zone," (or other sign size restrictions defined elsewhere in the Merced Municipal Code) if the following criteria are met. Items "a" and "b" below may be combined for a "bonus" of no more than 70 percent:

a. A "Bonus" of up to 30 percent shall be granted if permanent copy is included on the shopping center sign that states "City of Merced," "Welcome to Merced," or equivalent language, as approved by the Planning Commission.

b. A "Bonus" of up to 60 percent may be granted, pending approval by the Planning Commission, if enhanced design features (such as additional landscaping, water features, decorative artwork, seating areas, etc.) are incorporated into the shopping

center.

c. *A "Bonus" which would allow a "Changeable Copy Sign" of no more than 50 percent of the total sign area to be incorporated into the shopping center sign; and if the owner agrees to allow the City to advertise the City or community/City sponsored events, at the discretion of the City, on the sign on a continuous and ongoing basis as part of a continuous rotation of advertising or as otherwise defined by the Planning Commission. The Planning Commission may increase the total sign area and/or reduce the amount of City advertising for unique circumstances, such as motion picture/performing arts theaters. Other than those City events above, the Changeable Copy Sign shall not advertise any business, commodity, service, industry or other activity, which is not sold, offered, or conducted on the premises upon which the sign is located or affixed.*

d. *A "Bonus" consisting of an increased maximum allowable height of a shopping center sign, not to exceed 50 percent of the maximum allowable height spelled out in the Table in Section 17.36.667(E), may be granted, pending approval by the Planning Commission, if the criteria for either "a" or "b" above are met."*

Timetable/Next Steps

If the Council introduces the Ordinance at the November 18, 2019 meeting, the 2nd reading and adoption of the Ordinance would be at the next City Council meeting on December 2, 2019, and then the Ordinance would be effective 30 days later or on approximately January 2, 2020.

Environmental Clearance

The Planning staff has conducted an environmental review of the project in accordance with the requirements of the California Environmental Quality Act (CEQA), and a Categorical Exemption (i.e., no further environmental review is required) is being recommended (see Attachment B of the Planning Commission Staff Report at Attachment 3).

Planning Commission Action

The Planning Commission, at a duly noticed public hearing, reviewed the proposed changes on September 18, 2019, and October 9, 2019. No members of the public testified at the public hearing. On October 9, 2019, the Planning Commission voted 5-0 (2 vacancies) to recommend approval of the recommended changes to the Zoning and Sign Ordinances as outlined in Attachments 1 and 4. The Planning Commission Resolution, Minute Excerpts, and Staff Report can be found at Attachments 1, 2, and 3 respectively. (Except for Attachment B, Categorical Exemption, the other attachments to the Planning Commission Staff Report have been removed as they are simply repeats of the attachments to this administrative report.) Please note that Exhibit A of the Planning Commission Resolution (Attachment 1) is a red-lined version of the Draft Ordinance so the Council can identify the recommended changes. The Draft Ordinance at Attachment 4 just includes the final language.

City Council Action

After the public hearing, the City Council should consider introducing the Draft Ordinance at

Attachment 4 as recommended by the Planning Commission and staff.

IMPACT ON CITY RESOURCES

No appropriation of funds is needed.

ATTACHMENTS

1. Planning Commission Resolution (Exhibit A-redlined version of Ordinance)
2. Planning Commission Minute Excerpts (October 9, 2019)
3. Planning Commission Staff Report
4. Draft Ordinance
5. Presentation

CITY OF MERCED
Planning Commission

Resolution #4029

WHEREAS, the Merced City Planning Commission at its regular meeting of October 9, 2019, held a public hearing and considered **Zoning Ordinance Amendment #19-04,** initiated by the City of Merced. This application involves changes to the Merced Zoning Ordinance (Chapter 20.62 "Signs" of the Merced Municipal Code) and Sign Ordinance (Chapter 17.36 "Signs" of the Merced Municipal Code), including Article I—Definitions, Article II—General Regulations, Article III—Regulations for North Merced, and Article IV—Regulations for Downtown. This amendment would involve various additions and modifications to the City's requirements for signs; and,

WHEREAS, the Merced City Planning Commission concurs with Findings A through E of Staff Report #19-25; and,

NOW THEREFORE, after reviewing the City's Draft Environmental Determination, and discussing all the issues, the Merced City Planning Commission does resolve to hereby recommend to City Council adoption of a Categorical Exemption regarding Environmental Review #19-21, and approval of Zoning Ordinance Amendment #19-04, as set forth in Exhibit A attached hereto and incorporated herein by this reference.

Upon motion by Commissioner DYLINA, seconded by Commissioner CAMPER, and carried by the following vote:

AYES: Commissioners Butticci, Camper, Dylina, Rashe, and Vice Chairperson Harris
NOES: None
ABSENT: None (two vacancies)
ABSTAIN: None

Adopted this 9th day of October 2019

Chairperson, Planning Commission of
the City of Merced, California

ATTEST:

Secretary

Attachment:
Exhibit A – Draft Ordinance

n:shared:planning:PC Resolutions:ZOA#19-04

ORDINANCE NO. _____

AN ORDINANCE OF THE CITY COUNCIL OF THE CITY OF MERCED, CALIFORNIA, AMENDING CHAPTER 20.62 ("SIGNS") OF THE MERCED MUNICIPAL CODE AND CHAPTER 17.36 ("SIGNS") OF THE MERCED MUNICIPAL CODE), INCLUDING ARTICLE I—DEFINITIONS, ARTICLE II—GENERAL REGULATIONS, ARTICLE III—REGULATIONS FOR NORTH MERCED, AND ARTICLE IV—REGULATIONS FOR DOWNTOWN.

THE CITY COUNCIL OF THE CITY OF MERCED DOES ORDAIN AS FOLLOWS:

SECTION 1. AMENDMENT TO CODE. Section 20.62.040(B)(3), "Signs--Specific Standards by Zoning Districts—Commercial Zoning Districts," of the Merced Municipal Code is hereby amended to read as follows:

"3. The following standards shall apply to signs in the C-C, C-G and C-T zoning districts:

a. The total sign area shall not exceed 500 square feet per lot.

b. Except for the C-C zoning district, all signs adjacent to or across the street from a residential zoning district shall not exceed 200 square feet, unless the Planning Commission approves a Conditional Use Permit for up to 500 square feet of total sign area per lot.

c. In C-T zones only or Planned Developments with Thoroughfare Commercial (CT) land use designations, shopping centers located on a lot of 10 acres or larger anywhere in the City Limits ~~and having at least two street frontages may be allowed additional sign area over 500 square feet, but not more than one freestanding sign per street frontage with a conditional use permit approved by the Planning Commission.~~are eligible for the adoption of a comprehensive sign program per the provisions of Section 17.36.667(L) through the approval of a conditional use permit by the Planning Commission.

DRAFT

d. In addition, Traffic Safety Committee approval is required for signs moving or containing flashing lights that might be mistaken for traffic control."

SECTION 2. AMENDMENT TO CODE. Section 17.36.072, "Signs—Article I.--Definitions—Changeable Copy Sign" of the Merced Municipal Code is hereby added to read as follows:

"17.36.072 – Changeable Copy Sign

A "Changeable Copy Sign" is a sign designed to allow the changing of copy through electrical, manual, or mechanical means. "Changeable Copy Signs" are limited to time and temperature signs, gasoline price signs, signs advertising events for performing arts or motion picture theaters, or any other use deemed appropriate by the Planning Commission through the approval of a comprehensive sign program."

SECTION 3. AMENDMENT TO CODE. Section 17.36.120, "Signs—Article I.--Definitions —Director of Development Services" of the Merced Municipal Code is hereby amended to read as follows:

"17.36.120 - Director of ~~planning~~Development Services.

"Director of ~~planning~~Development Services" means the employee of the ~~city~~ City within the ~~planning~~ Development Services ~~department~~ Department charged with the administration and enforcement of this chapter, or ~~his~~ a duly authorized representative."

SECTION 4. AMENDMENT TO CODE. Section 17.36.200, "Signs—Article I.--Definitions —Flashing Sign" of the Merced Municipal Code is hereby amended to read as follows:

"17.36.200 - Flashing sign.

"Flashing sign" means any sign which has any flashing device, intermittent illumination, revolving or rotating lighting device, or constant lighting device in which the brilliance thereof is caused to vary by mechanical or other means. A "flashing sign" does not include a "changeable copy sign" as defined in MMC 17.36.072."

SECTION 5. AMENDMENT TO CODE. Section 17.36.260, "Signs—Article I.--Definitions--Marquee" of the Merced Municipal Code is hereby amended to read as follows:

DRAFT

"17.36.260 - Marquee.

"Marquee" means any ~~permanent roofed~~ structure attached to and supported by the building and projecting over public property or a building entrance, and shall include, but not be limited to, a canopy, walkway covering, ~~-~~or similar covering structure."

SECTION 6. AMENDMENT TO CODE. Section 17.36.270, "Signs—Article I.--Definitions—Moving Sign" of the Merced Municipal Code is hereby amended to read as follows:

"17.36.270 - Moving sign.

"Moving sign" means any sign which has any visible moving parts, visible revolving or rotating parts, or visible mechanical movement of any description. A "Moving Sign" does not include a "Changeable Copy Sign" as defined in MMC 17.36.072."

SECTION 7. AMENDMENT TO CODE. Section 17.36.470 through Section 17.36.590, "Signs—Article II—General Regulations" of the Merced Municipal Code is hereby repealed and amended to read as follows:

"17.36.470 - Permit-Required—Application—Exceptions.

No person shall erect, maintain, alter, relocate, change or otherwise modify any sign or allow or permit any sign to be erected, maintained, altered, relocated, changed or otherwise modified without first applying to the director of ~~planning~~ development services for and obtaining issuance of a sign permit and paying the fee as set forth in Chapter 17.04, as in the case of building permits or as set by resolution of the city council. The provisions of this section shall not apply to the following signs:

A. A sign advertising the sale, lease or rental of the property on which it is placed;

B. A construction sign identifying the architect, engineer, contractor of builder associated with any construction work on the property on which it is placed;

C. Bulletin board for public, charitable or religious institutions;

D. Nameplate sign;

E. Memorial sign or tablet, or name of building and date of erection, when cut into any masonry surface or constructed of bronze or other incombustible material;

DRAFT

F. Traffic or other municipal sign;

G. Legal notice or legal advertisement;

H. Sign used by a public utility regulated by the California Public Utilities Commission to protect the health, safety or welfare or to promote the convenience of the general public;

I. Sign regulating on-premises traffic parking;

J. Sign on the exterior surface of a vehicle as set forth in Section 17.36.040; or

K. A temporary window sign in conjunction with a nonresidential use and not exceeding twenty-five percent of the window surface area of the window on which the sign is located or affixed.

17.36.480 - Permit—Application—Contents.

All applications for a sign permit shall be made on an application form supplied by the planning department, and shall be accompanied by the required fee, and shall be in the number of copies required by the director of ~~planning~~development services. The application shall also be accompanied by such profiles, plot plans, drawings, photographs, color or material samples, or such other pertinent information as may be required by the director of ~~planning~~development services.

17.36.490 - Requirements.

All signs:

A. Shall be erected in compliance with the building, electrical and fire prevention codes of the Merced Municipal Code, and the general orders of the California Public Utilities Commission (if applicable), as they now exist or as hereafter amended, enacted or adopted;

B. If erected upon a building, shall be mounted upon either:

1. A wall of the building, in which case the sign shall not project or extend above or over the highest point of the wall of the building to which it is affixed,

2. The roof of the building which has a pitch of at least three (3) vertical to twelve (12) horizontal feet, in which case a sign not exceeding two (2) feet in vertical height may be located parallel to and not more than three (3) feet from the lower edge of the slope,

3. The vertical or substantially vertical portion of a roof, screen or penthouse, in which case a sign shall not extend above the portion of the roof, roof screen or penthouse to which it is affixed,

DRAFT

4. The exterior wall surface of a water tank or water tower if the sign is composed solely of painted surface areas, or

5. On a marquee, providing that the frame and background are of metal construction and the sign is completely within the border line of the marquee's outer edge, or as otherwise approved by the Planning Commission through the adoption of a comprehensive sign program conditional use permit, and in no instance lower than seven and one-half (7½) feet above the sidewalk or thoroughfare;

C. Shall be erected so as not to extend into any area within a street or other public right-of-way;

D. If erected within a corner triangle:

1. The lower edge of the display surface shall be at least ten (10) feet in height above the established curb grade of the adjacent street or other public rights-of-way,

2. The sign shall not extend into any area within a street or public right-of-way, and

3. The width of diameter of the supporting member of the sign shall not exceed twelve (12) inches;

E. Shall be erected at a location and in a manner that it will not interfere with, obstruct the view of, or be confused with any authorized traffic sign, signal, device, and shall not obstruct free and clear vision of pedestrians or vehicular traffic;

F. Notwithstanding any provision to the contrary, no new billboard shall be permitted within the city after the adoption of this chapter. Billboards existing on and prior to the adoption of this chapter may continue to exist at their current location, subject to the provisions in Section 17.36.510 of this chapter, and may be maintained or replaced from time to time, provided, however, that the total display area of any existing billboard shall not be enlarged in any way;

G. The prohibition contained in subsection C of this section shall not apply to any sign within ~~a redevelopment agency project~~ the downtown area. ~~located partially or wholly within the city~~.

17.36.500 - Sign area determination.

In determining the total square footage of signing on any property in any area of the city, there shall be included all signs which require a sign permit and that portion of a sign ~~all signs~~ regulating on-premises traffic parking

DRAFT

which, through color, shape, logo, or similar device, are identified with a use on the property.

17.36.510 - Illegal signs.

The following on-site signs are declared to be illegal and shall be removed by the owner without compensation:

A. Any sign erected without first complying with all ordinances and regulations in effect at the time of its construction and erection or use.

B. Any sign which was lawfully erected but whose use has ceased, or the structure upon which the sign is located has been abandoned by its owner, for a period of not less than ninety (90) days.

C. Any sign which has been more than fifty (50) percent destroyed, and the destruction is other than facial copy replacement, and the sign cannot be repaired within thirty (30) days of the date of its destruction.

D. Any sign whose owner, outside of a change of copy, requests permission to remodel and remodels that sign, or expands or enlarges the building or land use upon which the sign is located, and the sign is affected by the construction, enlargement, or remodeling, or the cost of construction, enlargement, or remodeling of the sign exceeds fifty (50) percent of the cost of reconstruction of the building.

E. Any sign whose owner seeks relocation thereof and relocates the sign.

F. Any sign for which there has been an agreement between the sign owner and the city, for its removal as of any given date.

G. Any expired temporary sign.

H. Any sign which is or may become danger to the public or is unsafe.

I. Any sign which constitutes a traffic hazard not created by relocation of streets or highways or by acts of the city or county.

17.36.520 - Sign removal—Without notice.

The director of ~~planning~~ development services shall remove any sign without giving notice, if the sign:

A. Was erected in violation of the provisions of this chapter upon any property belonging to the United States, state, county, city, or any special purpose district; or

B. Is found by the director to be unsafe and an immediate peril to persons or property.

DRAFT

17.36.530 - Sign removal—With notice.

A sign shall be removed upon the expiration of thirty days' written notice to remove or alter the sign given to the sign permittee or to the owner, agent or other person having the beneficial use as a tenant, lessee or otherwise, of the building, structure or land upon which the sign is located in the absence of a permit, and who has failed to comply with the order and no appeal from the order is pending, if the sign has been constructed, erected, altered, relocated, changed or modified, or is being maintained in violation of the provisions of this chapter.

17.36.540 - Sign removal—Cost.

A. The actual cost of removing or altering any sign to comply with this chapter incurred shall be paid to the city by:

   1. The person to whom a sign permit was issued, or in the absence of a permit, then by:

   2. The owner of the building or structure upon which the sign is erected, or

   3. The owner of the property upon which the sign is located if the sign is not erected upon a building or structure.

B. The actual cost of removal or alteration shall become a debt owing the city for the collection of which the city may maintain a civil action thereon in its own name.

17.36.550 - Appeal procedure.

A. Any order or decision of the director of ~~planning~~ development services concerning a sign may be appealed to the planning commission by the owner of the sign, the person to whom a permit for the sign previously was issued, the owner of the building or structure upon which the sign is erected, the owner of the property upon which the sign is located if it is not erected upon a building or structure, or any other person aggrieved by the decision or order, in the following manner:

   A written appeal and the fee therefor shall be submitted to the director of ~~planning~~ development services who shall file it with the planning commission. The appeal must state the substance of the decision or order appealed from, and the provisions hereof which support the appeal.

B. Within thirty days following filing of the appeal, the planning commission shall conduct a public hearing at which the person filing the appeal, the director of ~~planning~~development services, or their representatives shall be heard. Written notice of the date, hour and place of the hearing shall be

DRAFT

mailed to the person filing the appeal at least five days prior to the date of the hearing.

C. Within thirty days following completion of the hearing, the planning commission shall confirm, modify or reject the decision or order of the director of ~~planning~~ development services on the basis of the evidence submitted which established that such decision or order is consistent or inconsistent with the provisions of this chapter. The person who appealed from the decision or order shall be furnished with a written copy of the decision of the planning commission and the reasons therefor.

D. When written notice is required to be given to any of the following persons under any section of this chapter, it shall be given by enclosing a copy of the notice, order or decision in a sealed envelope with postage prepaid and, respectively, addressed to:

1. The person to whom a sign permit has been issued as the address appears on the application for the permit, and when no address appears, to general delivery, City of Merced;
2. The owner of any building, structure or property upon which a sign is erected or located as the name of the owner and the owner's last known address appears on the last equalized assessment roll of the county, and when no address appears, to general delivery, City of Merced; or
3. The person having the beneficial use of any building, structure or land upon which a sign is erected or located at such building or property.

E. The envelope shall be deposited in the United States mail.

F. Each notice, order or decision mailed in the manner set forth above shall be deemed to have been received by the person to whom it has been sent within forty-eight hours after the mailing thereof.

17.36.560 - Real estate sale signs.

A. Notwithstanding any other provisions of this chapter, signs indicating the location of real property for sale including but not limited to the words "open house" may be placed upon property not being so advertised, provided the following conditions are met:

The written consent of the owner or person in lawful possession of the property upon which the sign is placed is first obtained.

B. In a residential property of less than one acre, said signs shall not exceed a total of six square feet in area on one side, nor twelve square feet on all sides.

DRAFT

C. On real property (except residential) of over one acre, the total display surface area of signs shall not exceed thirty-two square feet.

D. On residential real property of one acre or more or on other real property of less than one acre, the total display surface area of signs shall not exceed twelve square feet.

E. In addition to the display service area of signs allowed by B, C, and D, an additional sign, not to exceed twelve square feet, bearing the words "open house" shall be allowed for a period not exceeding eight hours per day.

F. Real estate signs shall not be illuminated.

17.36.570 - Temporary signs—Conditions—Permit.

No person shall erect, display, maintain or allow or permit to be erected, displayed, or maintained a temporary sign or signs except on the following conditions:

A. (1) A "temporary sign(s)" without direct illumination shall be allowed to advertise a commercial business or activity on any commercially zoned property, or an apartment or condominium complex, not to exceed a total of one hundred twenty (120) days for commercial and ninety (90) days for apartment or condominium complexes in any one calendar year for all temporary signs, and not to exceed more than thirty (30) days at any one time;

(2) Temporary signs for apartment or condominium complexes shall be limited to banners, freestanding signs and amenity signs, and shall not exceed thirteen (13) square feet per side or twenty-six (26) square feet when affixed to building walls.

(3) The number of temporary signs shall not exceed the number contained in the following chart:

Number of Apartments	Number of Temporary Signs
Up to 4 apartments	l
Up to 8 apartments	2
Up to 16 apartments	3
Up to 32 apartments	4
Up to 64 apartments	5
Up to 128 apartments	6
More than 128 apartments	7

(4) All banners shall be affixed to building walls.

DRAFT

B. Banners or similar temporary signs which announce a civic or charitable activity may be allowed in the public right-of-way with the consent and subject to the conditions of the development services director.

C. A temporary sign(s), without direct illumination, to advertise a religious, charitable, cultural or educational organization or activity shall be allowed for a period not to exceed fourteen (14) days in any one calendar year; provided, that the total display service area of the sign(s) does not exceed sixteen (16) square feet, the sign(s) does not exceed six (6) feet in height, if freestanding, and the sign(s) is located at least five (5) feet inside the property line in a residentially zoned area, and at least two (2) feet inside the property line in other areas.

D. A temporary sign permit shall have been obtained from the development services director ~~of planning~~ who, prior to issuance of said permit, shall have determined that the proposed location, method of installation and support of the temporary sign will not endanger the public health, welfare or safety.

E. Payment of a fee for said temporary sign permit as set by the city council by resolution.

17.36.572 - Apartments or condominiums.

A. An apartment or condominium complex shall be allowed one wall sign identifying the complex with an area not to exceed twenty-five (25) square feet for each street frontage having a curb cut up to a maximum of two (2) wall signs per complex.

B. With a conditional use permit, an apartment or condominium complex may be permitted one decorative wall sign which meets the requirement of Section 17.36.655F.

C. With a conditional use permit, an apartment or condominium complex with four hundred (400) feet or more of street frontage, or two street frontages, may be permitted one additional decorative wall sign. If two signs are located on any single street frontage the signs shall be separated by a minimum of two hundred (200) feet.

D. In lieu of subsection B or C of this section, a monument structure may be permitted for an apartment or condominium complex with a minimum of two hundred (200) feet of frontage subject to the following criteria:

(1) The monument structure shall not exceed a height of six (6) feet above sidewalk grade, or finished floor of the nearest building, whichever is lower, and shall not exceed twenty-four square feet per side. Monument sign shall not cover more than 40% of the face of the

DRAFT

monument structure. With a conditional use permit, a monument structure may be up to thirty-six square feet per side and a monument sign may cover up to eighty percent of the face of the monument structure and include a reader board area. The foundation/base shall be a minimum eighty percent of the monument structure length. Materials, color, and arrangement shall be compatible and consistent with the apartment or condominium complex, and the monument structure shall be integrated into site landscape design.

(2) The monument sign shall have a minimum three foot setback from any property line and shall not be permitted in a corner triangle.

(3) An apartment or condominium complex with four hundred feet or more of street frontage may be permitted one additional monument sign. In no case shall both monument signs be located on any single street frontage if the apartment or condominium complex has two or more frontages.

E. A directional sign, for the purpose of providing direction, shall be permitted on each street frontage having a curb cut. The directional sign shall be no larger than six square feet. The directional sign may not exceed four feet in height. The directional sign may contain the name of the apartment or condominium complex. Materials, color, and arrangement shall be compatible and consistent with the apartment or condominium complex.

17.36.575 - Window signs.

A. Window signs shall be non-illuminated (except "open/closed" signs) and shall not exceed thirty-five percent of the window area.

B. Window signs shall not be counted toward the sign area permitted for the building or use.

17.36.580 - Use permit procedure.

Whenever a use permit is required by this chapter, the procedure contained in Title 20 shall be followed and requirements thereof complied with.

17.36.585 - Shopping center signs—~~C-T~~All zones.

~~Freestanding signs in a shopping center located in the C-T zoning district are prohibited unless the shopping center has at least two hundred feet of property frontage. A conditional use permit limiting the freestanding sign(s) to one hundred square feet per face shall be required if the shopping center property frontage exceeds two hundred feet.~~ Shopping centers in all zones, including Planned Developments, within the City Limits shall be eligible for

freestanding shopping center signs through the adoption of a comprehensive sign program as spelled out in MMC 17.36.667 with a conditional use permit approved by the Planning Commission.

17.36.590 - Violation—Misdemeanor.

It is a misdemeanor for any person to violate any provision or fail to comply with any requirements of this chapter."

SECTION 8. AMENDMENT TO CODE. Section 17.36.600 through Section 17.36.795, "Signs—Article III—Regulations for North Merced" of the Merced Municipal Code is hereby repealed and amended to read as follows:

"17.36.600 - Prohibited signs.

No person shall erect, place, maintain or allow or permit to be erected, placed or maintained in the area of the city north of Bear Creek any banner connected to a tree(s), billboard, flashing sign, moving sign, movable freestanding sign, or sign connected with a home occupation.

17.36.610 - Generally.

In addition to the general requirements for signs within the city, all signs requiring sign permits shall comply with the following special requirements for the area north of Bear Creek.

17.36.630 - Individual letters—Exceptions.

All signs shall contain individual letters, except directory signs, nameplates, parking lot signs, political signs, development signs, real estate signs, temporary signs, signs identifying the location of a manager of an office, or tenant identification signs in a commercial office building which do not exceed two square feet.

17.36.640 - Wall type.

Except as may be indicated otherwise in this article, only building wall signs shall be permitted.

17.36.650 - Total square footage—Commercial zone.

A. Total square footage of all signs on a use within a building zoned commercial, except C-O (or zoned P-D (Planned Development) with commercial uses, except C-O uses in areas designated for office use), may not exceed the square footage contained in the following chart:

DRAFT

Building Frontage	10 Feet or Under	20 Ft	40 Ft	60 Ft	80 Ft	100 Ft	125 Ft	150 Ft	200 Ft	250 Ft	300 Ft	350 Ft or over
Distance from Property Line in Feet*	Square Feet											
Under 50 Ft*	20	22	24	27	31	36	42	49	57	66	76	87
100 Ft*	22	24	27	31	36	42	49	57	66	76	87	99
200 Ft*	24	27	31	36	42	49	57	66	76	87	99	112
300 Ft*	27	31	36	42	49	57	66	76	87	99	112	126
400 Ft*	31	36	42	49	57	66	76	87	99	112	126	141
500 Ft* Or Over*	36	42	49	57	66	76	87	99	112	126	141	157

*Distance from property line (in feet).

(If building frontage and/or distance from property line measurement(s) are between two values on chart, interpolate between the values to arrive at permitted sign area.)

NOTE: The amounts of signing shown in the above chart are maximum cumulative amounts for retail commercial uses located north of Bear Creek within the city. ~~A retail commercial use requiring a conditional use permit may be allowed less than the maximum, based upon additional design criteria.~~ Individual retail commercial uses containing more than twenty-five thousand square feet of building area are eligible under a conditional use permit for a discretionary sign square footage bonus of up to fifty percent of the amounts shown.

B. A building of less than twenty-five thousand square feet, which has one building frontage and an exterior building side not on the public street, is permitted signage as follows:

Total sign area for a building be either:

1. The amount permitted for the building frontage plus the amount that would be permitted for exterior building side were said exterior building side the same distance from the property line as the building frontage; or,

2. A commercial building which consists of two or more usable stories is permitted up to fifty percent additional sign area with a conditional use permit.

DRAFT

C. For any building allowed to utilize two building frontages or a building frontage and a building side for computing signing the maximum size for any one building frontage or side cannot exceed ~~fifty~~ seventy-five percent of the total of all authorized signing, or the maximum amount of signing authorized by subsection A for that building frontage or side, whichever is greater, except by administrative conditional use permit.

D. A commercial building which contains two or more tenants is permitted a two square foot tenant identification sign for each tenant in addition to permitted wall signing.

E. Shopping centers with tenants having no exterior walls may be allowed a directory sign, mounted to a building, of up to twelve square feet. ~~with a conditional use permit~~.

F. When a building frontage consists of more than one wall segment located at varying distances from the street property line in question, maximum sign size from the chart in subsection A shall be based upon:

1. The building frontage setback of the wall segment on which the sign is to be located; and,
2. The sum of the lineal length(s) of:
    a. The wall segment upon which the sign is to be located; and,
    b. Any additional wall segments which have an equal or less building frontage setback.

G. If a use within a building does not have a building frontage, then the use's portion of the side of the building closest to a street shall be treated as though it were a building frontage.

H. If a use within a building has two or more building frontages, the total allowed sign square footage for the use within the building shall be limited to the total square footage of signs allowed by the chart on the two building frontages closest to the street.

17.36.660 - Total square footage—C-O zone—Use permit.

On property zoned C-O (or zoned P-D (Planned Development) and designated for office uses), total signing shall be limited to the following:

~~A. Tenant identification signs shall be plaque signs not exceeding two square feet for each tenant;~~

~~B~~A. A tenant identification sign(s) of individual letters up to a maximum of one-fourth square foot of signing for each lineal foot of building frontage may be allowed ~~with a conditional use permit~~, but in no case shall the sign exceed twenty-five square feet;

DRAFT

~~C~~B. Directory signs as provided in Section 17.36.670;

~~D~~C. Each building shall be permitted up to ~~four~~ twenty-five square feet for a plaque identification sign;

~~E~~D. A building or office complex identification sign(s) of individual letters up to a maximum of one-fourth square foot of signing for each lineal foot of building frontage shall be allowed, but shall not exceed twenty-five square feet.

~~F~~E. If a building, or a use within a building has two building frontages, the total allowed sign square footage can be computed by combining the signing allowed on each frontage.

~~G~~F. Notwithstanding subsection E, an additional fifty percent of signage (not to exceed 37.5 square feet) may be allowed for the following ~~with a conditional use permit~~:

1. A building with two or more usable stories;
2. A single story building with one hundred feet or more of frontage;
3. An office complex.

17.36.665 - Monument signs and decorative wall signs.

In commercial zones and P-D zones, a monument sign or decorative wall sign identifying a freestanding building, office building, tenant in an office building, office complex or shopping center, ~~and counts toward the maximum allowed sign area~~, may be allowed subject to the following:

A. A freestanding building, office building, tenant in an office building or office complex may be permitted a monument sign or a decorative wall sign ~~with a conditional use permit~~, and a church may be permitted a decorative wall sign ~~with a conditional use permit~~.

B. A shopping center of less than thirty-five thousand square-feet may be permitted a monument sign or a decorative wall sign ~~with a conditional use permit~~. Refer to Section 17.36.667 for shopping centers over thirty-five thousand square-feet.

C. A freestanding building located within a shopping center may be permitted a monument sign or decorative wall sign ~~with a conditional use permit~~.

D. An office complex with four hundred feet or more of street frontage may be permitted two monument signs or decorative wall signs ~~with a conditional use permit~~.

DRAFT

E. A monument structure shall not exceed a height of four feet or a length of six feet, and a monument sign shall not cover more than ~~forty~~ fifty percent of the face of the monument structure. ~~In granting a conditional use permit, t~~The structure height may be reduced below the four-foot maximum if the height is greater than six feet above sidewalk or curb grade. The foundation/base shall be a minimum eighty percent of the monument structure length. Materials, color and arrangement shall be compatible and consistent with the freestanding building, office building, office complex, or shopping center.

F. A decorative wall shall not exceed a height of four feet and a decorative wall sign shall not cover more than twenty percent of the face of the decorative wall. Materials, color and arrangement shall be compatible and consistent with the freestanding building, office building, office complex, shopping center or church.

G. A monument structure or decorative wall shall have a minimum three-foot setback from any property line and shall not be permitted in a corner triangle.

H. Individual letters and logos for a monument structure or decorative wall may be internally illuminated.

I. A monument sign or decorative wall sign shall include a street address not to be counted towards the total sign area permitted.

J. The sign area on the monument sign shall not count toward the allowable sign area for each individual tenant as long as the sign area for each tenant on the sign does not exceed more than 50% of the face of the monument structure.

17.36.667 - Free-standing or wall-mounted signs identifying shopping centers over ~~thirty~~twenty-five thousand square feet and comprehensive sign programs.

Shopping centers or office complexes with a mix of retail and professional office tenants having at least ~~thirty~~twenty-five thousand square feet of gross floor area and located within commercial zones and P-D zones may be allowed a free-standing or wall-mounted sign with a conditional use permit subject to review by the planning commission and to the following limitations:

A. The shopping center sign may advertise the name of the center, the tenants in the center, or both the center and tenant names. Tenant advertising on a shopping center sign is not counted as part of the overall sign area permitted by Section, 17.36.650, "Total Square Footage—Commercial

DRAFT

Zone." The area of the name of the shopping center is in addition to the permitted copy area.

B. Individual letters are required; Logos may be permitted. The background area immediately adjacent to the copy portion of the sign may include trademark colors, ~~however, it may not~~ may be illuminated unless adjacent to residential uses in which case the Planning Commission has the discretion to allow such illumination with or without conditions, and must be constructed of a material that is compatible with the texture and materials of the shopping center buildings. ~~Additionally, background area with trademark colors will be considered park of the total allowed signage~~. Individual letters and logos may be internally illuminated.

C. Materials, color and arrangement shall be compatible and consistent with the shopping center buildings.

D. A maximum of two shopping center signs on one arterial street may be allowed. At least ~~eight~~ four hundred feet of combined arterial street frontage is required to qualify for one sign, except that shopping centers existing at the time of adoption of this section meeting all other requirements of this section are not bound by this requirement. An additional ~~one thousand five~~ eight hundred feet of frontage is required for a second sign.

E. The maximum height and size allowances for shopping center signs are different in the Neighborhood Commercial (C-N), Thoroughfare Commercial (C-T), and Regional/Community Commercial (R-C) land use designations. See table below:

DRAFT

Shopping Center Sign Standards by Land Use Designation		
Sign Feature	General Plan Land Use Designation	
	Neighborhood Commercial / Thoroughfare Commercial	Regional/Community Commercial
Overall Height (as measured from top of sidewalk or curb)	12.5 feet + 2' appurtenance	20' + 3' appurtenance
Structure Area	12.5' high by 8' wide / 100 square feet per face	20' high by 13' wide / 260 square feet per face
Sign Area	~~40~~50% of Structure Area, not to exceed ~~40~~ 50 square feet per face	~~40~~50% of Structure Area, not to exceed ~~104~~ 130 square feet per face

F. A minimum of ten square-feet or as otherwise approved by the Planning Commission of "Sign Area" is required for each tenant displayed on a shopping center sign.

.G. The foundation base shall be a minimum eighty percent of the sign structure length.

H. The sign structure shall have a minimum three-foot setback from any property line and shall not be permitted in a corner triangle.

I. The location of the shopping center sign shall be determined by the planning commission.

J. An application to construct a shopping center sign shall be signed by all property owners of the shopping center.

K. Compliance with Section 17.36.780 "Use Permit—Criteria."

L. Shopping Centers or office complexes with a mix of retail and professional office tenants may be allowed through a conditional use permit approved by the Planning Commission to adopt a comprehensive sign program as follows:

1. The comprehensive sign program shall consist of all signs on the premises that can be viewed from a public street, including but not limited to, directional signs, directory signs, shopping center signs, monument signs, and individual tenant signs. The sign program

DRAFT

shall establish a comprehensive design theme and set forth size, location, illumination, materials, and other design requirements for all signs.

2. With such a comprehensive sign program, a shopping center or mixed-use office complex may be eligible for "bonus" sign area greater than allowed under overall sign area permitted by Section, 17.36.650, "Total Square Footage—Commercial Zone," (or other sign size restrictions defined elsewhere in the Merced Municipal Code) if the following criteria are met. Items "a" and "b" below may be combined for a "bonus" of no more than 70 percent:

   a. A "Bonus" of up to 30 percent shall be granted if permanent copy is included on the shopping center sign that states "City of Merced," "Welcome to Merced," or equivalent language, as approved by the Planning Commission.

   b. A "Bonus" of up to 60 percent may be granted, pending approval by the Planning Commission, if enhanced design features (such as additional landscaping, water features, decorative artwork, seating areas, etc.) are incorporated into the shopping center.

   c. A "Bonus" which would allow a "Changeable Copy Sign" of no more than 50 percent of the total sign area to be incorporated into the shopping center sign; and if the owner agrees to allow the City to advertise the City or community/City sponsored events, at the discretion of the City, on the sign on a continuous and ongoing basis as part of a continuous rotation of advertising or as otherwise defined by the Planning Commission. The Planning Commission may increase the total sign area and/or reduce the amount of City advertising for unique circumstances, such as motion picture/performing arts theaters. Other than those City events above, the Changeable Copy Sign shall not advertise any business, commodity, service, industry or other activity, which is not sold, offered, or conducted on the premises upon which the sign is located or affixed.

   d. A "Bonus" consisting of an increased maximum allowable height of a shopping center sign, not to exceed 50 percent of the maximum allowable height spelled out in the Table in Section 17.36.667(E), may be granted, pending approval by the Planning Commission, if the criteria for either "a" or "b" above are met.

DRAFT

17.36.670 - Directory signs.

A. Directory signs shall be limited to no more than one twelve square foot sign for each driveway entrance to a building or office complex and one six square foot sign for each pedestrian entrance.

B. The number of directory signs may not exceed the number of entrances unless a conditional use permit is obtained.

C. If visible from a public street, a directory sign shall be wall-mounted and illuminated only with indirect lighting.

D. A building sign(s), office complex sign(s) or tenant identification sign(s), with the exception of plaque signs, may be internally illuminated with a conditional use permit.

17.36.680 - Flags—Use permit.

Flags, other than United States or California flags, may be allowed for commercial advertising purposes with an administrative conditional use permit, but the square footage shall be counted toward the total sign square footage allowed on the property.

17.36.690 - Electronic time/temperature—Use permit.

A building wall or fascia sign not exceeding six square feet per face that displays the time and/or temperature by electronic means may be allowed ~~with a use permit~~ on property zoned commercial or zoned P-D (Planned Development) with commercial uses.

17.36.700 - Barber poles.

Barber poles shall not exceed two and one-half feet in length and shall be wall-mounted to the business being identified.

17.36.710 - Manager location sign.

A sign which identifies the location of a manager of an office or residential complex shall not exceed one square foot in area.

17.36.720 - On-site development sign—Conditions.

An on-site development sign, limited to identifying the name of the development, the builder/developer, any logo, and the sales agent, shall be allowed under the following conditions:

A. A tentative or final map for the development has been approved;

B. The display surface area does not exceed eighty square feet and the sign is not over fourteen feet in height;

C. The sign is located at least five feet inside the property line;

D. The sign is not directly illuminated;

DRAFT

E. The sign is removed within six months after completion of construction, or within two years from the time construction of the development begins, whichever is less, except that said period may be extended by conditional use permit.

17.36.730 - On-site development sign—Alternative—Permit.

In lieu of an on-site development sign allowed by Section 17.36.720, or in those instances where a tentative or final map is not required for construction work, an on-site construction sign identifying the architect, engineer, contractor, builder, sales agent or future tenant associated with the work shall be allowed with a sign permit under the following conditions:

A. The display surface area of the sign(s) shall not exceed thirty-two square feet if the property is less than one acre, nor more than thirty-two feet per frontage if the property is one acre or more;

B. Only one sign per frontage shall be allowed;

C. The height of any sign shall not exceed eight feet;

D. The sign(s) shall not be directly illuminated;

E. The sign is located at least ten feet inside the property line;

F. The sign is removed within seven days after substantial completion of the construction.

17.36.740 - Off-site development—Conditions.

An off-site development sign identifying the location of a development shall be allowed under the following conditions:

A. A tentative or final map for the development has been approved;

B. The display surface area does not exceed ten square feet, and the sign is not over six feet in height;

C. The sign is not directly illuminated;

D. The sign is removed within six months after completion of construction, or within two years from the time construction of the development begins, whichever is less, except that said period may be extended by conditional use permit.

17.36.760 - Residential subdivisions—Use permit.

Residential subdivisions may be allowed a wall-mounted entrance sign identifying the complex under an administrative conditional use permit.

DRAFT

17.36.770 - Six-inch street address—When a requirement.

All commercial uses, industrial uses, and residential uses of over four units shall install street address numbers of at least six inches high which are clearly visible from the nearest street. Sample street address numbers shall be shown on all construction drawings for building permits and on building elevations required for any city permit. The numbers shall be considered an architectural feature with color and/or material consistent with the building trim.

17.36.780 - Use permit—Criteria.

In addition to any other criteria that may be considered regarding an application for a conditional use permit required by this article, the planning commission and/or director of development services shall consider:

A. The availability of appropriate sign locations of sufficient size upon the structure;

B. Compatibility of the proposed signs with surrounding uses;

C. The proximity of signs to adjacent streets;

D. The size of logos on fascias with limited vertical distance; and

E. Such other factors that may pertain to the overall appearance and quality of signing for the particular area within which a sign is proposed.

17.36.790 - Logos.

Notwithstanding Section 17.36.630, a logo, with or without individual letters, shall be permitted so long as the logo does not exceed twenty-five percent (25%) of the total permitted sign area. With an administrative conditional use permit, the percentage may be increased by up to fifty percent (50%) of the total permitted sign area.

17.36.795 - Administrative conditional use permit.

A. Applications for the conditional use permits required under Chapter 17.36, excepting section 17.36.640, may be acted upon by the development services director within the conditions, limitations and procedures imposed on the planning commission by ~~Chapter 20.64~~Section 20.68.020 and this chapter.

B. In the event the director of development services is of the opinion the administrative conditional use permit application is of such magnitude as to be of special interest to the people of the city and the planning commission, he/she shall refer the request to the planning commission for hearing and decision.

DRAFT

C. Appeal from the decision of the director of development services shall be to the planning commission in accordance with Section ~~20.64.110~~20.68.020(G) and 20.74 (Appeals).”

SECTION 9. AMENDMENT TO CODE. Section 17.36.800 through Section 17.36.910, “Signs—Article IV—Regulations for Downtown” of the Merced Municipal Code is hereby repealed and amended to read as follows:

“17.36.800 ~~—~~ Planning Commission/Design review commission.

All signs erected, placed, maintained (other than as described in Section 17.36.860) or modified within boundaries established in Chapter ~~20.86~~20.68 thereof shall be reviewed by the Planning Commission/D~~d~~esign ~~review~~ Review ~~commission~~ Commission staff as set forth in Chapter ~~20.86~~20.68 and shall be subject to the following special requirements which are in addition to all other applicable requirements contained in this chapter and Title 20 of this Code.

17.36.810 - Freeway district.

A. The freeway district includes all the development project area between the Southern Pacific railroad tracks and Highway 99, all commercially zoned areas within the Design Review Area as defined in Chapter 20.68 ~~redevelopment project area~~ east of G Street and north of Highway 99, and all properties with State Highway 59 frontage located north of the Southern Pacific Railroad south of West 16th Street and east of Bear Creek.

B. In addition to other allowed signs, the following uses within this district may be allowed one on-site freestanding freeway sign with a maximum height not to exceed fifty (50) feet above the crown of the freeway:

1. a hotel or motel;
2. a restaurant or drive-in;
3. a gasoline station;
4. a shopping center
5. an auto sales lot or showroom.

The square footage of the freestanding sign shall be in addition to that allowed by Section 17.36.830.

C. In lieu of the sign described in B. above and subject to conditional use permit approval, two or more of the businesses therein described with lot areas totaling at least twenty-five (25) acres or more may be allowed up to two off-site or one on-site and one off-site freestanding signs provided

DRAFT

that the following minimum conditions are met: (1) all the uses are in a C-G (General Commercial) or C-T (Thoroughfare Commercial) zone;(2) no sign is over seventy-five (75) feet above the crown of the freeway; (3) the sign(s) is within two hundred (200) feet of the freeway; (4) the square footage of the sign(s) does not exceed nine hundred fifty (950) square feet per face, or nineteen hundred (1,900) square feet total sign area; and (5) the height of the sign(s)does not exceed seventy-five(75) feet.

The square footage of the freestanding sign(s) shall be in addition to that allowed by Section 17.36.830 and Title 20.

D. For those properties with State Highway 59 frontage north of the Southern Pacific Railroad south of West 16th Street to Bear Creek, the freestanding sign shall be located adjacent to the south property line and the Southern Pacific Railroad right-of-way line.

17.36.820 - Vehicle sales district.

A. The vehicle sales district includes all the Design Review Area as defined in Chapter 20.68 ~~redevelopment project area~~ between T Street and Bear Creek and between the alley south of 19th Street and the Southern Pacific railroad tracks.

B. In addition to other allowed signs, vehicle dealers within this district may be allowed one freestanding sign not to exceed two hundred square feet with a maximum height of twenty-five feet. The freestanding sign shall be in addition to the total square footage of signing allowed by Section 17.36.830.

17.36.830 - Total square footage.

A. A maximum of one (1) square foot of signing is permitted for each foot of primary building frontage. Buildings of two (2) or three (3) stories (exclusive of mezzanine) are permitted a fifty (50) percent increase in maximum signing and buildings of four (4) or more stories (exclusive of mezzanine) are permitted a hundred (100) percent increase in maximum signing, provided, that signs for first floor uses do not exceed one (1) square foot per foot of primary building frontage. All signs must be placed at ground floor level or uppermost floor level and no roof-mounted signs are permitted.

B. An additional fifty (50) percent of the allowed signing in subsection A of this section is permitted for each foot of secondary building frontage.

C. If no building exists on a lot, one (1) monument sign for a business located on the lot shall be permitted not to exceed fifty (50) square feet of sign area.

DRAFT

D. For buildings that are set back more than fifty (50) feet from the property line, the ~~design review commission~~City may permit an additional five (5) square feet of signing for every twenty (20) feet the building is set back from the property line.

E. The amount of signing permitted in subsections A and B of this section cannot be combined onto one (1) side of the building. The signing must be used on the side of the building from which it is calculated.

F. Instructional signs that are four (4) square feet or less per face shall not count towards total square footage.

17.36.835 - Blade signs.

Blade signs that identify a business and are counted towards the maximum allowed sign area for a particular parcel may be permitted in ~~redevelopment~~ downtown ~~project~~ area~~s~~, by an application for administrative staff review through the planning department, if the following requirements are met:

A. A blade sign must have a vertical clearance of eight (8) feet above the sidewalk or other public right-of-way and cannot exceed a height of more than six (6) feet above the height of the entryway of the building on which the sign is mounted or as otherwise approved by the Planning Commission through the approval of a comprehensive sign program conditional use permit;

B. A blade sign must be attached by a wrought iron or similar metal framework to the building wall. Materials, color, and arrangement of the sign shall be compatible and consistent with the building and neighboring structures.

17.36.840 - Window signs.

No more than thirty-five (35) percent of all the window area can be covered. Temporary window signs that will exist for less than thirty (30) consecutive days do not need prior planning ~~design review~~ commission approval. Any permanent signage affixed to the window shall be of high quality materials and shall not include tempera paint. Permanent window signs shall be counted towards the total square footage permitted in any particular parcel.

17.36.850 - Prohibited signs.

No person shall erect or place or allow or permit to be erected or placed any of the following signs in the design review boundaries as described in Section 20.86.010 thereof:

DRAFT

A. Projecting signs, with the exception of a blade sign as defined in Section 17.36.035 of this chapter and meeting the requirements in Section 17.36.835 of this chapter;

B. Freestanding signs over six (6) feet in height (inclusive of supports) measured at grade or exceeding thirty (30) square fee per face, except as permitted by Section 17.36.810(B), Section 17.36.810(C) and Section 17.36.820 of this chapter;

C. Billboards, unless located in an industrial zone;

D. Signs emitting any foreign materials (sound, smoke, etc.);

E. Signs with flashing or pulsating illumination (except for the sign(s) described in Section 17.36.810(C) of this chapter which may be allowed by conditional use permit;

F. Signs affixed to, laid upon, painted on or attached to the roof of any structure or building;

G. A United States flag and/or a California flag of any size shall be permitted to be flown less than forty (40) feet above grade; all other flags shall be considered signs subject to all limitations contained in this chapter.

17.36.860 - Sign maintenance.

Sign maintenance does not require review by the ~~design review~~planning commission. Sign maintenance is defined as repainting a sign the same color or repairing broken or defective parts of the sign. Sign maintenance does not include altering in any way the contents, design or structure of the sign, or improving the sign beyond its original condition. Maintenance of nonconforming signs shall also be subject to the limitations set forth in Sections 17.36.510 and 17.36.880.

17.36.880 - Nonconforming signs.

A. A nonconforming sign shall not be replaced, altered, reconstructed, relocated or expanded in any manner unless and until the sign is made to conform with the provisions of this chapter. Ordinary maintenance and minor repairs which will not increase the normal life of the sign are permitted.

B. Replacement of a sign face, or one (1) or more removable panels on the sign, to display new content or design shall ~~not~~ be permitted. ~~unless and until the entire sign is made to conform with the provisions of this chapter~~.

C. In the event of a change of name or logo of the business identified or advertised by a nonconforming sign, the entire sign shall not be made to conform with the provisions of this chapter.

DRAFT

17.36.890 - Historical resources.

Notwithstanding any other provision hereof, a sign which has been designated an historic resource in accordance with Chapter 17.54 or the reproduction of such a sign shall not be subject to the requirements of this article or Section 17.36.510.

17.36.900 - Public parking lots.

Wall signs shall be permitted facing city-owned parking lots in accordance to the requirements set forth in Section 17.36.490 of this chapter. A building adjacent to a city-owned parking lot shall be permitted to have signage on the wall facing that parking lot. The building elevation fronting on that parking lot shall be counted as building frontage and the wall sign shall count towards the total square footage of signage permitted.

17.36.910 – Historic or Multi-Story Buildings

Notwithstanding any other provision hereof, a structure that has been designated an historic resource in accordance with Chapter 17.54 or a structure over 2 stories within the Downtown area are eligible to adopt a comprehensive sign program that meets the requirements of 17.36.667(L)(1) and which may grant exceptions to the provisions of Chapter 17.36, Article IV, if approved through a conditional use permit approved by the Planning Commission.

SECTION 10. EFFECTIVE DATE. This Ordinance shall be in full force and effect thirty (30) days after its adoption.

SECTION 11. SEVERABILITY. If any section, subsection, subdivision, sentence, clause, phrase, or portion of this Ordinance, is for any reason held to be invalid or unconstitutional by the decision of any court of competent jurisdiction, such decision shall not affect the validity of the remaining portions of this Ordinance. The City Council hereby declares that it would have adopted this Ordinance, and each section, subsection, subdivision, sentence, clause, phrase, or portion thereof, irrespective of the fact that any one or more sections, subsections, subdivisions, sentences, clauses, phrases, or portions thereof be declared invalid or unconstitutional.

SECTION 12. PUBLICATION. The City Clerk is directed to cause a summary of this Ordinance to be published in the official newspaper at least once within fifteen (15) days after its adoption showing the vote thereon.

DRAFT

The foregoing Ordinance was introduced at a regular meeting of the City Council of the City of Merced on the ____ day of _____, 2019, and was passed and adopted at a regular meeting of said City Council held on the ____ day of _____, 2019, by the following called vote:

AYES: **Council Members:**

NOES: **Council Members:**

ABSTAIN: **Council Members:**

ABSENT: **Council Members:**

APPROVED:

_____
Mayor

ATTEST:
STEVE CARRIGAN, CITY CLERK

BY:_____
Assistant/Deputy City Clerk

(SEAL)

APPROVED AS TO FORM:

_____
City Attorney **Date**

DRAFT

PUBLIC NOTICE OF ADOPTION OF ORDINANCE

CITY OF MERCED

ORDINANCE NO. _____

NOTICE IS HEREBY GIVEN that on _____ __, 2019, the City Council of the City of Merced adopted Ordinance No. _____, entitled:

AN ORDINANCE OF THE CITY COUNCIL OF THE CITY OF MERCED, CALIFORNIA, AMENDING CHAPTER 20.62 ("SIGNS") OF THE MERCED MUNICIPAL CODE AND CHAPTER 17.36 ("SIGNS") OF THE MERCED MUNICIPAL CODE), INCLUDING ARTICLE I—DEFINITIONS, ARTICLE II—GENERAL REGULATIONS, ARTICLE III—REGULATIONS FOR NORTH MERCED, AND ARTICLE IV—REGULATIONS FOR DOWNTOWN.

Ordinance No. _____ amends Merced Municipal Code Section 20.62 ("Signs") and Section 17.36 ("Signs"), which regulates signs within the City of Merced.

Ordinance No._____ was adopted by the following roll call vote of the City Council:

AYES: Council Members:

NOES: Council Members:

ABSTAIN: Council Members:

ABSENT: Council Members:

A copy of the full text of Ordinance No. _____ is available for review in the Office of the City Clerk, City of Merced, 678 West 18th Street, Merced, California, and on the City's website at www.cityofmerced.org.

_____

ASSISTANT CITY CLERK

PUBLISH:

DRAFT

Planning Commission Minutes Excerpts
OCTOBER 9, 2019

4.3 Sign/Zoning Ordinance Amendment #19-04, initiated by the City of Merced. This application involves changes to the Merced Zoning Ordinance (Chapter 20.62 "Signs" of the Merced Municipal Code) and Sign Ordinance (Chapter 17.36 "Signs" of the Merced Municipal Code), including Article I—Definitions, Article II—General Regulations, Article III—Regulations for North Merced, and Article IV—Regulations for Downtown. This amendment would involve various additions and modifications to the City's requirements for signs.

Planning Manager ESPINOSA reviewed the report on this item. For further information, refer to Staff Report #19-25- Addendum.

There was no one present wishing to speak regarding this project; therefore, public testimony was opened and closed at 7:57 p.m.

M/S DYLINA-CAMPER, and carried by the following vote, to recommend to City Council adoption of a Categorical Exemption regarding Environmental Review #19-21, and to recommend approval to the City Council of Sign/Zoning Ordinance Amendment #19-04, subject to the Findings set forth in Staff Report #19-25 - Addendum (RESOLUTION #4029):

AYES: Commissioners Butticci, Camper, Dylina, Rashe, and Vice Chairperson Harris
NOES: None
ABSENT: None (two vacancies)
ABSTAIN: None

CITY OF MERCED
Planning & Permitting Division

STAFF REPORT: #19-25 - Addendum **AGENDA ITEM: 4.3**

FROM & PREPARED BY: Kim Espinosa, Planning Manager

PLANNING COMMISSION MEETING DATE: Oct. 9, 2019 (Continued from Sept. 18, 2019)

CITY COUNCIL MEETING DATE: Nov. 18, 2019 (Tentative)

SUBJECT: **Sign/Zoning Ordinance Amendment #19-04**, initiated by the City of Merced. This application involves changes to the Merced Zoning Ordinance (Chapter 20.62 "Signs" of the Merced Municipal Code) and Sign Ordinance (Chapter 17.36 "Signs" of the Merced Municipal Code), including Article I—Definitions, Article II—General Regulations, Article III—Regulations for North Merced, and Article IV—Regulations for Downtown. This amendment would involve various additions and modifications to the City's requirements for signs. *PUBLIC HEARING*

ACTION: PLANNING COMMISSION:

Recommendation to City Council

1) Environmental Review #19-21 (Categorical Exemption)
2) Sign/Zoning Ordinance Amendment #19-04

CITY COUNCIL:

Approve/Disapprove/Modify

1) Environmental Review #19-21 (Categorical Exemption)
2) Zoning Ordinance Amendment #19-04

SUMMARY

The City is proposing various amendments to the Sign and Zoning Ordinances regarding sign regulations to address some immediate issues prior to the commencement of a Comprehensive Sign Ordinance Update in late 2019/early 2020. These amendments would include new/modified definitions; the allowance of new comprehensive sign programs (including bonus signage amounts and features in exchange for meeting certain criteria and/or providing community benefits) for shopping centers in all areas of the City through the adoption of a conditional use permit; the elimination of the requirement for administrative conditional use permits for various signs in Commercial Office (C-O) areas, monument signs, and decorative wall signs; exempting sign area on monument signs and shopping center signs from the maximum allowable sign area for individual tenants; and the allowance for comprehensive sign programs for historic resources or buildings over 2 stories in the Downtown area. The Planning Commission reviewed the changes on September 18, 2019, and continued the public hearing to allow more time for legal review. The City Attorney's office has completed their review, and there were a number of changes, which are outlined in Findings B and D below. Staff is recommending approval of the revised Ordinance. (Changes from the previous staff report are presented in underlined text.)

RECOMMENDATION

Planning staff recommends that the Planning Commission recommend approval to the City Council of a Categorical Exemption (Environmental Review #19-21—Attachment B) and Sign/Zoning Ordinance Amendment #19-04 (including the adoption of the Resolution at Attachment C) as described in the Draft Ordinance at Attachment A.

PROJECT DESCRIPTION

This application involves changes to the Merced Zoning Ordinance (Chapter 20.62 "Signs" of the Merced Municipal Code) and Sign Ordinance (Chapter 17.36 "Signs" of the Merced Municipal Code), including Article I—Definitions, Article II—General Regulations, Article III—Regulations for North Merced, and Article IV—Regulations for Downtown. This amendment would involve various additions and modifications to the City's requirements for signs including, but not limited to, new/modified definitions; the allowance of new comprehensive sign programs (including bonus signage amounts and features in exchange for meeting certain criteria and/or providing community benefits) for shopping centers in all areas of the City through the adoption of a conditional use permit; the elimination of the requirement for administrative conditional use permits for various signs in Commercial Office (C-O) areas, monument signs, and decorative wall signs; exempting sign area on monument signs and shopping center signs from the allowable sign area for individual tenants; and the allowance for comprehensive sign programs for historic resources or buildings over 2 stories in the Downtown area.

BACKGROUND

The City of Merced's current regulations regarding signage can be found in two locations: 1) Section 17.36 under Title 17 (Buildings and Construction) of the Merced Municipal Code, which is subdivided into four sections; and, 2) Chapter 20.62 (Signs) of the City's Zoning Ordinance (Title 20 of the Merced Municipal Code). Section 17.36, which is more commonly known as the Sign Ordinance, is subdivided into four major sections: 1) Article I—Definitions; 2) Article II—General Regulations; 3) Article III—Regulations for North Merced; and, 4) Article IV—Regulations for Downtown.

The City completed a comprehensive Zoning Ordinance Update in 2016. Under the previous Zoning Ordinance, regulations regarding signage were spread throughout the Zoning Code in addition to those within the Sign Ordinance (Section 17.36). Under the new Zoning Code, all the sign regulations within the Zoning Code were consolidated and reformatted into Chapter 20.62, but the regulations themselves did not change.

As mentioned above, the Sign Ordinance contains general regulations and definitions which apply to all areas of the City, but there are specific regulations that apply only to North Merced (north of Bear Creek) and the Downtown (which generally covers an area from 19th to 14th Streets and Bear Creek to Highway 99 that corresponds to the Design Review/previous Downtown Redevelopment Area boundary).

Both the North Merced and Downtown Sign Regulations were established in the early 1980's in an effort to achieve higher standards for signage within those two areas than what was required for the rest of the City. The North Merced regulations include sign allowances based on frontage and distance from the street, regulations for monument signs and shopping center signs, a requirement

for signs to contain individual letters (except logos), and administrative and Planning Commission approvals required for many signs. The Downtown Sign Regulations include special provisions for a Freeway District and a Vehicle Sales District as well as for Blade Signs and Window signs.

Various sections of the Sign regulations have been amended over the years to address temporary signs, blade signs, monument signs, commercial sign allowances in North Merced, freestanding shopping center signs, billboards, and the Freeway District. However, a comprehensive update of the Sign Ordinance has not been completed. Subsequently, the City's current Sign Ordinance does not adequately address, and in some cases does not address at all, many modern sign designs (such as LED/Digital signs, inflatable signs, feather signs, sandwich boards, human signs, etc.), the Reed vs. Gilbert Supreme Court Case, and regulations for political signs, signs within the public right-of-way, gasoline price signs, and signs within residential zoning districts, to name just a few.

In July 2019, City staff issued a Request for Proposals (RFP) to hire consultants to complete a Comprehensive Sign Ordinance Update, with proposals due on September 13, 2019. (Two proposals were received and interviews with City staff are scheduled for October 16, 2019.) However, because of the extensive public and business outreach and the time (approximately 12-18 months) needed to complete a Comprehensive Sign Ordinance Update, City staff is currently proposing some minor amendments to the Sign Ordinance, mostly in North Merced and focused on Shopping Center Signs, to address some immediate needs raised by prospective and existing businesses in the City.

On September 18, 2019, staff went over the proposed sign ordinance revisions with the Planning Commission. After the discussion, the Planning Commission continued the public hearing to tonight's agenda to allow more time for legal review. The City Attorney's office has completed their review and there were a number of changes, which are noted in Findings B and D below.

FINDINGS/CONSIDERATIONS:

General Plan Policies Related to This Application

A) The proposed sign/zoning ordinance amendment would make changes in response to various issues regarding signage that have been raised by prospective and existing businesses in the City. General Plan Implementing Action L-2.3.d calls for the City to review and update the Zoning and Sign Ordinances as needed.

General Overview of Proposed Changes to the Sign and Zoning Ordinance

B) The City of Merced is proposing to adopt revisions to the Sign and Zoning Ordinances (Attachment A, now in the form of a draft ordinance) to address various signage issues prior to the Comprehensive Sign Ordinance Update. These modifications include:

Section 17.36 (Sign Ordinance)—Articles I through IV

1) Changing all the references to "Planning Director" or "Director of Planning" to "Director of Development Services" to address the change in job title since the code was originally adopted;
2) Changing all remaining references to the "Redevelopment Area" which were previously changed to "Downtown" or "Design Review Area" after the Redevelopment Agencies in California were dissolved in 2012, but a few were missed;

Section 17.36—Article I--Definitions

3) Adding or clarifying definitions to Article I of the Sign Code for "Changeable Copy Sign," "Flashing Sign," and "Moving Sign" in order to address conflicts between the definitions which do not allow for signs with changeable copy if done by digital means and to clarify that such signs will be allowed for certain uses, such as gasoline price signs, movie theaters, time/temperature signs, etc.;
4) Clarifying the definition of a "Marquee" to use more common language;

Section 17.36—Article II—General Regulations

5) Allowing "Marquee" signs to project over the outer edge of the marquee if approved by the Planning Commission through the adoption of a comprehensive sign program conditional use permit (see Findings C and D for a more detailed explanation of the comprehensive sign program);
6) Clarifying that for signs regulating on-premises parking or traffic (i.e. "Drive-thru," "Enter Here," "Exit," etc.) that only the portion of the sign which contains an actual logo or name of the business is counted toward the maximum allowable signage;
7) Allowing shopping centers in all zones to be eligible for freestanding shopping center signs through the adoption of a comprehensive sign program (see Findings C and D);

Section 17.36—Article III—Regulations for North Merced

8) Removing the provision that allows for reducing the amount of maximum allowed signage for a business through a conditional use permit to the interests of fairness to all businesses;
9) Increasing the percentage of signage allowed on any one building frontage from 50 percent without a conditional use permit to 75 percent and allowing that to be approved by an administrative conditional use permit (issued by City staff);
10) Allowing shopping centers with tenants having no exterior walls to have directory signs up to 12 square feet without requiring a conditional use permit;
11) In Commercial Office (C-O) zones or Planned Developments with C-O designations:
    (a) Removing the requirement for conditional use permits to get tenant signs up to 25 square feet;
    (b) Increasing the size of a plaque identification sign for each building from 4 to 25 square feet;
    (c) Allowing 50 percent bonus signage not to exceed 37.5 square feet for multi-story buildings, buildings with 100 feet or more of street frontage, or office complexes without requiring a conditional use permit
12) For monument signs and decorative wall signs:
    (a) Allowing the signage on the monument sign or decorative wall sign to not count against the maximum allowed sign area for each tenant (currently it counts against the maximum allowed sign area);
    (b) Removing the requirement to obtain a conditional use permit for various monument and decorative wall signs;
    (c) Increasing the maximum percentage from 40 percent to 50 percent that the monument sign can cover of the face of the monument structure;

13) For Free-standing or wall-mounted Shopping Center Signs, which require a conditional use permit from the Planning Commission:
    (a) Reducing the minimum size of the shopping center to qualify for such signs from 35,000 square feet to 25,000 square feet;
    (b) Allowing office complexes with a mix of retail and professional office tenants to qualify for such shopping center signs (i.e. the Plaza at El Portal is a good example of such a complex that doesn't currently qualify for such a sign);
    (c) Tenant advertising on a shopping center sign will not count toward the maximum allowable signage for each tenant (it currently does count);
    (d) Allows such signs to be illuminated unless adjacent to residential uses in which case the Planning Commission may allow the illumination, but with or without conditions (an example might be that the sign needs to be turned off by 10 p.m. or the amount of illumination would be reduced);
    (e) Allowing any background area with trademark colors to not be counted toward the maximum allowable signage for the tenant (it current does);
    (f) Increasing the maximum number of shopping center signs from 2 currently to up to 2 on each arterial street; reducing the amount of combined arterial street frontage required to qualify for one sign from 800 feet to 400 feet; and reducing the amount of additional street frontage to qualify for a second sign from 1,500 feet to 800 feet;
    (g) Adding shopping centers in Thoroughfare Commercial (C-T) zones to qualify for the same shopping center signs as Neighborhood Commercial (C-N) zones;
    (h) Increasing the maximum percentage from 40 percent to 50 percent that the sign area can cover of the face of the monument structure, increasing the amount from 40 to 50 square feet per face for C-N/C-T and from 104 to 130 square feet per face for Regional/Community Commercial (C-C) zones;
    (i) Allowing the Planning Commission to reduce the minimum sign area for each tenant on a shopping center sign from 10 square feet to address unique circumstances;
    (j) Adding the provisions for adoption of a Comprehensive Sign Program and "Bonus" signage through a Conditional Use Permit granted by the Planning Commission (See Findings C and D below for a detailed explanation);
    (k) Removing the requirement for a conditional use permit for electronic time and temperature signs and allowing flags for commercial advertising purposes with an administrative conditional use permit.

Section 17.36—Article IV—Regulations for Downtown

14) Change all references to the "Design Review Commission" to the "Planning Commission/Design Review Commission" or simply "Planning Commission" as the Planning Commission took over the duties of the Design Review Commission in 2013;
15) Allowing Blade Signs to be more than 6 feet in height if approved as part of a comprehensive sign program (see Findings C and D below);
16) Allowing the replacement of sign faces or changes in the business name or logo for non-conforming signs without bringing the entire sign into compliance;

17) Allowing reproductions of historic signs to be installed (i.e. the historic "Hotel Tioga" sign was removed some years ago for repairs and the new owners would like to replace them, but the original letters have been lost);
18) Allowing Historic or Multi-Story buildings in the Downtown Area to qualify for a comprehensive sign program (see Findings C and D below);

Zoning Ordinance Chapter 20.62—Signs

19) Changing the current provisions that allow shopping centers on a lot of 10 acres or larger in Thoroughfare Commercial (C-T) zones to get additional signs to make them eligible for shopping center signs through a comprehensive sign program instead to be more consistent with what is allowed in other areas.

Comprehensive Sign Programs and Bonus Signage

C) The most significant proposed change to the Sign/Zoning Ordinance would be to allow for the adoption of comprehensive sign programs for shopping centers (and offices with a mix of retail and office uses) through the adoption of a conditional use permit by the Planning Commission. Through the adoption of a comprehensive sign program, the shopping centers could also qualify for "bonus" signage above the maximum allowed if certain criteria are met.

Most shopping centers have comprehensive sign programs, but they are usually for internal use and spell out design criteria that the shopping center owners impose on their tenants to achieve consistency for signs throughout the center. However, there are examples of comprehensive sign programs that have been adopted by the City through the Planned Development/Master Plan process for such shopping centers as the Merced Marketplace (Lowe's, Best Buy, etc.) on Olive Avenue and the recently approved Merced Gateway project at Highway 99 and Campus Parkway. Other existing or proposed shopping centers that have recently expressed an interest in having such comprehensive sign programs include the Merced Mall (including the former Sears building) on Olive Avenue, the proposed Campus Parkway Plaza project across Coffee Street from Merced Gateway, the Plaza at El Portal on G Street, as well as the Merced Marketplace wanting to amend their current program to meet the needs of existing and future tenants. Over the years, some new businesses have also wanted to explore the option of installing reader boards or LED signs, which are not allowed under the City's current sign regulations in North Merced.

In recent years, the City has expressed interest in seeing more identification signage for the City of Merced itself, especially along important gateway/entrances to the City. That led to the idea of allowing shopping centers to obtain "bonus" signage in exchange for certain community benefits.

D) The proposed additions regarding comprehensive sign programs and bonus signage which would add a new section "L" at the end of MMC 17.36.667 (pages 18 and 19 of Attachment A) are spelled out in their entirety below. After reviewing the proposed revisions, the City Attorney's office noted that there could be First Amendment concerns with the requirement for public art and public open space in exchange for the bonus signage. Therefore, these sections have been changed to allow for enhanced design features, such as water features,

additional landscaping, decorative artwork, seating areas, etc., in exchange for the bonus signage. Some other minor language revisions were also made based on the legal review. With the other changes as noted in Finding B above, shopping centers throughout the City would qualify for these sign programs and bonus signage, not just centers in North Merced:

"L. Shopping Centers or office complexes with a mix of retail and professional office tenants may be allowed through a conditional use permit approved by the Planning Commission to adopt a comprehensive sign program as follows:

1. The comprehensive sign program shall consist of all signs on the premises that can be viewed from a public street, including but not limited to, directional signs, directory signs, shopping center signs, monument signs, and individual tenant signs. The sign program shall establish a comprehensive design theme and set forth size, location, illumination, materials, and other design requirements for all signs.

2. With such a comprehensive sign program, a shopping center or mixed-use office complex may be eligible for "bonus" sign area greater than allowed under overall sign area permitted by Section, 17.36.650, "Total Square Footage—Commercial Zone," (or other sign size restrictions defined elsewhere in the Merced Municipal Code) if the following criteria are met. Items "a" and "b" below may be combined for a "bonus" of no more than 70 percent:

a. A "Bonus" of up to 30 percent shall be granted if permanent copy is included on the shopping center sign that states "City of Merced," "Welcome to Merced," or equivalent language, as approved by the Planning Commission.

b. A "Bonus" of up to 60 percent may be granted, pending approval by the Planning Commission, if enhanced design features (such as additional landscaping, water features, decorative artwork, seating areas, etc.) are incorporated into the shopping center.

c. A "Bonus" which would allow a "Changeable Copy Sign" of no more than 50 percent of the total sign area to be incorporated into the shopping center sign; and if the owner agrees to allow the City to advertise the City or community/City sponsored events, at the discretion of the City, on the sign on a continuous and ongoing basis as part of a continuous rotation of advertising or as otherwise defined by the Planning Commission. The Planning Commission may increase the total sign area and/or reduce the amount of City advertising for unique circumstances, such as motion picture/performing arts theaters. Other than those City events above, the Changeable Copy Sign shall not advertise any business, commodity, service, industry or other activity, which is not sold, offered, or conducted on the premises upon which the sign is located or affixed.

d. A "Bonus" consisting of an increased maximum allowable height of a shopping center sign, not to exceed 50 percent of the maximum allowable height spelled out in the Table in Section 17.36.667(E), may be granted,

pending approval by the Planning Commission, if the criteria for either "a" or "b" above are met."

Timetable/Next Steps

E) If the Planning Commission makes a recommendation on the Draft Ordinance on October 9, 2019, a public hearing will be scheduled before the City Council, tentatively scheduled for November 18, 2019. If the Council introduces the Ordinance at that meetings, the 2nd reading and adoption of the Ordinance would be at the next City Council meeting on December 2, 2019, and then the Ordinance would be effective 30 days later or on approximately January 2, 2020.

Environmental Clearance

F) The Planning staff has conducted an environmental review of the project in accordance with the requirements of the California Environmental Quality Act (CEQA), and a Categorical Exemption (i.e., no further environmental review is required) is being recommended (see Attachment B).

Attachments:

A) Draft Ordinance
B) Categorical Exemption
C) Draft Planning Commission Resolution

\\vm-merfile01\HOME\Allother\espinosak\My Documents\KIM\PROJECTS\2019\Sign Ordinance Update\ZOA 19-04-Signs\PC Mtg-10-09-19\ZOA 19-04-Signs-PC Staff Rpt 19-25 Add-Oct09-2019.docx

NOTICE OF EXEMPTION

To: ____ Office of Planning and Research
P.O. Box 3044
Sacramento, CA 95812-3044

__X__ County Clerk
County of Merced
2222 M Street
Merced, CA 95340

From: (Public Agency)
City of Merced
678 West 18th St.
Merced, CA 95340

Project Title: **Zoning/Sign Ordinance Amendment #19-04/Environmental Review #19-21**

Project Applicant: City of Merced

Project Location (Specific): City of Merced (City wide)

Project Location - City: Merced **Project Location - County:** Merced

Description of Nature, Purpose, and Beneficiaries of Project: This application involves changes to the Merced Zoning Ordinance (Chapter 20.62 "Signs" of the Merced Municipal Code) and Sign Ordinance (Chapter 17.36 "Signs" of the Merced Municipal Code), including Article I—Definitions, Article II—General Regulations, Article III—Regulations for North Merced, and Article IV—Regulations for Downtown. This amendment would involve various additions and modifications to the City's requirements for signs, including, but not limited to, new/modified definitions; the allowance of new comprehensive sign programs, including bonus signage amounts and features in exchange for meeting certain criteria and/or providing community benefits, for shopping centers in all areas of the City through the adoption of a conditional use permit; the elimination of the requirement for administrative conditional use permits for various signs in Commercial Office (C-O) areas, monument signs, and decorative wall signs; exempting sign area on monument signs and shopping center signs from the allowable sign area for individual tenants; and the allowance for comprehensive sign programs for historic resources or buildings over 2 stories in the Downtown area.

Name of Public Agency Approving Project: City of Merced

Name of Person or Agency Carrying Out Project: City of Merced

Exempt Status: (check one)

___ Ministerial (Sec. 21080(b)(1); 15268);
___ Declared Emergency (Sec. 21080(b)(3); 15269(a));
___ Emergency Project (Sec. 21080(b)(4); 15269(b)(c));
___Categorical Exemption. State Type and Section Number: _____
___ Statutory Exemptions. State Code Number: _____.
__X__ General Rule (Sec. 15061 (b)(3))

Reasons why Project is Exempt: The proposed Ordinance has been reviewed by City staff in accordance with the Environmental Checklist Form (Appendix G of the CEQA Guidelines) to determine if there would be any possibility that the proposed ordinance would create any significant environmental impacts, and City staff has determined that the amendment of regulations for signs do not meet any of the thresholds contained in the Checklist that would trigger a significant environmental impact, and thus according to the "general rule exemption" (Section 15061(b)(3) of the CEQA Guidelines), projects which have no potential for causing a significant effect on the environment are not subject to CEQA, no further environmental analysis is required.

Lead Agency: City of Merced
Contact Person: Kim Espinosa **Area Code/Telephone:** (209) 385-6858

Signature: _____ **Date:** August 29, 2019 **Title:** Planning Manager

__X__ Signed by Lead Agency Date Received for Filing at OPR: ____n/a____ (If applicable)

Authority Cited: Sections 21083 and 21110. Public Resources Code Reference: Sections 21108, 21152, and 21152.1. Public Resources Code

ORDINANCE NO. _____

AN ORDINANCE OF THE CITY COUNCIL OF THE CITY OF MERCED, CALIFORNIA, AMENDING CHAPTER 20.62, "SIGNS" OF THE MERCED MUNICIPAL CODE AND CHAPTER 17.36, "SIGNS" OF THE MERCED MUNICIPAL CODE, INCLUDING ARTICLE I—DEFINITIONS, ARTICLE II—GENERAL REGULATIONS, ARTICLE III—REGULATIONS FOR NORTH MERCED, AND ARTICLE IV—REGULATIONS FOR DOWNTOWN

THE CITY COUNCIL OF THE CITY OF MERCED DOES ORDAIN AS FOLLOWS:

SECTION 1. AMENDMENT TO CODE. Section 20.62.040(B)(3), "Signs--Specific Standards by Zoning Districts—Commercial Zoning Districts," of the Merced Municipal Code is hereby amended to read as follows:

"3. The following standards shall apply to signs in the C-C, C-G and C-T zoning districts:

a. The total sign area shall not exceed 500 square feet per lot.

b. Except for the C-C zoning district, all signs adjacent to or across the street from a residential zoning district shall not exceed 200 square feet, unless the Planning Commission approves a Conditional Use Permit for up to 500 square feet of total sign area per lot.

c. In C-T zones only or Planned Developments with Thoroughfare Commercial (CT) land use designations, shopping centers located on a lot of 10 acres or larger anywhere in the City Limits are eligible for the adoption of a comprehensive sign program per the provisions of Section 17.36.667(L) through the approval of a conditional use permit by the Planning Commission.

d. In addition, Traffic Safety Committee approval is required for signs moving or

containing flashing lights that might be mistaken for traffic control."

SECTION 2. AMENDMENT TO CODE. Section 17.36.072, "Signs—Article I.--Definitions—Changeable Copy Sign" of the Merced Municipal Code is hereby added to read as follows:

"17.36.072 – Changeable Copy Sign

A 'Changeable Copy Sign' is a sign designed to allow the changing of copy through electrical, manual, or mechanical means. 'Changeable Copy Signs' are limited to time and temperature signs, gasoline price signs, signs advertising events for performing arts or motion picture theaters, or any other use deemed appropriate by the Planning Commission through the approval of a comprehensive sign program."

SECTION 3. AMENDMENT TO CODE. Section 17.36.120, "Signs—Article I.--Definitions —Director of Development Services" of the Merced Municipal Code is hereby amended to read as follows:

"17.36.120 - Director of Development Services.

'Director of Development Services' means the employee of the City within the Development Services Department charged with the administration and enforcement of this chapter, or a duly authorized representative."

SECTION 4. AMENDMENT TO CODE. Section 17.36.200, "Signs—Article I.--Definitions —Flashing Sign" of the Merced Municipal Code is hereby amended to read as follows:

"17.36.200 - Flashing sign.

'Flashing sign' means any sign which has any flashing device, intermittent illumination, revolving or rotating lighting device, or constant lighting device in which the brilliance thereof is caused to vary by mechanical or other means. A 'flashing sign' does not include a 'changeable copy sign' as defined in MMC 17.36.072."

SECTION 5. AMENDMENT TO CODE. Section 17.36.260, "Signs—Article I.--Definitions--Marquee" of the Merced Municipal Code is hereby amended to read as follows:

"17.36.260 - Marquee.

'Marquee' means any structure attached to and supported by the building and projecting over public property or a building entrance, and shall include, but not be limited to, a canopy, walkway covering, or similar covering structure."

SECTION 6. AMENDMENT TO CODE. Section 17.36.270, "Signs—Article I.--Definitions—Moving Sign" of the Merced Municipal Code is hereby amended to read as follows:

"17.36.270 - Moving sign.

'Moving sign' means any sign which has any visible moving parts, visible revolving or rotating parts, or visible mechanical movement of any description. A 'Moving Sign' does not include a 'Changeable Copy Sign' as defined in MMC 17.36.072."

SECTION 7. AMENDMENT TO CODE. Section 17.36.470 through Section 17.36.590, "Signs—Article II—General Regulations" of the Merced Municipal Code is hereby repealed and amended to read as follows:

"17.36.470 - Permit-Required—Application—Exceptions.

No person shall erect, maintain, alter, relocate, change or otherwise modify any sign or allow or permit any sign to be erected, maintained, altered, relocated, changed or otherwise modified without first applying to the director of development services for and obtaining issuance of a sign permit and paying the fee as set forth in Chapter 17.04, as in the case of building permits or as set by resolution of the city council. The provisions of this section shall not apply to the following signs:

A. A sign advertising the sale, lease or rental of the property on which it is placed;

B. A construction sign identifying the architect, engineer, contractor of builder associated with any construction work on the property on which it is placed;

C. Bulletin board for public, charitable or religious institutions;

D. Nameplate sign;

E. Memorial sign or tablet, or name of building and date of erection, when cut into any masonry surface or constructed of bronze or other incombustible material;

F. Traffic or other municipal sign;

G. Legal notice or legal advertisement;

H. Sign used by a public utility regulated by the California Public Utilities Commission to protect the health, safety or welfare or to promote the convenience of the general public;

I. Sign regulating on-premises traffic parking;

J. Sign on the exterior surface of a vehicle as set forth in Section 17.36.040; or

K. A temporary window sign in conjunction with a nonresidential use and not exceeding twenty-five percent of the window surface area of the window on which the sign is located or affixed.

17.36.480 - Permit—Application—Contents.

All applications for a sign permit shall be made on an application form supplied by the planning department, and shall be accompanied by the required fee, and shall be in the number of copies required by the director of development services. The application shall also be

accompanied by such profiles, plot plans, drawings, photographs, color or material samples, or such other pertinent information as may be required by the director of development services.

17.36.490 - Requirements.

All signs:

A. Shall be erected in compliance with the building, electrical and fire prevention codes of the Merced Municipal Code, and the general orders of the California Public Utilities Commission (if applicable), as they now exist or as hereafter amended, enacted or adopted;

B. If erected upon a building, shall be mounted upon either:

1. A wall of the building, in which case the sign shall not project or extend above or over the highest point of the wall of the building to which it is affixed,
2. The roof of the building which has a pitch of at least three (3) vertical to twelve (12) horizontal feet, in which case a sign not exceeding two (2) feet in vertical height may be located parallel to and not more than three (3) feet from the lower edge of the slope,
3. The vertical or substantially vertical portion of a roof, screen or penthouse, in which case a sign shall not extend above the portion of the roof, roof screen or penthouse to which it is affixed,
4. The exterior wall surface of a water tank or water tower if the sign is composed solely of painted surface areas, or
5. On a marquee, providing that the frame and background are of metal construction and the sign is completely within the border line of the marquee's outer edge, or as otherwise approved by the Planning Commission

through the adoption of a comprehensive sign program conditional use permit, and in no instance lower than seven and one-half (7½) feet above the sidewalk or thoroughfare;

C. Shall be erected so as not to extend into any area within a street or other public right-of-way;

D. If erected within a corner triangle:

1. The lower edge of the display surface shall be at least ten (10) feet in height above the established curb grade of the adjacent street or other public rights-of-way,

2. The sign shall not extend into any area within a street or public right-of-way, and

3. The width of diameter of the supporting member of the sign shall not exceed twelve (12) inches;

E. Shall be erected at a location and in a manner that it will not interfere with, obstruct the view of, or be confused with any authorized traffic sign, signal, device, and shall not obstruct free and clear vision of pedestrians or vehicular traffic;

F. Notwithstanding any provision to the contrary, no new billboard shall be permitted within the city after the adoption of this chapter. Billboards existing on and prior to the adoption of this chapter may continue to exist at their current location, subject to the provisions in Section 17.36.510 of this chapter, and may be maintained or replaced from time to time, provided, however, that the total display area of any existing billboard shall not be enlarged in any way;

G. The prohibition contained in subsection C of this section shall not apply to any sign within the downtown area.

17.36.500 - Sign area determination.

In determining the total square footage of signing on any property in any area of the city, there shall be included all signs which require a sign permit and that portion of a sign regulating on-premises traffic parking which, through color, shape, logo, or similar device, are identified with a use on the property.

17.36.510 - Illegal signs.

The following on-site signs are declared to be illegal and shall be removed by the owner without compensation:

A. Any sign erected without first complying with all ordinances and regulations in effect at the time of its construction and erection or use.

B. Any sign which was lawfully erected but whose use has ceased, or the structure upon which the sign is located has been abandoned by its owner, for a period of not less than ninety (90) days.

C. Any sign which has been more than fifty (50) percent destroyed, and the destruction is other than facial copy replacement, and the sign cannot be repaired within thirty (30) days of the date of its destruction.

D. Any sign whose owner, outside of a change of copy, requests permission to remodel and remodels that sign, or expands or enlarges the building or land use upon which the sign is located, and the sign is affected by the construction, enlargement, or remodeling, or the cost of construction, enlargement, or remodeling of the sign exceeds fifty (50) percent of the cost of reconstruction of the building.

E. Any sign whose owner seeks relocation thereof and relocates the sign.

F. Any sign for which there has been an agreement between the sign owner and the city, for its removal as of any given date.

G. Any expired temporary sign.

H. Any sign which is or may become danger to the public or is unsafe.

I. Any sign which constitutes a traffic hazard not created by relocation of streets or highways or by acts of the city or county.

17.36.520 - Sign removal—Without notice.

The director of development services shall remove any sign without giving notice, if the sign:

A. Was erected in violation of the provisions of this chapter upon any property belonging to the United States, state, county, city, or any special purpose district; or

B. Is found by the director to be unsafe and an immediate peril to persons or property.

17.36.530 - Sign removal—With notice.

A sign shall be removed upon the expiration of thirty days' written notice to remove or alter the sign given to the sign permittee or to the owner, agent or other person having the beneficial use as a tenant, lessee or otherwise, of the building, structure or land upon which the sign is located in the absence of a permit, and who has failed to comply with the order and no appeal from the order is pending, if the sign has been constructed, erected, altered, relocated, changed or modified, or is being maintained in violation of the provisions of this chapter.

17.36.540 - Sign removal—Cost.

A. The actual cost of removing or altering any sign to comply with this chapter incurred shall be paid to the city by:

1. The person to whom a sign permit was issued, or in the absence of a permit, then by:

2. The owner of the building or structure upon which the sign is erected, or

3. The owner of the property upon which the sign is located if the sign is not erected upon a building or structure.

B. The actual cost of removal or alteration shall become a debt owing the city for the collection of which the city may maintain a civil action thereon in its own name.

17.36.550 - Appeal procedure.

A. Any order or decision of the director of development services concerning a sign may be appealed to the planning commission by the owner of the sign, the person to whom a permit for the sign previously was issued, the owner of the building or structure upon which the sign is erected, the owner of the property upon which the sign is located if it is not erected upon a building or structure, or any other person aggrieved by the decision or order, in the following manner:

A written appeal and the fee therefor shall be submitted to the director of development services who shall file it with the planning commission. The appeal must state the substance of the decision or order appealed from, and the provisions hereof which support the appeal.

B. Within thirty days following filing of the appeal, the planning commission shall conduct a public hearing at which the person filing the appeal, the director of development services, or their representatives shall be heard. Written notice of the date, hour and place of the hearing shall be mailed to the person filing the appeal at least five days prior to the date of the hearing.

C. Within thirty days following completion of the hearing, the planning commission shall confirm, modify or reject the decision or order of the director of development services on the basis of the evidence submitted which established that such decision or order is consistent or inconsistent with the provisions of this chapter. The person who appealed from the decision or order shall be furnished with a written copy of the decision of the planning commission and the reasons therefor.

D. When written notice is required to be given to any of the following persons under any section of this chapter, it shall be given by enclosing a copy of the notice, order or decision in a sealed envelope with postage prepaid and, respectively, addressed to:

1. The person to whom a sign permit has been issued as the address appears on the application for the permit, and when no address appears, to general delivery, City of Merced;

2. The owner of any building, structure or property upon which a sign is erected or located as the name of the owner and the owner's last known address appears on the last equalized assessment roll of the county, and when no address appears, to general delivery, City of Merced; or

3. The person having the beneficial use of any building, structure or land upon which a sign

is erected or located at such building or property.

E. The envelope shall be deposited in the United States mail.

F. Each notice, order or decision mailed in the manner set forth above shall be deemed to have been received by the person to whom it has been sent within forty-eight hours after the mailing thereof.

17.36.560 - Real estate sale signs.

A. Notwithstanding any other provisions of this chapter, signs indicating the location of real property for sale including but not limited to the words "open house" may be placed upon property not being so advertised, provided the following conditions are met:

The written consent of the owner or person in lawful possession of the property upon which the sign is placed is first obtained.

B. In a residential property of less than one acre, said signs shall not exceed a total of six square feet in area on one side, nor twelve square feet on all sides.

C. On real property (except residential) of over one acre, the total display surface area of signs shall not exceed thirty-two square feet.

D. On residential real property of one acre or more or on other real property of less than one acre, the total display surface area of signs shall not exceed twelve square feet.

E. In addition to the display service area of signs allowed by B, C, and D, an additional sign, not to exceed twelve square feet, bearing the words "open house" shall be allowed for a period not exceeding eight hours per day.

F. Real estate signs shall not be illuminated.

17.36.570 - Temporary signs—Conditions—Permit.

A. No person shall erect, display, maintain or allow or permit to be erected, displayed, or maintained a temporary sign or signs except on the following conditions:

1. A 'temporary sign(s)' without direct illumination shall be allowed to advertise a commercial business or activity on any commercially zoned property, or an apartment or condominium complex, not to exceed a total of one hundred twenty (120) days for commercial and ninety (90) days for apartment or condominium complexes in any one calendar year for all temporary signs, and not to exceed more than thirty (30) days at any one time;

2. Temporary signs for apartment or condominium complexes shall be limited to banners, freestanding signs and amenity signs, and shall not exceed thirteen (13) square feet per side or twenty-six (26) square feet when affixed to building walls.

3. The number of temporary signs shall not exceed the number contained in the following chart:

Number of Apartments	Number of Temporary Signs
Up to 4 apartments	1
Up to 8 apartments	2
Up to 16 apartments	3
Up to 32 apartments	4
Up to 64 apartments	5
Up to 128 apartments	6
More than 128 apartments	7

4. All banners shall be affixed to building walls.

B. Banners or similar temporary signs which announce a civic or charitable activity may be allowed in the public right-of-way with the consent and subject to the conditions of the development services director.

C. A temporary sign(s), without direct illumination, to advertise a religious, charitable, cultural or educational organization or activity shall be allowed for a period not to exceed fourteen (14) days in any one calendar year; provided, that the total display service area of the sign(s) does not exceed sixteen (16) square feet, the sign(s) does not exceed six (6) feet in height, if freestanding, and the sign(s) is located at least five (5) feet inside the property line in a residentially zoned area, and at least two (2) feet inside the property line in other areas.

D. A temporary sign permit shall have been obtained from the development services director who, prior to issuance of said permit, shall have determined that the proposed location, method of installation and support of the temporary sign will not endanger the public health, welfare or safety.

E. Payment of a fee for said temporary sign permit as set by the city council by resolution.

17.36.572 - Apartments or condominiums.

A. An apartment or condominium complex shall be allowed one wall sign identifying the complex with an area not to exceed twenty-five (25) square feet for each street frontage having a curb cut up to a maximum of two (2) wall signs per complex.

B. With a conditional use permit, an apartment or condominium complex may be permitted one decorative wall sign which meets the requirement of Section 17.36.655F.

C. With a conditional use permit, an apartment or condominium complex with four hundred (400) feet or more of street frontage, or two street frontages, may be permitted one additional decorative wall sign. If two signs are located on any single street frontage the signs shall be separated by a minimum of two hundred (200) feet.

D. In lieu of subsection B or C of this section, a monument structure may be permitted for an apartment or condominium complex with a minimum of two hundred (200) feet of frontage subject to the following criteria:

1. The monument structure shall not exceed a height of six (6) feet above sidewalk grade, or finished floor of the nearest building, whichever is lower, and shall not exceed twenty-four square feet per side. Monument sign shall not cover more than 40% of the face of the monument structure. With a conditional use permit, a monument structure may be up to thirty-six square feet per side and a monument sign may cover up to eighty percent of the face of the monument structure and include a reader board area. The foundation/base shall be a minimum eighty percent of the monument structure length. Materials, color, and arrangement shall be compatible and consistent with the apartment or condominium complex, and the monument structure shall be integrated into site landscape design.

2. The monument sign shall have a minimum three foot setback from any property line and shall not be permitted in a corner triangle.

3. An apartment or condominium complex with four hundred feet or more of street

frontage may be permitted one additional monument sign. In no case shall both monument signs be located on any single street frontage if the apartment or condominium complex has two or more frontages.

E. A directional sign, for the purpose of providing direction, shall be permitted on each street frontage having a curb cut. The directional sign shall be no larger than six square feet. The directional sign may not exceed four feet in height. The directional sign may contain the name of the apartment or condominium complex. Materials, color, and arrangement shall be compatible and consistent with the apartment or condominium complex.

17.36.575 - Window signs.

A. Window signs shall be non-illuminated (except 'open/closed' signs) and shall not exceed thirty-five percent of the window area.

B. Window signs shall not be counted toward the sign area permitted for the building or use.

17.36.580 - Use permit procedure.

Whenever a use permit is required by this chapter, the procedure contained in Title 20 shall be followed and requirements thereof complied with.

17.36.585 - Shopping center signs—All zones.

Shopping centers in all zones, including Planned Developments, within the City Limits shall be eligible for freestanding shopping center signs through the adoption of a comprehensive sign program as spelled out in MMC 17.36.667 with a conditional use permit approved by the Planning Commission.

17.36.590 - Violation—Misdemeanor.

It is a misdemeanor for any person to violate any provision or fail to comply with any requirements of this chapter."

SECTION 8. AMENDMENT TO CODE. Section 17.36.600 through Section 17.36.795, "Signs—Article III—Regulations for North Merced" of the Merced Municipal Code is hereby repealed and amended to read as follows:

"17.36.600 - Prohibited signs.

No person shall erect, place, maintain or allow or permit to be erected, placed or maintained in the area of the city north of Bear Creek any banner connected to a tree(s), billboard, flashing sign, moving sign, movable freestanding sign, or sign connected with a home occupation.

17.36.610 - Generally.

In addition to the general requirements for signs within the city, all signs requiring sign permits shall comply with the following special requirements for the area north of Bear Creek.

17.36.630 - Individual letters—Exceptions.

All signs shall contain individual letters, except directory signs, nameplates, parking lot signs, political signs, development signs, real estate signs, temporary signs, signs identifying the location of a manager of an office, or tenant identification signs in a commercial office building which do not exceed two square feet.

17.36.640 - Wall type.

Except as may be indicated otherwise in this article, only building wall signs shall be permitted.
17.36.650 - Total square footage—Commercial zone.

A. Total square footage of all signs on a use within a building zoned commercial, except C-O (or zoned P-D (Planned Development) with commercial uses, except C-O uses in areas designated for office use), may not exceed the square footage contained in the following chart:

Building Frontage	10 Feet or Under	20 Ft	40 Ft	60 Ft	80 Ft	100 Ft	125 Ft	150 Ft	200 Ft	250 Ft	300 Ft	350 Ft or over
Distance from Property Line in Feet*	Square Feet											
Under 50 Ft*	20	22	24	27	31	36	42	49	57	66	76	87
100 Ft*	22	24	27	31	36	42	49	57	66	76	87	99
200 Ft*	24	27	31	36	42	49	57	66	76	87	99	112
300 Ft*	27	31	36	42	49	57	66	76	87	99	112	126
400 Ft*	31	36	42	49	57	66	76	87	99	112	126	141
500 Ft* Or Over*	36	42	49	57	66	76	87	99	112	126	141	157

*Distance from property line (in feet).

(If building frontage and/or distance from property line measurement(s) are between two values on chart, interpolate between the values to arrive at permitted sign area.)

NOTE: The amounts of signing shown in the above chart are maximum cumulative amounts for retail commercial uses located north of Bear Creek within the city. Individual retail commercial uses containing more than twenty-five thousand square feet of building area are eligible under a conditional use permit for a discretionary sign square footage bonus of up to fifty percent of the amounts shown.

B. A building of less than twenty-five thousand square feet, which has one building frontage and an

exterior building side not on the public street, is permitted signage as follows:
Total sign area for a building be either:

1. The amount permitted for the building frontage plus the amount that would be permitted for exterior building side were said exterior building side the same distance from the property line as the building frontage; or,

2. A commercial building which consists of two or more usable stories is permitted up to fifty percent additional sign area with a conditional use permit.

C. For any building allowed to utilize two building frontages or a building frontage and a building side for computing signing the maximum size for any one building frontage or side cannot exceed seventy-five percent of the total of all authorized signing, or the maximum amount of signing authorized by subsection A for that building frontage or side, whichever is greater, except by administrative conditional use permit.

D. A commercial building which contains two or more tenants is permitted a two square foot tenant identification sign for each tenant in addition to permitted wall signing.

E. Shopping centers with tenants having no exterior walls may be allowed a directory sign, mounted to a building, of up to twelve square feet..

F. When a building frontage consists of more than one wall segment located at varying distances from the street property line in question, maximum sign size from the chart in subsection A shall be based upon:

1. The building frontage setback of the wall segment on which the sign is to be located; and,

2. The sum of the lineal length(s) of:

a. The wall segment upon which the sign is to be located; and,

b. Any additional wall segments which have an equal or less building frontage setback.

G. If a use within a building does not have a building frontage, then the use's portion of the side of the building closest to a street shall be treated as though it were a building frontage.

H. If a use within a building has two or more building frontages, the total allowed sign square footage for the use within the building shall be limited to the total square footage of signs allowed by the chart on the two building frontages closest to the street.

17.36.660 - Total square footage—C-O zone—Use permit.

On property zoned C-O (or zoned P-D (Planned Development) and designated for office uses), total signing shall be limited to the following:

A. A tenant identification sign(s) of individual letters up to a maximum of one-fourth square foot of signing for each lineal foot of building frontage may be allowed, but in no case shall the sign exceed twenty-five square feet;

B. Directory signs as provided in Section 17.36.670;

C. Each building shall be permitted up to twenty-five square feet for a plaque identification sign;

D. A building or office complex identification sign(s) of individual letters up to a maximum of one-fourth square foot of signing for each lineal foot of building

frontage shall be allowed, but shall not exceed twenty-five square feet.

E. If a building, or a use within a building has two building frontages, the total allowed sign square footage can be computed by combining the signing allowed on each frontage.

F. Notwithstanding subsection E, an additional fifty percent of signage (not to exceed 37.5 square feet) may be allowed for the following:

1. A building with two or more usable stories;

2. A single story building with one hundred feet or more of frontage;

3. An office complex.

17.36.665 - Monument signs and decorative wall signs.

In commercial zones and P-D zones, a monument sign or decorative wall sign identifying a freestanding building, office building, tenant in an office building, office complex or shopping center, , may be allowed subject to the following:

A. A freestanding building, office building, tenant in an office building or office complex may be permitted a monument sign or a decorative wall sign, and a church may be permitted a decorative wall sign.

B. A shopping center of less than thirty-five thousand square-feet may be permitted a monument sign or a decorative wall sign. Refer to Section 17.36.667 for shopping centers over thirty-five thousand square-feet.

C. A freestanding building located within a shopping center may be permitted a monument sign or decorative wall sign.

D. An office complex with four hundred feet or more of street frontage may be permitted two monument signs or decorative wall signs.

E. A monument structure shall not exceed a height of four feet or a length of six feet, and a monument sign shall not cover more than fifty percent of the face of the monument structure. The structure height may be reduced below the four-foot maximum if the height is greater than six feet above sidewalk or curb grade. The foundation/base shall be a minimum eighty percent of the monument structure length. Materials, color and arrangement shall be compatible and consistent with the freestanding building, office building, office complex, or shopping center.

F. A decorative wall shall not exceed a height of four feet and a decorative wall sign shall not cover more than twenty percent of the face of the decorative wall. Materials, color and arrangement shall be compatible and consistent with the freestanding building, office building, office complex, shopping center or church.

G. A monument structure or decorative wall shall have a minimum three-foot setback from any property line and shall not be permitted in a corner triangle.

H. Individual letters and logos for a monument structure or decorative wall may be internally illuminated.

I. A monument sign or decorative wall sign shall include a street address not to be counted towards the total sign area permitted.

J. The sign area on the monument sign shall not count toward the allowable sign area for each individual tenant as long as the sign area for each tenant on the sign does not exceed more than 50% of the face of the monument structure.

17.36.667 - Free-standing or wall-mounted signs identifying shopping centers over twenty-five thousand square feet and comprehensive sign programs.

Shopping centers or office complexes with a mix of retail and professional office tenants having at least twenty-five thousand square feet of gross floor area and located within commercial zones and P-D zones may be allowed a free-standing or wall-mounted sign with a conditional use permit subject to review by the planning commission and to the following limitations:

A. The shopping center sign may advertise the name of the center, the tenants in the center, or both the center and tenant names. Tenant advertising on a shopping center sign is not counted as part of the overall sign area permitted by Section, 17.36.650, "Total Square Footage—Commercial Zone." The area of the name of the shopping center is in addition to the permitted copy area.

B. Individual letters are required; Logos may be permitted. The background area immediately adjacent to the copy portion of the sign may include trademark colors, may be illuminated unless adjacent to residential uses in which case the Planning Commission has the discretion to allow such illumination with or without conditions, and must be constructed of a material that is compatible with the texture and materials of the shopping center buildings.. Individual letters and logos may be internally illuminated.

C. Materials, color and arrangement shall be compatible and consistent with the shopping center buildings.

D. A maximum of two shopping center signs on one arterial street may be allowed. At least four hundred feet of combined arterial street frontage is required to qualify for one sign, except that shopping centers existing at the time of adoption of this section meeting all other requirements of this section are not bound by this

requirement. An additional eight hundred feet of frontage is required for a second sign.

E. The maximum height and size allowances for shopping center signs are different in the Neighborhood Commercial (C-N), Thoroughfare Commercial (C-T), and Regional/Community Commercial (R-C) land use designations. See table below:

Shopping Center Sign Standards by Land Use Designation		
Sign Feature	General Plan Land Use Designation	
	Neighborhood Commercial / Thoroughfare Commercial	Regional/Community Commercial
Overall Height (as measured from top of sidewalk or curb)	12.5 feet + 2' appurtenance	20' + 3' appurtenance
Structure Area	12.5' high by 8' wide / 100 square feet per face	20' high by 13' wide / 260 square feet per face
Sign Area	50% of Structure Area, not to exceed 50 square feet per face	50% of Structure Area, not to exceed 130 square feet per face

F. A minimum of ten square-feet or as otherwise approved by the Planning Commission of "Sign Area" is required for each tenant displayed on a shopping center sign.

G. The foundation base shall be a minimum eighty percent of the sign structure length.

H. The sign structure shall have a minimum three-foot setback from any property line and shall not be permitted in a corner triangle.

I. The location of the shopping center sign shall be determined by the planning commission.

J. An application to construct a shopping center sign shall be signed by all property owners of the shopping center.

K. Compliance with Section 17.36.780 'Use Permit—Criteria.'

L. Shopping Centers or office complexes with a mix of retail and professional office tenants may be allowed through a conditional use permit approved by the Planning Commission to adopt a comprehensive sign program as follows:

1. The comprehensive sign program shall consist of all signs on the premises that can be viewed from a public street, including but not limited to, directional signs, directory signs, shopping center signs, monument signs, and individual tenant signs. The sign program shall establish a comprehensive design theme and set forth size, location, illumination, materials, and other design requirements for all signs.

2. With such a comprehensive sign program, a shopping center or mixed-use office complex may be eligible for 'bonus' sign area greater than allowed under overall sign area permitted by Section, 17.36.650, 'Total Square Footage—Commercial Zone,' (or other sign size restrictions defined elsewhere in the Merced Municipal Code) if the following criteria are met. Items 'a' and 'b' below may be combined for a 'bonus' of no more than 70 percent:

   a. A 'Bonus' of up to 30 percent shall be granted if permanent copy is included on the shopping center sign that states 'City of Merced,' 'Welcome to Merced,' or equivalent language, as approved by the Planning Commission.

b. A 'Bonus' of up to 60 percent may be granted, pending approval by the Planning Commission, if enhanced design features (such as additional landscaping, water features, decorative artwork, seating areas, etc.) are incorporated into the shopping center.

c. A 'Bonus' which would allow a "Changeable Copy Sign" of no more than 50 percent of the total sign area to be incorporated into the shopping center sign; and if the owner agrees to allow the City to advertise the City or community/City sponsored events, at the discretion of the City, on the sign on a continuous and ongoing basis as part of a continuous rotation of advertising or as otherwise defined by the Planning Commission. The Planning Commission may increase the total sign area and/or reduce the amount of City advertising for unique circumstances, such as motion picture/performing arts theaters. Other than those City events above, the Changeable Copy Sign shall not advertise any business, commodity, service, industry or other activity, which is not sold, offered, or conducted on the premises upon which the sign is located or affixed.

d. A 'Bonus' consisting of an increased maximum allowable height of a shopping center sign, not to exceed 50 percent of the maximum allowable height spelled out in the Table in Section 17.36.667(E), may be granted, pending approval by the Planning Commission, if the criteria for either 'a' or 'b' above are met.

17.36.670 - Directory signs.

A. Directory signs shall be limited to no more than one twelve square foot sign for each driveway entrance to a building or office complex and one six square foot sign for each pedestrian entrance.

B. The number of directory signs may not exceed the number of entrances unless a conditional use permit is obtained.

C. If visible from a public street, a directory sign shall be wall-mounted and illuminated only with indirect lighting.

D. A building sign(s), office complex sign(s) or tenant identification sign(s), with the exception of plaque signs, may be internally illuminated with a conditional use permit.

17.36.680 - Flags—Use permit.

Flags, other than United States or California flags, may be allowed for commercial advertising purposes with an administrative conditional use permit, but the square footage shall be counted toward the total sign square footage allowed on the property.

17.36.690 - Electronic time/temperature—Use permit.

A building wall or fascia sign not exceeding six square feet per face that displays the time and/or temperature by electronic means may be allowed on property zoned commercial or zoned P-D (Planned Development) with commercial uses.

17.36.700 - Barber poles.

Barber poles shall not exceed two and one-half feet in length and shall be wall-mounted to the business being identified.

17.36.710 - Manager location sign.

A sign which identifies the location of a manager of an office or residential complex shall not exceed one square foot in area.

17.36.720 - On-site development sign—Conditions.
An on-site development sign, limited to identifying the name of the development, the builder/developer, any logo, and the sales agent, shall be allowed under the following conditions:

A. A tentative or final map for the development has been approved;

B. The display surface area does not exceed eighty square feet and the sign is not over fourteen feet in height;

C. The sign is located at least five feet inside the property line;

D. The sign is not directly illuminated;

E. The sign is removed within six months after completion of construction, or within two years from the time construction of the development begins, whichever is less, except that said period may be extended by conditional use permit.

17.36.730 - On-site development sign—Alternative—Permit.

In lieu of an on-site development sign allowed by Section 17.36.720, or in those instances where a tentative or final map is not required for construction work, an on-site construction sign identifying the architect, engineer, contractor, builder, sales agent or future tenant associated with the work shall be allowed with a sign permit under the following conditions:

A. The display surface area of the sign(s) shall not exceed thirty-two square feet if the property is less than one acre, nor more than thirty-two feet per frontage if the property is one acre or more;

B. Only one sign per frontage shall be allowed;

C. The height of any sign shall not exceed eight feet;

D. The sign(s) shall not be directly illuminated;

E. The sign is located at least ten feet inside the property line;

F. The sign is removed within seven days after substantial completion of the construction.

17.36.740 - Off-site development—Conditions.

An off-site development sign identifying the location of a development shall be allowed under the following conditions:

A. A tentative or final map for the development has been approved;

B. The display surface area does not exceed ten square feet, and the sign is not over six feet in height;

C. The sign is not directly illuminated;

D. The sign is removed within six months after completion of construction, or within two years from the time construction of the development begins, whichever is less, except that said period may be extended by conditional use permit.

17.36.760 - Residential subdivisions—Use permit.
Residential subdivisions may be allowed a wall-mounted entrance sign identifying the complex under an administrative conditional use permit.

17.36.770 - Six-inch street address—When a requirement.

All commercial uses, industrial uses, and residential uses of over four units shall install street address numbers of at least six inches high which are clearly visible from the nearest street. Sample street address numbers shall be shown on all construction drawings for building permits and on building elevations required for any city permit. The numbers shall be considered an architectural feature with color and/or material consistent with the building trim.

17.36.780 - Use permit—Criteria.

In addition to any other criteria that may be considered regarding an application for a conditional use permit required by this article, the planning commission and/or director of development services shall consider:

A. The availability of appropriate sign locations of sufficient size upon the structure;

B. Compatibility of the proposed signs with surrounding uses;

C. The proximity of signs to adjacent streets;

D. The size of logos on fascias with limited vertical distance; and

E. Such other factors that may pertain to the overall appearance and quality of signing for the particular area within which a sign is proposed.

17.36.790 - Logos.

Notwithstanding Section 17.36.630, a logo, with or without individual letters, shall be permitted so long as the logo does not exceed twenty-five percent (25%) of the total permitted sign area. With an administrative conditional use permit, the percentage may be increased

by up to fifty percent (50%) of the total permitted sign area.

17.36.795 - Administrative conditional use permit.

A. Applications for the conditional use permits required under Chapter 17.36, excepting section 17.36.640, may be acted upon by the development services director within the conditions, limitations and procedures imposed on the planning commission by Section 20.68.020 and this chapter.

B. In the event the director of development services is of the opinion the administrative conditional use permit application is of such magnitude as to be of special interest to the people of the city and the planning commission, he/she shall refer the request to the planning commission for hearing and decision.

C. Appeal from the decision of the director of development services shall be to the planning commission in accordance with Section 20.68.020(G) and 20.74 (Appeals)."

SECTION 9. AMENDMENT TO CODE. Section 17.36.800 through Section 17.36.910, "Signs—Article IV—Regulations for Downtown" of the Merced Municipal Code is hereby repealed and amended to read as follows:

"17.36.800 – Planning Commission/Design review commission.

All signs erected, placed, maintained (other than as described in Section 17.36.860) or modified within boundaries established in Chapter 20.68 thereof shall be reviewed by the Planning Commission/Design Review Commission staff as set forth in Chapter 20.68 and shall be subject to the following special requirements which are in addition to all other applicable requirements contained in this chapter and Title 20 of this Code.

17.36.810 - Freeway district.

A. The freeway district includes all the development project area between the Southern Pacific railroad tracks and Highway 99, all commercially zoned areas within the Design Review Area as defined in Chapter 20.68 east of G Street and north of Highway 99, and all properties with State Highway 59 frontage located north of the Southern Pacific Railroad south of West 16th Street and east of Bear Creek.

B. In addition to other allowed signs, the following uses within this district may be allowed one on-site freestanding freeway sign with a maximum height not to exceed fifty (50) feet above the crown of the freeway:

1. a hotel or motel;

2. a restaurant or drive-in;

3. a gasoline station;

4. a shopping center

5. an auto sales lot or showroom.

The square footage of the freestanding sign shall be in addition to that allowed by Section 17.36.830.

C. In lieu of the sign described in B. above and subject to conditional use permit approval, two or more of the businesses therein described with lot areas totaling at least twenty-five (25) acres or more may be allowed up to two off-site or one on-site and one off-site freestanding signs provided that the following minimum conditions are met: (1) all the uses are in a C-G (General Commercial) or C-T (Thoroughfare Commercial) zone;(2) no sign is over seventy-five (75) feet above the crown of the freeway; (3) the sign(s) is within two hundred (200) feet of the freeway; (4) the square footage of the sign(s) does not exceed nine hundred fifty (950) square feet per face, or nineteen hundred (1,900) square

feet total sign area; and (5) the height of the sign(s)does not exceed seventy-five(75) feet.
The square footage of the freestanding sign(s) shall be in addition to that allowed by Section 17.36.830 and Title 20.

D. For those properties with State Highway 59 frontage north of the Southern Pacific Railroad south of West 16th Street to Bear Creek, the freestanding sign shall be located adjacent to the south property line and the Southern Pacific Railroad right-of-way line.

17.36.820 - Vehicle sales district.

A. The vehicle sales district includes all the Design Review Area as defined in Chapter 20.68 between T Street and Bear Creek and between the alley south of 19th Street and the Southern Pacific railroad tracks.

B. In addition to other allowed signs, vehicle dealers within this district may be allowed one freestanding sign not to exceed two hundred square feet with a maximum height of twenty-five feet. The freestanding sign shall be in addition to the total square footage of signing allowed by Section 17.36.830.

17.36.830 - Total square footage.

A. A maximum of one (1) square foot of signing is permitted for each foot of primary building frontage. Buildings of two (2) or three (3) stories (exclusive of mezzanine) are permitted a fifty (50) percent increase in maximum signing and buildings of four (4) or more stories (exclusive of mezzanine) are permitted a hundred (100) percent increase in maximum signing, provided, that signs for first floor uses do not exceed one (1) square foot per foot of primary building frontage. All signs must be placed at ground floor level or uppermost floor level and no roof-mounted signs are permitted.

B. An additional fifty (50) percent of the allowed signing in subsection A of this section is permitted for each foot of secondary building frontage.

C. If no building exists on a lot, one (1) monument sign for a business located on the lot shall be permitted not to exceed fifty (50) square feet of sign area.

D. For buildings that are set back more than fifty (50) feet from the property line, the City may permit an additional five (5) square feet of signing for every twenty (20) feet the building is set back from the property line.

E. The amount of signing permitted in subsections A and B of this section cannot be combined onto one (1) side of the building. The signing must be used on the side of the building from which it is calculated.

F. Instructional signs that are four (4) square feet or less per face shall not count towards total square footage.

17.36.835 - Blade signs.

Blade signs that identify a business and are counted towards the maximum allowed sign area for a particular parcel may be permitted in downtown area, by an application for administrative staff review through the planning department, if the following requirements are met:

A. A blade sign must have a vertical clearance of eight (8) feet above the sidewalk or other public right-of-way and cannot exceed a height of more than six (6) feet above the height of the entryway of the building on which the sign is mounted or as otherwise approved by the Planning Commission through the approval of a comprehensive sign program conditional use permit;

B. A blade sign must be attached by a wrought iron or similar metal framework to the building wall. Materials, color, and arrangement of the sign shall be compatible

and consistent with the building and neighboring structures.

17.36.840 - Window signs.

No more than thirty-five (35) percent of all the window area can be covered. Temporary window signs that will exist for less than thirty (30) consecutive days do not need prior planning commission approval. Any permanent signage affixed to the window shall be of high quality materials and shall not include tempera paint. Permanent window signs shall be counted towards the total square footage permitted in any particular parcel.

17.36.850 - Prohibited signs.

No person shall erect or place or allow or permit to be erected or placed any of the following signs in the design review boundaries as described in Section 20.86.010 thereof:

A. Projecting signs, with the exception of a blade sign as defined in Section 17.36.035 of this chapter and meeting the requirements in Section 17.36.835 of this chapter;

B. Freestanding signs over six (6) feet in height (inclusive of supports) measured at grade or exceeding thirty (30) square fee per face, except as permitted by Section 17.36.810(B), Section 17.36.810(C) and Section 17.36.820 of this chapter;

C. Billboards, unless located in an industrial zone;

D. Signs emitting any foreign materials (sound, smoke, etc.);

E. Signs with flashing or pulsating illumination (except for the sign(s) described in Section 17.36.810(C) of this chapter which may be allowed by conditional use permit;

F. Signs affixed to, laid upon, painted on or attached to the roof of any structure or building;

G. A United States flag and/or a California flag of any size shall be permitted to be flown less than forty (40) feet above grade; all other flags shall be considered signs subject to all limitations contained in this chapter.

17.36.860 - Sign maintenance.

Sign maintenance does not require review by the planning commission. Sign maintenance is defined as repainting a sign the same color or repairing broken or defective parts of the sign. Sign maintenance does not include altering in any way the contents, design or structure of the sign, or improving the sign beyond its original condition. Maintenance of nonconforming signs shall also be subject to the limitations set forth in Sections 17.36.510 and 17.36.880.

17.36.880 - Nonconforming signs.

A. A nonconforming sign shall not be replaced, altered, reconstructed, relocated or expanded in any manner unless and until the sign is made to conform with the provisions of this chapter. Ordinary maintenance and minor repairs which will not increase the normal life of the sign are permitted.

B. Replacement of a sign face, or one (1) or more removable panels on the sign, to display new content or design shall be permitted..

C. In the event of a change of name or logo of the business identified or advertised by a nonconforming sign, the entire sign shall not be made to conform with the provisions of this chapter.

17.36.890 - Historical resources.

Notwithstanding any other provision hereof, a sign which has been designated an historic resource in accordance

with Chapter 17.54 or the reproduction of such a sign shall not be subject to the requirements of this article or Section 17.36.510.

17.36.900 - Public parking lots.

Wall signs shall be permitted facing city-owned parking lots in accordance to the requirements set forth in Section 17.36.490 of this chapter. A building adjacent to a city-owned parking lot shall be permitted to have signage on the wall facing that parking lot. The building elevation fronting on that parking lot shall be counted as building frontage and the wall sign shall count towards the total square footage of signage permitted.

17.36.910 – Historic or Multi-Story Buildings

Notwithstanding any other provision hereof, a structure that has been designated an historic resource in accordance with Chapter 17.54 or a structure over 2 stories within the Downtown area are eligible to adopt a comprehensive sign program that meets the requirements of 17.36.667(L)(1) and which may grant exceptions to the provisions of Chapter 17.36, Article IV, if approved through a conditional use permit approved by the Planning Commission."

SECTION 10. EFFECTIVE DATE. This Ordinance shall be in full force and effect thirty (30) days after its adoption.

SECTION 11. SEVERABILITY. If any section, subsection, subdivision, sentence, clause, phrase, or portion of this Ordinance, is for any reason held to be invalid or unconstitutional by the decision of any court of competent jurisdiction, such decision shall not affect the validity of the remaining portions of this Ordinance. The City Council hereby declares that it would have adopted this Ordinance, and each section, subsection, subdivision, sentence, clause, phrase, or portion thereof, irrespective of the fact that any one or more sections, subsections, subdivisions, sentences, clauses, phrases, or portions thereof be declared invalid or unconstitutional.

SECTION 12. PUBLICATION. The City Clerk is directed to cause a summary of this Ordinance to be published in the official newspaper at least once within fifteen (15) days after its adoption showing the vote thereon.

The foregoing Ordinance was introduced at a regular meeting of the City Council of the City of Merced on the ____ day of _____, 2019, and was passed and adopted at a regular meeting of said City Council held on the ____ day of _____, 2019, by the following called vote:

AYES: **Council Members:**

NOES: **Council Members:**

ABSTAIN: **Council Members:**

ABSENT: **Council Members:**

APPROVED:

_____
Mayor

ATTEST:
STEVE CARRIGAN, CITY CLERK

BY:_____
Assistant/Deputy City Clerk

(SEAL)

APPROVED AS TO FORM:

10/28/19
City Attorney **Date**

SIGN/ZONING ORDINANCE AMENDMENT #19-04



CITY COUNCIL MEETING—NOVEMBER 18, 2019

KIM ESPINOSA, PLANNING MANAGER

BACKGROUND—SIGN REGULATIONS

- **Two locations:**
  1. **Section 17.36** (Signs)—Municipal Code
     1. Article I—Definitions;
     2. Article II—General Regs;
     3. Article III—North Merced;
     4. Article IV—Downtown.
  2. **Chapter 20.62 (Signs)--Zoning.**

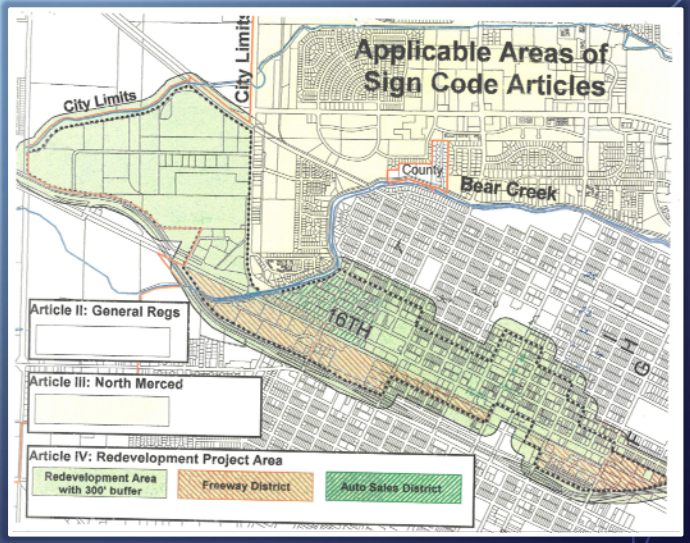

BACKGROUND (CONT.)

- Both the **North Merced and Downtown Sign Regulations** were established in early **1980's** in an effort to achieve **higher standards** for signage than the rest of the City.
- **Current Sign Ordinance** does **not** adequately address:
  - Many Modern Sign Designs (i.e. LED/Digital, Inflatables, Feather Signs, etc.),
  - Reed vs. Gilbert Supreme Court Case (requires content neutral sign regulations)
- **Comprehensive Sign Ordinance Update:**
  - **Interviews** held **Oct 16**; Council to Consider Contract on **Dec. 2, 2019**
  - Timeframe is approx. **12 months** because of **Extensive Public and Business Outreach**
  - In the meantime, staff is currently proposing **Minor Amendments** to address some **Immediate Needs** raised by prospective and existing businesses in the City.

OVERVIEW OF PROPOSED CHANGES

Definitions/General Regulations/Downtown (Articles I, II, & IV)

- **References** Updated
- **Definitions** Updated/Added to Allow **Changeable Copy** for Certain Uses
- Modifications to **Marquee** & **Directional** Signs
- Shopping Centers in **All Zones & Areas of City** Eligible for **Comprehensive Sign Programs/Bonus Signage**
- Modifications to **Blade Sign** Requirements
- Allowing changes to **Non-Conforming** signs
- Allowing **Reproductions of Historic Signs**
- Allowing **Historic or Multi-Story Buildings Downtown** to qualify for a **Comprehensive Sign Program;**











CHANGES FOR NORTH MERCED

Section 17.36—Article III—Regulations for North Merced

- Increasing the **Percentage** allowed on 1 Building Frontage
- Increasing the Size of **Directory** Signs
- In **Commercial Office (C-O)** zones, Removing the Requirement for **Conditional Use Permits** (CUP's) & Increasing Size of Plaque Signs
- For **Monument Signs** and **Decorative Wall Signs:**
  - Allowing Signage to **NOT** count against Maximum Allowed for Each Tenant
  - Removing the Requirement for Various CUP's,
  - Increasing the **Maximum Percentage** of the Sign Structure that Signage Can Cover









NORTH MERCED (CONT.)

- For **Free-standing and Wall-Mounted Shopping Center Signs:**
  - **Reducing** the **Minimum** Size of the Center to Qualify for a Sign
  - Allowing **Office complexes with a mix of retail and professional office tenants** (i.e. Plaza at El Portal) to Qualify;
  - **Tenant advertising** on the Sign will **NOT** count toward the Maximum Allowable Signage for Each Tenant;
  - Can be **illuminated unless adjacent to residential** uses in which case the **Planning Commission may allow** with Conditions
  - **Background area/Trademark Colors** would **NOT** be counted
  - **Increasing Maximum Number** of signs on **Each Arterial Street & Reducing** the **Amount of Street Frontage** to Qualify
  - Centers in **Thoroughfare Commercial (C-T)** zones would Qualify
  - Increasing Percentage of Coverage of Sign Structure





SHOPPING CENTER "BONUS SIGNS"

- **Shopping Centers or Office Complexes with a Mix of Retail and Office Tenants** may be allowed with a **CUP** approved by the Planning Commission to adopt a **Comprehensive Sign Program**
- **Eligible for "Bonus" Signage if 1 of the following are met (Total Bonus cannot exceed 70 percent):**
  a) Up to **30 percent** for **"City of Merced," "Welcome to Merced,"** or equivalent language.
  b) Up to **60 percent** for **enhanced design features** (such as additional landscaping, water features, decorative artwork, seating areas, etc.)
  c) **"Changeable Copy Sign"** if Owner agrees to allow the City to Advertise the City or Community/City Sponsored Events
  d) Up to **50 percent of Maximum Allowable Sign Height** may be granted if the criteria for either "a" or "b" above are met.







PLANNING COMMISSION ACTION

On October 9, 2019, the Planning Commission recommended approval of the Draft Ordinance by a 5-0 vote (2 vacancies).

CITY COUNCIL ACTION

After the public hearing, the City Council should adopt a motion to approve/disapprove/modify:

A. **Categorical Exemption** (Environmental Review #19-21)
B. **Introduce Ordinance ____ regarding Sign/Zoning Ordinance Amendment #19-04**

CITY OF MERCED

Merced Civic Center
678 W. 18th Street
Merced, CA 95340

ADMINISTRATIVE REPORT

Agenda Item K.1. Meeting Date: 11/18/2019

Report Prepared by: Venus Rodriguez, Finance Officer

SUBJECT: City of Merced Financial Forecast and CalPERS Update

REPORT IN BRIEF
Presentation of the Financial Forecast and CalPERS Update.

RECOMMENDATION
For Information only.

CITY COUNCIL PRIORITIES
The City Council has set a policy to be financially sustainable.

DISCUSSION
Presentation to the City Council and the public of the City's Financial Five Year Forecast as well as a CalPERS update. The City Council has made a policy to become and remain financially sustainable. This presentation is to provide financial information that could assist in guiding future City Council decisions.

This is for information only and no action is requested.

ADMINISTRATIVE REPORT

Agenda Item K.2. Meeting Date: 11/18/2019

Report Prepared by: *Monique Gama, Recycling Coordinator - Public Works*

SUBJECT: Review of Council Directed Variations of Scenario 3 of the Draft Report of the Solid Waste Collection and Related Services Rate Study with R3 Consulting Group, Inc., Approval of the Report and Request to Set a Public Hearing Following the Proposition 218 Notification

REPORT IN BRIEF
Presentation of Variations of Scenario 3 per Council Direction and the Draft Solid Waste Collection and Related Services Rate Study.

RECOMMENDATION
City Council - Adopt a motion:

A. Approving the Solid Waste Collection and Related Services Rate Study Report; and,

B. Selecting a Version of Scenario 3 and specifying with OR without an additional third party litter abatement funding; and,

C. Authorizing staff to proceed with the Public Notification process following Proposition 218 guidelines; and,

D. Setting a Public Hearing for February 18, 2020, at 6:00 PM to approve the amended rates.

ALTERNATIVES
1. Deny the Solid Waste Collection and Related Services rate changes as recommended; or,
2. Refer back to staff for further study; or,
3. Continue action until a future City Council meeting and updating Public Hearing date, specifying date.

AUTHORITY
Article II, Section 200, and Article IV, Section 405 of the Merced Municipal Code, and Article XIII of the California State Constitution in accordance with MMCC, Title 15.

CITY COUNCIL PRIORITIES
As provided for in the Fiscal Year 2019/2020 Adopted Budget.

DISCUSSION

The City's Solid Waste Collection and Related Services are considered a self-supporting enterprise fund where revenue is derived primarily from refuse, recycling and green waste collection service. Rates for collection services were last revised January 2015 with minimally set annual increases through December 2019. While the Solid Waste Division has been maximally efficient with funds and resources, due to operation changes beyond our control and increased costs, the current rate structure is no longer capable of sustaining on-going operations and maintaining appropriate reserves, as a result the City sought to have a solid waste rate study and financial plan analysis.

On June 4, 2018, Council approved an agreement with R3 Consulting Group, Inc., (R3) to produce an amended 5-year revenue program with rate adjustments structured to meet the projected needs of the City, including future growth, capital improvement projects, and achieving adequate reserves.

The City's solid waste services are not limited to refuse, recycling and green waste collection for residential and commercial customers; it also includes assisted pack-out service, alley cleanup/illegal dumping, encampment cleanup, Spring Clean-Up, bulky waste pickup, tire removal, street sweeping/leaf collection, Christmas tree removal, Street trees, and the newly added year-round Bulky Item Drop-off site.

In addition to our current services, R3 had to account for rare adjustments in the form of state mandated programs geared toward the commercial sector, such as mandatory organic waste diversion and food waste diversion programs; replacement of equipment to meet California Air Resources Board compliance; recycling market changes; and, possible funding for third party community litter abatement programs.

Per staff request and with guidance from the City Council Utility Committee, R3 prepared 2 versions of 3 scenarios; one version with a third party community litter abatement program and one version without a third party community litter abatement program.

We are one of many communities facing rate increases to accommodate service needs. In the report, a service comparison shows our residential service 11% higher than the average of similar communities; however, our commercial service shows 51% lower. This analysis points towards selecting scenario 3, as this scenario has the majority of the increase focused on the commercial services.

On November 4th, 2019, R3 presented to Council the Draft Report of the Solid Waste Collection and Related Services Rate Study (attachment 1), and reviewed both versions of the 3 scenarios with Council. On Council direction, R3 prepared variations of Scenario 3 with and without possible funding for a third party community litter abatement program.

Staff is seeking Council's approval to accept the proposed Draft Report of the Solid Waste Collection and Related Services Rate Study with staff recommendation of scenario 3 and to proceed with the Proposition 218 process. The Proposition 218 process involves public notification of proposed refuse rate changes and a 45-day wait period prior to the public hearing. Allowing for time to produce and distribute the notification and waiting period, staff is requesting the date for public hearing be set for February 18, 2020.

IMPACT ON CITY RESOURCES
No appropriation of funds is needed.

ATTACHMENTS
1. Draft - Final Report on the 2018 Solid Waste and Related Services Rate Study
2. Scenario 3 Rate Options
3. Information only - Presentation from City Council Meeting November 4, 2019
4. Presentation

R3 CONSULTING GROUP, INC.
RESOURCES · RESPECT · RESPONSIBILITY

www.r3cgi.com

Northern California Office
1512 Eureka Road, Suite 220, Roseville, CA 95661
Tel: 916-782-7821 | Fax: 916-782-7824

San Francisco Bay Area Office
2600 Tenth Street, Suite 424, Berkeley, CA 94710
Tel: 510-647-9674

September 17, 2019

Mr. Ken Elwin, P.E.
Director of Public Works
City of Merced
1776 Grogan Avenue
Merced, CA 95341

Subject: Final Report on 10-Year Financial Plan and 5-Year Solid Waste and Related Services Rate Study

Dear Mr. Elwin:

The City of Merced (City) has engaged R3 Consulting Group, Inc. (R3) to produce a 10-Year Financial Plan and 5-Year Solid Waste and Related Services Rate Study to address the City's need to raise revenue over time to ensure that revenues from solid waste service charges are sufficient to cover projected expenses for solid waste services in the Refuse Operations Fund.

The attached report includes three (3) scenarios for adjusting rates over the next 5 years, all of which demonstrate the need for increases to the rates. These increases are necessary to increase revenues to account for the following factors:

- A FY 18/19 budgeted structural Refuse Operations Fund deficit of $2.2 million;
- Achievement of Refuse Operations Fund reserves amounting to two months of operating expenses during implementation of the Plan;
- The projected capital outlay of $3.5 million in capital expenses for the first and second phase of a new corporation yard, anticipated to be paid by FY 23/24, while amortizing $8.8 million in capital expenses for the third phase of the capital improvement project over a 20-year period; and
- Replacing trucks models built prior to 2010 to meet the California Air Resources Board (CARB) compliance requirements.

The three (3) rate adjustment scenarios provided in this report demonstrate the immediate need for increases in revenues to address the factors stated above. The table on the following page provides a summary of actual rate adjustments to typical residential and commercial account.

Proposed Residential Rates by Scenario

Total Monthly Rate Including 64-gallon Garbage, 90-gallon Green Waste, and 64-gallon Recycling Collected Once Weekly

Scenario	2020 Proposed	2021 Proposed	2022 Proposed	2023 Proposed	2024 Proposed
1	$47.83	$52.14	$54.75	$56.93	$56.93
2	$42.46	$48.61	$55.66	$58.17	$58.17
3	$46.72	$48.82	$51.02	$53.32	$53.32

Proposed Commercial Rates by Scenario

Total Monthly Rate Including 3-cubic yards each of Garbage and Recycling, and 64-gallon Organic Collected Once Weekly

Scenario	2020 Proposed	2021 Proposed	2022 Proposed	2023 Proposed	2024 Proposed
1	$290.73	$316.90	$332.75	$346.06	$346.06
2	$261.43	$299.33	$342.74	$358.16	$358.16
3	$312.97	$336.44	$361.67	$388.80	$388.80

Residential Dollar Increase over Prior Year by Scenario

Scenario	2020 Proposed	2021 Proposed	2022 Proposed	2023 Proposed	2024 Proposed
1	$10.75	$4.30	$2.61	$2.19	$0.00
2	$5.38	$6.16	$7.05	$2.50	$0.00
3	$9.64	$2.10	$2.20	$2.30	$0.00

Commercial Dollar Increase over Prior Year by Scenario

Scenario	2020 Proposed	2021 Proposed	2022 Proposed	2023 Proposed	2024 Proposed
1	$88.61	$26.17	$15.85	$13.31	$0.00
2	$59.31	$37.91	$43.40	$15.42	$0.00
3	$110.85	$23.47	$25.23	$27.13	$0.00

Scenario 1: The first scenario demonstrates the magnitude of rate adjustments that would be needed if there was a single large increase followed by low to no increases in all remaining years. Via this scenario, rates would increase by 29.0% in FY 2020, followed by a 9.0% increase in 2021, 5.0% increase in 2022, 4.0% increase in 2023, and no increase in all other future years.

Scenario 2: The second scenario demonstrates the magnitude of rate adjustments that would be needed if those adjustments were spread over time. Via this scenario, projected rate increases are steady with a 14.5% increase for FY 2020 through FY 2022 followed by a 4.5% increase for FY 2023, and no additional increases in all other future years.

Scenario 3: The third scenario demonstrates a larger increase for commercial customers based on survey results of customer rates in jurisdictions with services comparable to those provided by the City. It also keeps the Refuse Operations Fund reserves at or above 16% beginning in FY 2020. In this scenario, residential customer rates increase 26.0% in FY 2020, followed by a 4.5% increase in FY 2021 through FY 2023. Commercial customer rates would increase 40.00% in FY 2020, followed by a 7.5% increase in FY 2021 through FY 2023. Both residential and commercial customer rates would see no additional increases in FY 2024 through FY 2029.

In developing these scenarios, R3 strategized with the City to find the best potential options to meet the City's needs and state compliance requirements. To that end, to mitigate the magnitude of necessary rate increases the 10-year financial plan includes amortizing the third phase of the capital improvement project over a 20-year period.

We appreciate the opportunity to submit our draft report to the City. Should you have any questions regarding our draft report or need any additional information please contact me by phone at (916) 782-7821 or by email at cbaxter@r3cgi.com.

Sincerely,

R3 CONSULTING GROUP

Carrie Baxter

Carrie Baxter | Project Manager

Introduction

The City of Merced (City) Public Works Department contracted with R3 Consulting Group, Inc. (R3) to assist with the preparation of a Rate Study to amend solid waste rate and revenue to meet the projected future expenses and obligations for its solid waste program over the coming five years. This amended Rate Study amends the prior rate study conducted by R3 providing calculated rate adjustments following the currently set January 1, 2019 rate adjustment. Finally, this Rate Study incorporates all identified appropriate and necessary cost elements for the City's solid waste operations.

The Refuse Division provides solid waste services to residents and businesses within the City including solid waste collection (residential, commercial, and roll off), green waste collection, and single stream recycling collection. Street sweeping and street tree maintenance activities are also funding through solid waste rates. The Refuse Division operates on a July 1st through June 30th fiscal year (FY) with customer rates adjusted annually on January 1st.

The City has a population of approximately 86,750 and the Division provides service to approximately 19,000 residential accounts, and approximately 4,250 multi-family, commercial and industrial accounts. The Refuse Division's operating budget in Fund 558 for fiscal year ending (FY) 2019 was approximately $16.2 million. Rates last increased effective January 1, 2019.

Project Objectives

- Develop a Rate Model that allows the City to evaluate the timing and amount of various rate adjustment options necessary to meet the City's projected revenue requirements and Operating Reserve target funding level at the end of the five-year planning period (FY 2024).
- Develop a Rate Model that allows the City to evaluate impacts from account growth and the points at which additional collection routes will be required.
- Present various rate adjustment scenarios for meeting the City's projected revenue requirements and Operating Reserve target funding level at the end of the five year planning period (FY 2024).[1]

[1] For purpose of the rate modeling, the Operating Reserves have been targeted at a minimum of approximately 16 percent of budgeted expenses in Fund 558.

Section 1

Introduction

Amended Rate Study for Solid Waste and Related Services

Current Utility Policies, Procedures, and Regulatory Requirements

R3 reviewed the City's current utility policies, procedures, and regulatory requirements as they relate to the City's solid waste collection operations, capital projects, revenue program requirements, and the rate modeling that is to be performed as part of this engagement. We reviewed the City's Municipal Code as it relates to the collection of solid waste and recyclables within the City.

Summary Findings

R3 found that there are no substantial changes to the current municipal code from the past code; however, with new regulatory legislation expected to be approved and signed in the coming years. The City should consider:

- Tracking AB 341 and 1826 generator compliance data;
- Developing a food waste collection program including adding the necessary staffing (i.e., monitoring, outreach, drivers), routes, and trucks to accommodate the program;
- Structuring the customer rates in a way that adds more resources into the new food waste and organics diversion requirements; and
- Revising the development fee surcharge on commercial and industrial customers to provide for collection of the surcharge starting with subscription to solid waste services.

Rate and Services Survey

R3 conducted a residential and commercial rate survey to compare the City's rates and services to jurisdictions throughout the state that similarly operate municipal collection systems. Survey results were based on information obtained from city websites and/or provided by participating jurisdictions through telephone interviews and emails conducted by R3.

Summary Findings

R3 found that when rates become effective in 2019, Merced's residential rate will be 19 percent higher than the average rate of comparable jurisdictions. On the other hand, Merced's commercial rates are between 28 and 59 percent less than the average rate of comparable jurisdictions. This could be due to a variety of reasons, including unbundled rate services, which are where jurisdictions may offer free recycling and green waste services included in their garbage rate structure as well as service frequencies. As noted in the sections below, this could point towards a need to increase commercial rates more than residential rates to align with the actual cost of services and the market conditions for commercial solid waste services.

Refuse Rate Study

Overall, the City's Solid Waste Fund (Fund 558) has a projected Operating Reserve Fund surplus of approximately $7.3 million as of June 30, 2018; however, a revenue shortfall of approximately $573,000 is projected for FY 2021. The Solid Waste Fund shortfall is projected to grow to more than $19.4 million, or approximately 130% of annual revenues, by FY 2024, assuming there are no rate increases. This is largely due to the need for additional solid waste collection vehicles to meet California Air Resources Board (CARB) compliance requirements; the $3.5 million budgeted for the first and second phase of a new public works corporation yard, anticipated to be paid by FY 23/24, while amortizing $8.8 million in capital expenses for the third phase of the capital improvement project over a 20-year period[2]; and normal increases in other operating costs.

Summary Findings

Table 1-1, on page 5, shows actual expenses from Fund 558 for Fiscal Year Ending (FY) 2017 and 2018; and the budget expenses for FY 2019. As shown, overall budgeted expenses for FY 2019 are approximately $3.6 million (29.0%) more than for FY 2017. The Solid Waste Fund 10-Year Financial Plan is included as Attachment 1 to this Report. The 10-Year Plan shows:

- FY 2018/19 Revenues and Expenses Based on Adopted FY 2018/19 City Budget:
    - Adjustments have been made to no longer account for Tipping Fee Rebates based on a letter received by the City in September 2018, which is the result of decreased recycling revenues arising from the China National Sword policy.
- Forecasted Revenues and Expenses from FY 2019/20 through FY 2028/29, with the following considerations:
    - Projections of revenues and expenses in forecast years are based on FY 2018/19 figures;
    - Revenue projections are split into halves because service charges are adjusted midway through each FY. Service charge revenues for July - December are shown separately from revenues for January – June; however, in FY 2020 revenue projections are combined with the assumption that customer rates will be adjusted at the beginning of each FY;
    - Expense projections include assumptions for increases in costs for labor, benefits, and other expenses which are consistent with the City's standard budget projections. Expenses for Solid Waste, Recycling, Green Waste, Street Sweeping, and Street Trees Expenses are also projected to increase based on historical rates of adjustment;
    - Recycling processing fees include the assumption that the cost will increase to $100 per ton in FY 2020[3];

[2] Amortization of the third phase of the capital improvement project is based on a 3.00% annual interest rate. This equates to an annual payment of approximately $590,000 with cumulative interest over the 20-year term of approximately $3 million.

[3] The Merced County Regional Waste Management Authority contracts recyclables processing for its member agencies, including the City of Merced. The current contract is set to expire in 2020 and it is

- Anticipated increase in expenses to address programmatic changes required under new regulations (AB 341, AB 1826, AB 1594, and SB 1383);
- New residential development projections through FY 2023/24;
- Replacement trucks for models built prior to 2010 to meet the California Air Resources Board (CARB) compliance requirements; and
- Capital improvement projects identified during several meetings with R3 and City staff.

anticipated that processing rates will increase significantly due decreasing recycling revenues arising from the China National Sword policy.

Table 1-1: Solid Waste Fund Historical and Budgeted

Account	Actual FY 2017	Actual FY 2018	Approved Budget FY 2019
Refuse (1112)	**$8,448,954**	**$9,319,879**	**$11,236,058**
Annual Change		$870,925	$1,916,179
Cumulative vs FY 16/17		$870,925	$2,787,104
% Increase FY 16/17		10.3%	33.0%
Recycling (1135)	**$936,997**	**$1,012,075**	**$1,063,961**
Annual Change		$75,078	$51,886
Cumulative vs FY 16/17		$75,078	$126,964
% Increase FY 16/17		8.0%	13.6%
Green Waste (1133)	**$700,736**	**$738,499**	**$911,461**
Annual Change		$37,763	$172,962
Cumulative vs FY 16/17		$37,763	$210,725
% Increase FY 16/17		5.4%	30.1%
Street Sweeping (1113)	**$1,366,380**	**$1,442,453**	**$1,394,984**
Annual Change		$76,073	($47,469)
Cumulative vs FY 16/17		$76,073	$28,604
% Increase FY 16/17		5.6%	2.1%
Street Trees (1122)	**$839,022**	**$1,027,563**	**$1,169,501**
Annual Change		$188,541	$141,938
Cumulative vs FY 16/17		$188,541	$330,479
% Increase FY 16/17		22.5%	39.4%
Finance (0701)	**$269,010**	**$39,000**	**$425,739**
Annual Change		($230,010)	$386,739
Cumulative vs FY 16/17		($230,010)	$156,729
% Increase FY 16/17		-85.5%	58.3%
Total	**$12,561,099**	**$13,579,469**	**$16,201,704**
Annual Change		$1,018,370	$2,622,235
Cumulative vs FY 16/17		$1,018,370	$3,640,605
% Increase from FY 16/17		8.1%	29.0%

R3

Section 1

Introduction

To address the projected revenue shortfall and maintain a sufficient operating reserve, the City is faced with the need to increase rates in the near term. Working with the City, R3 developed the following rate adjustment scenarios designed to meet the City's objectives:

Scenario 1: Larger Increase for One Year Followed by Annual CPI Increases

- Increase rates by 29.0% in FY 2020, followed by 6.0% in FY 2021, 5% in FY 2022, 4% in FY 2023, and no rate adjustments from FY 2024 through 2029.
- Via this Scenario, the City would only need to adopt an initial large increase, with modest increases projected for all future years.

Scenario 1 Results:

- FY 2029 Operating Reserves of $3.88 million.
- FY 2029 Annual Revenue Shortfall of $1.49 million.

Scenario 2: Gradual Annual Rate Increase Followed by No Increases in Later Years

- Increase rates gradually beginning with a 12.5% increase for FY 2020 through FY 2022 followed by an 8.0% increase in FY 2023. There would be no rate adjustments from FY 2024 through 2029.
- Via this Scenario, the initial increases would be lower than in Scenario 1, but would require approval of several years of slightly larger than normal increases.

Scenario 2 Results:

- FY 2029 Operating Reserves of $3.90 million.
- FY 2029 Annual Revenue Shortfall of $803,000.

Scenario 3: Larger Increase for One Year Followed by Annual CPI Increases including Cost of Service Adjustment for Commercial Customers

- Increase residential rates by 20.0% in FY 2020, followed by a 5.0% increase in FY 2021 through FY 2023.
- Increase commercial rates by a 35.00% increase in FY 2020, followed by a 10.0% increase in FY 2021 through FY 2023.
- Both residential and commercial customer rates would see no additional increases in FY 2024 through FY 2029.
- Via this Scenario the City's commercial rates would increase to be closer to the average of commercial rates surveyed by R3. Additionally, increasing commercial rates as shown in this Scenario accounts for the fact that the impacts of new state law will primarily require new services and programs to divert higher amounts of waste from the commercial sector.
- Via this Scenario, the Refuse Operations Fund reserves are kept at or above 16% beginning in FY 2020.

Scenario 3 Results:

- FY 2029 Operating Reserves of $7.97 million.
- FY 2029 Annual Revenue Shortfall of $688,000.

Litter Abatement Program Findings

The City is also considering adding a Litter Abatement Program to the Solid Waste Division. R3 revised the rate adjustment scenarios described above to show the difference in a rate increase when the Litter Abatement Program is added to the Solid Waste Division Financial Plan. The following is a summary of those results:

Scenario 1 (with Litter Abatement Program): Larger Increase for One Year Followed by Annual CPI Increases

- Increase rates by 29.0% in FY 2020, followed by 9.0% in FY 2021, 5% in FY 2022, 4% in FY 2023, and no rate adjustments from FY 2024 through 2029.
- Via this Scenario, the City would need to increase rates by 3.0% more in FY 2021 to maintain a surplus in the reserve fund balance with the addition of the Litter Abatement Program.

Scenario 1 (with Litter Abatement Program) Results:

- FY 2029 Operating Reserves of $4.14 million.
- FY 2029 Annual Revenue Shortfall of $1.41 million.

Scenario 2 (with Litter Abatement Program): Gradual Annual Rate Increase Followed by No Increases in Later Years

- Increase rates gradually beginning with a 14.5% increase for FY 2020 through FY 2022 followed by an 4.5% increase in FY 2023. There would be no rate adjustments from FY 2024 through 2029.
- Via this Scenario, the initial increases would be lower than in Scenario 1, but would require approval of several years of slightly larger than normal increases. The rate adjustment would be increased by 2.0% in FY 2020 through FY 2022, but decreased by 3.5% in FY 2024 to maintain a surplus in the reserve fund balance with the addition of the Litter Abatement Program.

Scenario 2 (with Litter Abatement Program) Results:

- FY 2029 Operating Reserves of $4.08 million.
- FY 2029 Annual Revenue Shortfall of $896,000.

Scenario 3 (with Litter Abatement Program): Larger Increase for One Year Followed by Annual CPI Increases including Cost of Service Adjustment for Commercial Customers

- Increase residential rates by 26.0% in FY 2020, followed by a 4.5% increase in FY 2021 through FY 2023.
- Increase commercial rates by a 40.0% increase in FY 2020, followed by a 7.5% increase in FY 2021 through FY 2023.
- Both residential and commercial customer rates would see no additional increases in FY 2024 through FY 2029.
- Via this Scenario the City's commercial rates would increase to be closer to the average of commercial rates surveyed by R3. Additionally, increasing commercial rates as shown in this Scenario accounts for the fact that the impacts of new state law will

primarily require new services and programs to divert higher amounts of waste from the commercial sector.

- The rate adjustment would be increased by 6.0% for residential customers and 5.0% for commercial customers in FY 2020; and 0.5% for residential customers and 2.5% for commercial customers in FY 2021 through FY 2023 to maintain a surplus at or above 16% in the reserve fund balance with the addition of the Litter Abatement Program.

Scenario 3 (with Litter Abatement Program) Results:

- FY 2029 Operating Reserves of $5.75 million.
- FY 2029 Annual Revenue Shortfall of $1.13 million.

Current Utility Policies, Procedures, and Regulatory Requirements

R3 reviewed the City's current utility policies, procedures, and regulatory requirements as they relate to the City's solid waste collection operations, capital projects, revenue program requirements, and the rate modeling that is to be performed as part of this engagement. We reviewed the City's Municipal Code as it relates to the collection of solid waste and recyclables within the City.

R3 submitted a data request of the policies, regulations, and municipal code language relevant to the City's solid waste and recycling collection operation. This review is based on information provided by the City, in conjunction with R3's prior knowledge of the City's operations.

Municipal Code Review

R3 contracted with the City in 2008 and 2014 to conduct rate studies. During the 2014 study, the City was requested to submit the then current municipal codes relevant to solid waste. R3 compared the 2014 municipal code with the current (2018) municipal code and found, with the exception of the rates listed in the code, there are no changes in the municipal code. Of the rate changes, the changes in Developmental Fees are relevant to this financial plan and rate schedule.

Residential Development Fee

The changes in development fees for new residents from the 2014 municipal code to the current 2018, pertaining to the collection of garbage, green waste, storm drain, and recycling, in the municipal code are as follows:

Table 2-1: Residential Development Fees

	2014	2018
Garbage, Green Waste, Rubbish, Storm Drainage, and Refuse Service Development Fees		
Single-Family Residence	$415.00	$419.15
Mobile Home	$415.00	$419.15
All other residential dwellings	$288.00 per unit	$290.88 per unit
Recycling Development Fees		
Single-Family Residence	$89.55	$92.68
Mobile Home	$89.55	$92.68
All other residential dwellings	n/a	n/a

Note: All fees listed in Sections 8.04.235 and 8.04.635 of the Municipal Code

Commercial/Industrial Surcharge

The development fees for new commercial and industrial buildings are a surcharge as percentage of their subscribed collection service level. This surcharge is effective for ninety-six (96) months from the issuance of the building permit. The 2014 surcharge rate was listed as 17.2%, which was increased to 17.37% in the current 2018 municipal code. This information is located in Section 8.04.265 of the Municipal Code.

Services Provided by the City

The City provides its customers with solid waste collection, recycling and green waste collection. Currently the City does not provide collection for food waste. Residential collection for solid waste, recycling, and green waste occur on a weekly basis. The frequency of commercial pickups depends on customer's subscribed service level.

The City provides the following special collection events or services:

- Disabled/Senior Citizen Pack-Out Service;
- Alley Cleanup / Illegal Dumping;
- Drop-off Site Removal (Spring Cleanup Program);
- Bulky Waste pickup;
- Tire Removal;
- Street Sweeping;
- Street Trees;
- Encampment Cleanup; and
- Christmas Tree Removal.

New State Legislation

The follow is a summary of new state legislation that has been recently passed, relevant to the collection of solid waste, recyclable materials, and organic materials (both green waste and food scraps). These laws should be taken into consideration in the process of planning future operational changes or collection programs. Implementation of these laws is known to require additional resources; however, establishing specific estimates of the additional resources needed is not a precise exercise, largely because final rulemaking for certain laws is not yet complete. As such, R3 recommends that the City seek to keep sufficient reserves available to address the potential for higher than anticipated expenses for implementation of new laws. Sufficient reserves that the City should maintain is a minimum target of approximately 16 percent of budgeted expenses annually over the next 5 years.

AB 341 – Mandatory Commercial Recycling

In 2012, AB 341 established California's first statewide diversion goal and requires CalRecycle to develop a report to the legislature that identifies strategies that will assist in achieving the 75 percent recycling goal. This state mandate established mandatory commercial and multi-family recycling regulations for all businesses and public entities that generate more than four cubic yards of solid waste per week, and multi-family dwellings of five or more units are required to either: 1) source separate recyclable materials from solid waste, or 2) subscribe to a recycling service that includes mixed waste processing yielding diversion results comparable to source separation.

Requirements on jurisdictions include offering a commercial recycling program with education and outreach, and monitoring for compliance. CalRecycle also requires an annual report from

each jurisdiction or its reporting agency, which includes details on the commercial recycling program implementation, education, and monitoring.

AB 1826 – Mandatory Commercial Organics Recycling

Signed by Governor Brown in 2014, AB 1826 requires commercial businesses and multi-family properties to implement organics recycling programs for the diversion of organic waste from landfills.

Under AB 1826, local jurisdictions are required to implement an organics recycling program appropriate for that jurisdiction, designed specifically to divert commercial organic waste. AB 1826 implementation includes the following four local jurisdiction requirements:

- Identify Covered Generators Component: Identify commercial businesses and multi-family properties (collectively, "covered generators") that must comply with the regulations of AB 1826;
- Organics Recycling Service Component: Ensure that organics recycling services are available to all covered generators;
- Education and Outreach Component: Conduct education and outreach to covered generators about the state law and how to comply; and
- Compliance Monitoring Component: Identify covered generators that are not in compliance and inform them of their requirements and how they can comply.

AB 876 – Organic Management Infrastructure Planning

The first reporting cycle for AB 876 was in 2017 (for the 2016 reporting year) via the Electronic Annual Report process submitted by jurisdictions. AB 876 was enacted to address long-term planning for organics infrastructure by requiring counties and regional agencies to report the following information to CalRecycle on an annual basis:

- An estimate of the amount of organic waste in cubic yards that will be disposed by the County or region over a 15-year period.
- An estimate of the additional organic waste recycling facility capacity in cubic yards that will be needed to process the amount of organic waste pursuant to paragraph (1) above.
- Areas identified by the County or regional agency as locations for new or expanded organic waste recycling facilities capable of safely meeting the additional organic waste recycling facility capacity need identified pursuant to paragraph (2).

It should also be noted that the SB 1383 draft regulations also contain specific requirements for planning by counties, which are anticipated to take effect on January 1, 2022.

AB 901 – Recycling and Disposal Facility Reporting Requirements

On January 1, 2019, the state is set to take over disposal reporting from the Counties under AB 901. Several changes to statewide disposal reporting are anticipated, including:

- An online disposal reporting system rather than electronic mail;
- Tracking of the amounts of non-disposal material that is transferred and marketed by facilities; and

R3

- Changes to disposal allocation methodologies, including, the allocation of 100 percent of residual waste from recycling and compost processing to the host jurisdiction, rather than (in some cases) an allocation based on jurisdiction of origin of the material received by the facility.

AB 1594 – Green Material as Alternative Daily Cover

AB 1594 changes the way green material used as alternative daily cover (ADC) is accounted for in jurisdiction and statewide disposal reporting. Beginning on January 1, 2020, green material used as ADC will "count" as disposed material, rather than diverted material. Waste haulers can continue to deliver green material to facilities that use green material as ADC; however, they will not be allowed to report the material tonnage as diverted material (particularly important for meeting contractual and/or state diversion requirements). When this law commences, it should be accounted for in revisions to the franchise agreement with waste haulers, in land use permits with facilities, and in municipal codes. This law has the potential to affect jurisdictions throughout the state in the following ways:

- Inability to meet state AB 939 diversion requirements (as reported in the EAR);
- Increase of organic material feedstock to local organic waste facilities; and
- Increased customer rates due to waste hauler alternative method(s) of handling the material (if green material is used as ADC currently, switching to a processing method may be more expensive).

Land Application Reduction of Contamination

As of January 1, 2018, CalRecycle requires that organic waste applied to land contain only 0.5 percent of contaminants. The change in state code is intended to protect the state's waterways and environment; however, it also sets a standard that may be difficult for many facilities to meet, especially with high rates of contamination from some material streams. The impacts of this law include increased costs associated with the following needs:

- Education and outreach to reduce front-end contamination;
- Processing material to remove contamination prior to composting;
- Changing some composting procedures, such as the type of screening applied to separate finished compost from compost overs;
- Processing material that does not meet the contamination threshold after initial processing; and
- Potentially, a need to dispose of material that does not meet contamination thresholds, or the need to use this material as ADC at landfill rather than land applying it.

SB 1383 – Short-Lived Climate Pollutants

SB 1383 sets a goal to reduce organic waste by 50 percent from the 2014 level by 2020 and 75 percent from the 2014 level by 2025. It also establishes a target of recovering 20 percent of currently disposed edible food for human consumption by 2025. The law's requirements will become effective on January 1, 2022. Specific regulatory language and an initial statement of reasoning was released by CalRecycle in January 2019 for public comment. Although the exact

language and details of this bill have not been finalized, R3 is aware that potential impacts of SB 1383 to local jurisdictions include the following:

- Local jurisdictions may be required to provide for organics diversion for all generators, either via source separation program or back-end (mixed waste) processing;
- Local jurisdictions may be required to impose subscription and source separation requirements and associated penalties on generators;
- Local jurisdictions may be required to include details on purchasing and procurement of end-use organic waste products internally and/or as a requirement on contractors and/or haulers;
- Local jurisdictions may be required to engage in annual outreach efforts to generators, outreach to edible food generators, and quarterly contamination route monitoring;
- Some edible food generators may be required to donate edible food;
- Self-haulers of organic waste may be required to source-separate, deliver for diversion, keep records of amounts delivered, and report annually to jurisdictions (residential self-haulers are exempt);
- Containers may be required to be replaced by standardized colors statewide; and
- Counties may be required to account for organic waste disposal reductions in landfill financial assurance planning, particularly if 15-year capacity is not adequate (AB 876), and Counties may be required to conduct Edible Food Recovery Capacity planning.

Recommendations

As previously stated, there are no substantial changes to the current municipal code from the past code, however with new regulatory legislation expected to be approved and signed in the coming years, R3 has some recommendations that the City should consider.

- Track compliance with AB 341 and AB 1826 to address state reporting requirements. City should notify any covered MFD and Commercial generator not participating in the recycling or organic material collection program of the requirements to comply with the law.
    - *AB 341 and 1826 Compliance Data: City shall report the total number of Commercial and/or MFD Service Units serviced and the number of containers, container sizes and frequency of collection for Garbage, Recyclable Material and Organic Waste for each of Commercial and/or MFD Service Units.*
- Address the incoming new food waste requirements. Specifically, address the Food Waste Processing Costs and integrate these costs into the current rate structure.
    - *City will need to develop and maintain an organic material collection program in compliance with the AB 1826 and SB 1383 schedule. City will provide the volume of collection service that businesses require in order to be in compliance with the law.*
- Add organic subscription and source-separation requirements and associated penalties for on all generators in compliance with SB 1383.

- Plan to add additional routes and trucks to accommodate an expanding City, and to accommodate the new Food Waste Processing regulations and City's projected growth.
- Add ordinance language to address contamination issues (based on draft SB 1383 language).
    - **Example Ordinance Language:** *City shall monitor the Recyclable and Organic Materials Collection Containers provided to Service Units to minimize prohibited container contaminants as required by SB 1383 and any other state or federal law. The City shall conduct a route review for prohibited container contaminants on randomly selected containers in a manner that results in all Recyclable and Organic Materials Collection routes being reviewed on a quarterly basis.*
- Structure the refuse, recycling, and organics rates in a way that adds more resources into the new food waste and organics diversion requirements (would result in a shrinking revenue stream).

Rate and Services Survey

The following jurisdictions were included in the survey. Residential rates were obtained along with various service information, including recycling and green waste collection frequency, bulky item collection services, and E-waste collection services, for purposes of comparing those rates and services to the City's rates and services. Survey results were based on information obtained from city websites and/or provided by participating jurisdictions through telephone interviews and emails conducted by R3. For comparison purposes, R3 chose jurisdictions throughout the state that operate municipal collection systems, like the City, as well as neighboring jurisdictions.

- Atwater
- El Paso de Robles
- Escalon
- Folsom
- Hanford
- Lompoc
- Manteca
- Redding
- Reedley
- Ripon
- Roseville
- Sacramento City
- Santa Cruz
- Santa Maria
- Visalia

Limitations

Many factors can affect the rates in a given jurisdiction, including the rate structure (e.g., variable can rate or unlimited service), the type, frequency and level of services, and the amount of fees. We have not attempted to adjust rates for any such differences. Additionally, the cities of Atwater and El Paso de Robles did not provide any information to their rate structure or services, so they were not included in the following analysis. You will notice that the rate and service comparisons do not have the same number of compared jurisdictions. This is due to a lack of responses or valuable information from several of the jurisdictions.

Findings

Rate Comparison

Table 3-1, provides a comparison of the residential solid waste rates in each of the jurisdictions surveyed. Merced's current residential rate is 15% higher than the average of the other 11 jurisdictions for a 64 gallon cart. By 2019, Merced's residential rate will be 19% higher than average jurisdictions (assuming no increases in those jurisdictions, which is not necessarily the case). This could be due to a variety of reasons, including unbundled rate services, which are where jurisdictions may offer free recycling and green waste services included in their garbage rate structure as well as service frequencies.

Table 3-1: Residential Rates

Jurisdiction	Effective Year	30-35 Gal	60-65 Gal	90-100 Gal
Merced	**2019**		$37.08	
Reedley	**2018**			$35.21
Hanford	**2018**		$19.25	$23.60
Lompoc	**2017**		$30.88	$39.97
Santa Maria	**2017**		$30.69	$34.81
Visalia	**2018**			$23.85
Folsom	**2018**		$22.50	$25.50
Sacramento	**2018**	$18.90	$23.00	
Escalon	**2017**		$25.98	$33.32
Manteca	**2018**	$28.48	$30.28	$31.97
Ripon	**2018**		$29.60	
Santa Cruz	**2018**	$36.04	$77.25	$123.60
Roseville	**2018**			$24.35
Redding	**2017**	$21.92	$22.91	$24.52
Average without Merced		$26.34	$31.23	$38.25
Merced 2019 vs. Average			$5.85	
Percentage Difference 2019			19%	

The City also expressed interest in discovering how their commercial rates compared to neighboring jurisdictions. Table 3-2, below, confirms the City's intuition that their commercial rates are lower than other jurisdictions.

Table 3-2: Commercial Garbage Collection Rates

Jurisdiction	Effective Year	1 YD	2 YD	3YD	4YD	6 YD
Merced	2019	$63.74	$83.17	$91.32	$99.48	$115.80
Reedley	2018	$69.98	$92.05	$112.35	$123.55	$177.06
Hanford	2018	$40.60	$67.60	$94.50		
Lompoc	2017		$111.31			
Santa Maria	2017		$166.72	$190.61	$214.49	$262.26
Visalia	2018	$52.10	$67.45	$83.00	$98.50	$129.35
Folsom	2017		$87.00	$115.00	$138.00	$174.00
Manteca	2018	$122.90	$136.07	$256.12	$259.16	$265.24
Santa Cruz	2018	$218.50	$325.68	$456.74	$557.00	$788.32
Roseville	2018	$43.29	$86.58	$129.87	$173.16	$259.74
Redding	2017	$69.63	$96.70	$123.76	$150.83	$204.98
Average without Merced		$88.14	$123.72	$173.55	$214.34	$282.62
Merced 2019 vs. Average		$ (24.40)	$ (40.55)	$ (82.23)	$ (114.86)	$ (166.82)
Percentage Difference 2019		-28%	-33%	-47%	-54%	-59%

The City's commercial garbage collection rates are substantially lower than other jurisdictions, indicating that the rates for those services are not well aligned with the costs of providing those services. As such, the City may wish to consider increasing commercial rates more than residential rates, and thus ensure that the commercial rates are consistent with market conditions.

Service Comparison

The City of Merced offers residents weekly collection of garbage, recycling, and green waste. Table 3-3 provides an overview of the frequencies of collection and the disposal fees in the surveyed jurisdictions. This table highlights some of the differences in services that can impact rates.

As shown in Table 3-3, of those jurisdictions surveyed:

- 10 have municipal haulers;
- 5 jurisdictions have weekly recycling and green waste pick up;
- 4 have bi-weekly Recycling and green waste pick up;
- 1 offers weekly green waste pick up and bi-weekly recycling pick up;
- 1 has a dirty MRF, which does the sorting for the residents; and
- 1 that does not offer recycling pick up, but does offer green waste every week.

We also found that Merced pays an average of 22% less than similar jurisdictions for disposal of municipal solid waste, and 78% less for green waste processing per ton. However, the green waste disposal fee for many of the other jurisdictions also include food waste, which results in a higher fee.

Table 3-3: Comparison of Pick-up Frequencies and Disposal Rates

Pick-up Frequencies and Disposal Rates				Frequency		Disposal Fees (per ton)	
Jurisdiction	County	Population	Hauler	Curbside Recycling	Green Waste	MSW	Green Waste
Merced	Merced	86,750	Municipal	Weekly	Weekly	$43.05	$21.00
Escalon	San Joaquin	7,558	Gilton Solid Waste	Every other week	Weekly	$38.11	$38.11
Folsom	Sacramento	78,447	Municipal	Every other week	Every other week	$30.00	$29.42
Lompoc	Santa Barbara	43,599	Municipal	Weekly	Weekly	$82.34	$40.00
Manteca	San Joaquin	81,345	Municipal	Every other week	Every other week	$52.00	$30.00
Redding	Shasta	91,357	Municipal	Weekly	Weekly	$44.25	$24.25
Reedley	Fresno	26,390	Miramonte Sanitation	Weekly	Weekly	$24.23	$28.50
Ripon	San Joaquin	15,847	Municipal	Not Offered	Weekly		
Roseville	Placer	137,213	Municipal	Dirty MRF	Every other week	$70.00	$38.00
Sacramento	Sacramento	501,344	Municipal	Every other week	Every other week	$30.00	$48.00
Santa Cruz	Santa Cruz	66,454	Municipal	Weekly	Weekly	$90.87	$46.31
Santa Maria	Santa Barbara	108,470	Municipal	Every other week	Every other week	$71.00	$48.00
Visalia	Tulare	136,246	Municipal	Weekly	Weekly	$45.00	$40.00
Average without Merced						$52.53	$37.33
Merced Vs. Average						-$9.48	-$16.33
Percentage Merced Vs. Average						**-22%**	**-78%**

In Table 3-4, we compared a variety of services offered by different jurisdictions. These services include bulky waste, street sweeping, and hazardous waste pick-up. In summary:

- 9 jurisdictions offer bulky waste collection services with:
  - 5 being free of charge for curbside collection;
  - 2 that are provided free of charge at a drop off location; and
  - 2 that are provided on-call for an extra fee (curbside).
- The number of bulky waste collections offered to residents per year also vary:
  - 2 have one collection a year;
  - 2 have two collections a year;
  - 2 have 3 collections a year; and
  - 1 has 6 collections a year.

- Other free services that are offered include:
  - E-waste pick up
    - 5 that pick-up e-waste curbside; and
    - 5 that have drop off locations.
  - Christmas tree pick up
    - 8 that pick up curbside; and
    - 3 that offer drop off locations.
  - Street Sweeping
    - All jurisdictions offer street sweeping services; but
    - 2 jurisdictions fund sweeping outside of refuse rates.
  - Container Cleaning
    - 3 offer container cleaning for a fee;
    - 2 do not provide container cleaning; and
    - The rest did not provide information .
  - Oil & filter collection
    - 4 that pick up curbside; and
    - 6 that offer drop off locations.
  - Household hazardous waste (HHW)
    - 4 with curbside pickup; and
    - 7 that offer drop off locations.

Table 3-4
Comparison of Services

Comparison of Services	Bulky Waste Services					Other Services					
Jurisdiction	Bulky Waste Curbside	Number of Collections per Year	On-call or City Scheduled	Size limitations	Appliances?	Curbside E-Waste	Christmas Trees	Street Sweeping	Container cleaning	Curbside Oil & Filter Collection	HHW
Merced	✓	n/a	n/a	n/a	Drop off	Drop off	✓	✓		Drop off	Drop off
Escalon	✓	2	On-call		Yes	✓	✓	✓		Drop off	Drop off
Folsom	✓	3	On-call	5 CY	Yes	x	Drop off or GW	Yes, but not through billing	$20	Pick up and Drop off	On-Call Pick Up
Lompoc	✓	3	On Call	2 items	Drop off	Drop off	✓	✓	x	Drop off	Drop off
Manteca	Extra charge	1	On-call	2 CY		✓	✓	Yes, but not through billing	$50	Drop off	Pick up
Redding	$44 for pick-up and disposal	n/a	On-call	n/a	Drop off for fee	Drop off	✓	✓		Drop off	Drop off
Reedley	Drop off	n/a	n/a	n/a	Yes; you drop off	✓	Drop off	✓		Pick up and Drop off	Pick up
Roseville	x	Not specified	On-call	6 cy	No	✓	✓	✓	x	Pick up and Drop off	Drop off
Sacramento	✓	2	On-call	5.3 CY	Yes; limit 2	✓	✓	✓		Yes; by appointment	Pick up and Drop off
Santa Cruz	✓	1	On-call	n/a	Yes	Drop off	✓	✓		On-call	Drop off
Santa Maria	x	n/a	n/a	n/a	n/a	Drop off	✓	✓		Drop off	Drop off
Visalia	Drop off	6	City Scheduled		Drop off	Drop off	Drop off	✓	Free for Comm., Fee for Residential	Drop off	Drop off

Other Survey Questions

In addition to the services that are provided by different jurisdictions, the City was also interested in several other questions that we will discuss in the section below:

What are your diversion requirements and how are they enforced?

All jurisdictions have set the same diversion requirements as the state.

How do you handle illegal dumping/homeless encampment clean ups?

Four jurisdictions responded with information on how they handle illegal dumping/homeless encampment cleanups. Two of them work with the police department to clean up on the weekends, one of them is investigating solutions, and one has a report/reward program. The Report/Reward program is implemented by the City of Sacramento. This program allows pedestrians to call in and report illegal dumping. Reporters are eligible for a $500-$1000 reward if the information provided results in either an administrative penalty for the violator or an arrest and misdemeanor conviction.

What type of fuel is used in your collection vehicles?

Five jurisdictions responded to this question. Two of which exclusively use Diesel, one uses Liquid Natural Gas (LNG), one switches between both fuels, and one is using Diesel but is planning on switching to Compressed Natural Gas (CNG).

Does the utility billing rate incorporate funding for building/maintaining vehicle maintenance?

Two of the three jurisdictions that provided an answer to this question include building/vehicle maintenance into the customer rates. One of those jurisdictions indicated that the customer rate was the main source of revenue for their solid waste operation.

What is the lifecycle funding for container replacement for both residential and commercial containers?

Only three jurisdictions provided information to this question. The City of Roseville incorporates ongoing contributions to a rehabilitation and replacement fund to cover the costs of the container replacement, Manteca does not have a specific method of funding container replacement and Folsom only replaces them when they no longer function.

Please provide the total number of FTE employees that make up your solid waste division by title:

For this question, information was obtained either through email correspondence or by analyzing published city budget documents. The FTE employees were categorized into these two categories:

- Equipment Operators: Drivers and other types of Operators
- Lead workers: Mechanics, Engineers, etc.

R3

Table 3-5:
FTE Employees by Title

Jurisdiction	Equipment Operators	Lead workers
Merced	33	2
Santa Maria	33	4
Folsom	33	5
Manteca	27	3
Santa Cruz	61	8
Roseville	47	8
Redding	45	17
Average without Merced	41	7.5
Merced vs. Average	-8	-5.5

Table 3-5, above, shows the comparison of employees by two categories of work. Merced, on average, employs 8 less equipment operators, and 5.5 less lead worker positions than similar jurisdictions.

Rate Model Overview

To help achieve the City's objectives of the Rate Study, a Rate Model was developed in Microsoft Excel. The Rate Model was used to project revenues and expenses through FY 2029 and evaluate various rate adjustment scenarios to satisfy the projected annual revenue requirements. The City currently has five divisions within Refuse Fund 558, which are as follows:

1. Refuse Collections: Division 1112
2. Curbside Recycling: Division 1135
3. Green Waste Collection: Division 1133
4. Street Sweeping: Division 1113
5. Street Trees: Division 1122

5-Year Financial Plan

During the development of the 5-year Financial Plan, R3 met with City staff several times to produce a plan that met the City's needs and accurately projected the City's current situation. The plan was developed with historical and budgeted financial information provided by the City.

The Rate Model projects revenues and expenses by line item for each division. It also provides for projecting changes based on growth in the number of residential and commercial accounts. Attachments 1 and 2 model the projected growth based on the number of accounts currently receiving service through the solid waste program offered by the City. The growth is represented using on the current number of residential accounts (~19,100) and the City's projected growth over the next five years. This number is then used to increase the total revenues and expenses that would be affected by an increase in residential accounts.

Productivity Review

As part of our review, R3 interviewed Division management and conducted a desk top analysis of the productivity of the City's solid waste collection systems, based on route workload data provided by the City. That review found that the productivity of the Division's residential, commercial and roll-off solid waste routes fall within what we consider to be industry standard productivity ranges (i.e., the Division appears to be operating with reasonable productivity).

Improving Productivity and Controlling Costs

Our review found that the Division has, and continues to pursue options to improve productivity and control costs. Those actions include reducing the number of rear loader routes, and working with the City's Planning Department to ensure that all new enclosures provide sufficient space so that collection vehicles have direct access to containers without requiring the driver to push or pull those containers into a position where they can be serviced. Commercial services also start at 3:00 am. Scheduling early morning commercial service start times is considered "best practice".

Commercial Enclosures

The Division's commercial front-loader collection productivity, and associated cost, is heavily impacted by the predominance of enclosures for collection containers. Management estimates that 98% of commercial accounts have an enclosure, with some of those accounts also having locks on the enclosure or containers. Enclosures require that the driver exit the vehicle to open and then close the enclosure. This significantly increases the time required to service a commercial account, as compared to accounts where the container can be directly serviced by the front-loader vehicle without the driver having to exit the vehicle. It is not uncommon for accounts with enclosures to increase service time by 25% or more. Management reported that the average number of accounts per front loader route has decreased from 120 per day to 85, due in large part to the increased prevalence of enclosures, locks, and push/pull requirement (a 30% decrease in productivity).

Fleet Maintenance

Both residential and commercial productivity, and cost, are impacted by the number and condition of route vehicles that are available each day to service the daily workload. The City's fleet maintenance division operates a single shift, which has a direct impact on the number of solid waste vehicles that are needed to service the associated workload. It is not uncommon for solid waste fleet maintenance operations to operate a swing shift or second shift that allow regular required preventative maintenance on vehicles to occur after they have completed their daily routes, and thereby keep a lower "spare ratio" of necessary trucks. Without a swing or second shift, the Division needs to have additional spare vehicles to conduct normal collection activities while primary route vehicles are out of service undergoing normal preventative maintenance, which requires a greater level of capital investment.

In addition, The California Air Resources Board (CARB) approved the Solid Waste Collection Vehicle (SWCV) regulation in 2004 to reduce the harmful impacts of exhaust from diesel-fueled waste collection trucks. All solid waste collection vehicles or diesel-fueled trucks over 14,000 pounds gross vehicle weight with model-year engines from 1960 to 2006 must comply with this SWCV regulation by using best available control technology to reduce diesel particulate matter. Trucks with 2007 to 2009 model year engines must meet the CARB compliance requirements of the regulation by January 1, 2023.[4]

Based on the CARB compliance requirements, staff has determined that 8 collection trucks, 2 street sweeper trucks, and 4 street trees maintenance trucks need to be replaced by 2023. Staff has also determined the need for 2 new collection trucks, 1 new street sweeper truck, and 1 new street trees maintenance truck to continue operating efficiently.

Safety

Management reported that historically the Division has had on average 2 to 4 staff unable to work due to injuries; however, this is no longer the case. Safety is the most important factor that contributes to an effective and efficient solid waste collection system. Many of the most successful public and private solid waste management operations have embraced the importance of safety as a critical component of customer service and productivity, and as a central component of controlling costs. Division management appears to have embraced the importance of safety and has taken various steps to improve safety. With that said, while the

[4] https://www.arb.ca.gov/msprog/SWCV/SWCV.htm

Division has a dedicated Safety Specialist position (currently unfilled), it is our understanding that OSHA injury metrics are not currently being tracked. It also appears that rigorous ongoing diagnostic review of accidents and injuries, and the implementation of specific training and operational changes based on that review is not currently occurring. Such rigorous diagnostic review has become an industry standard.

We suggest that the City's Risk Management Department track and report the following accident and injury statistics.

- The number of accidents the Division has per 100 employees (OSHA Total Recordable Incident Rate or TRIR);
- The number of days employees are not at work (lost days), have a job restriction, or are transferred / reassigned (DART Rate – Days Away plus Restriction and Transfer), which is also calculated at a rate per 100 employees;
- Vehicle Accident Recordable Rate (VARR) – The number of operational hours between vehicle accidents – the higher the VARR, the better; and
- Property Accident Recordable Rate (PARR) – The number of operational hours between property accidents – the higher the PARR, the better.

We also suggest that the City's Risk Management Department consider providing additional support to the Division, in the form of more active diagnostic review of accidents and injuries, with the goal of identifying specific meaningful changes to training and operating procedures to address the major causes of the Division's accidents and injuries.

New Operating Expenses

New operating expenses that were identified during several meetings with R3 and City staff are also shown in Attachments 1 and 2 of the Model Financial Plan. These include:

- Public Works Corporate Yard ($12.3 million):
  - Phase 1 (FY 20/21): Parking Lot ($219,270)
  - Phase 2 (FY 21/22): Fleet Shop ($3.3 million)
  - Phase 3 (FY 24/25): Corp Yard Expansion ($8.7 million)
- Container Maintenance Shed ($40,000)
- Enterprise Resource Planning (ERP) and Fleet Mind:
  - ERP ($149,600 + $176,800 annually)
  - FleetMind ($400,000 to outfit all trucks + $2,400 annual subscription)
- Based on the CARB compliance requirements, 8 collection trucks, 2 street sweeper trucks, and 4 street trees maintenance trucks need to be replaced by 2023. In addition, 2 new collection trucks and 1 new street sweeper truck will be needed to continue operating efficiently. New vehicle purchases are scheduled to meet CARB compliance requirements and efficiently continue operations as follows:
  - Between FY 2020 and FY 2022, 3 trucks have been budgeted to be replaced each year:
    - 2 trucks per year (Refuse, Recycling, Green Waste)

        - 1 truck per year (Street Trees)
    - In FY 2023, 5 trucks have been budgeted to be replaced:
        - 2 trucks (Refuse, Recycling, Green Waste)
        - 1 truck (Street Trees)
        - 2 truck (Street Sweeping)
    - In FY 2024, 3 trucks have been budgeted for acquisition to continue operating efficiently:
        - 2 trucks (Refuse, Recycling, Green Waste)
        - 1 truck (Street Sweeping)
- Between FY 19/20 and FY 23/24, new employees would also be necessary for Division operations, based on the average salary and benefits for each of the following positions:
    - 4 Maintenance Workers (1 each year, FY 19/20 through FY 22/23)
    - 1 Street Sweeping Driver (FY 23/24)
    - 1 Tree Trimmer (FY 23/24)
- Container Replacements ($9,000 annually)
- Litter Abatement Program ($400,000 annually)

In addition to the above mentioned new operating expenses, the City should seek to maintain a target of approximately 16 percent of operating expenses in reserves in the event of unanticipated cost increases, emergencies or disasters that could impact revenues and/or expenses in the Refuse Fund, including but not limited to:

- Potential increases in City diversion program expenses in response to new state regulations (e.g., tiered participation and outreach requirements of AB 341 and AB 1826), as well as those that are currently being developed and could result in additional City regulatory obligations, required programs, and state reporting (e.g., CalRecycle is currently in the rule-making phase of SB 1383);
- Potential increases in compensation due to the City as a result of a greater than anticipated increase in tipping fees;
- Potential increased disposal expenses resulting from a natural disaster such as storm event, flood, earthquake or fire; and
- Potential decreased revenues resulting from increased migration and/or economic recession, which generally results in less waste generation and thus revenues from service charges.

New Residential Development Fees

The City charges Development Fees for all new development. These fees were established to pay for the cost of garbage, green waste, rubbish, storm drainage, refuse and recycling services.

The factors considered in developing these fees were the type of container used to store solid waste at the property, and the type of vehicle used to collect solid waste from the property. Based on these factors, single family and mobile home units, which use plastic carts for storage and side load vehicles for collection, were calculated and set on a per unit basis, as identified in Table 4-1 below.

Table 4-1: Current Residential Development Fees

Garbage, Green Waste, Rubbish, Storm Drainage, and Refuse Service Development Fees	
Single-Family Residence / Mobile Home	$419.15
Multi-Family Units	$290.88 per unit
Recycling Development Fees	
Single-Family Residence / Mobile Home	$92.68
Multi-Family Units	n/a

Since those fees were calculated in 2014, the cost of collection trucks, street sweeping trucks service vehicles, residential carts, and commercial containers have all increased.[5] The City may wish to consider increasing the development fees to account for those increased costs.

Attachment 3 is a worksheet developed for the City to estimate the current costs for new development. As shown, R3 recommends that the City increase the residential development fees by approximately8.25% to cover associated costs.

Commercial/Industrial Development Fees

R3 does not recommend changing the percentage of the commercial/industrial development fees but does recommend that the City consider revising the Municipal Code to collect the fees for the first ninety-six (96) months from the start of solid waste collection service, not issuance of the building permit. The City has demonstrated that starting collection upon issuance of the building permit is ineffective because solid waste collection service does not start for quite some time – sometimes years – after issuance of the building permit. Based on the current timeframe for collection, the City is not able to collect much of the surcharge for certain projects.

Recommendations

Review of City Municipal Code

R3 has reviewed the City's Municipal Code and identified that amendments should be made to reflect current legislation. The City should consider making changes to the Municipal Code to support the collection of organics and implementation of newly enacted state laws. Specifically, the City should consider making changes to the Municipal Code that includes language that mirrors AB 1826 and SB 1383 (as described in the New State Legislation section

[5] Vehicle costs are estimated to comprise approximately 70% (55% collection trucks, 15% street sweeping and street tree service trucks) of the New Residential Development Fees. Recent tariffs on imported steel and aluminum may further increase truck and commercial bin costs the same.

above). This would allow for businesses to make these changes and adjust to the new policies as regulations continue to be phased in. R3 recommends that the City amend the Municipal Code to encourage and enforce the diversion of organic material.

Annual Service Charge Adjustment

To address the projected revenue shortfall and maintain a sufficient operating reserve, the City is faced with the need to increase rates in the near term. Working with the City, R3 developed the following rate adjustment scenarios designed to meet the City's objectives:

Scenario 1: Larger Increase for One Year Followed by Annual CPI Increases

- Increase rates by 29.0% in FY 2020, followed by 6.0% in FY 2021, 5% in FY 2022, 4% in FY 2023, and no rate adjustments from FY 2024 through 2029.
- Via this Scenario, the City would only need to adopt an initial large increase, with modest increases projected for all future years.

Scenario 1 Results:

- FY 2029 Operating Reserves of $3.88 million.
- FY 2029 Annual Revenue Shortfall of $1.49 million.

Scenario 2: Gradual Annual Rate Increase Followed by No Increases in Later Years

- Increase rates gradually beginning with a 12.5% increase for FY 2020 through FY 2022 followed by an 8.0% increase in FY 2023. There would be no rate adjustments from FY 2024 through 2029.
- Via this Scenario, the initial increases would be lower than in Scenario 1, but would require approval of several years of slightly larger than normal increases.

Scenario 2 Results:

- FY 2029 Operating Reserves of $3.90 million.
- FY 2029 Annual Revenue Shortfall of $803,000.

Scenario 3: Larger Increase for One Year Followed by Annual CPI Increases including Cost of Service Adjustment for Commercial Customers

- Increase residential rates by 20.0% in FY 2020, followed by a 5.0% increase in FY 2021 through FY 2023.
- Increase commercial rates by a 35.00% increase in FY 2020, followed by a 10.0% increase in FY 2021 through FY 2023.
- Both residential and commercial customer rates would see no additional increases in FY 2024 through FY 2029.
- Via this Scenario the City's commercial rates would increase to be closer to the average of commercial rates surveyed by R3. Additionally, increasing commercial rates as shown in this Scenario accounts for the fact that the impacts of new state law will primarily require new services and programs to divert higher amounts of waste from the commercial sector.
- Via this Scenario, the Refuse Operations Fund reserves are kept at or above 16% beginning in FY 2020.

Scenario 3 Results:

- FY 2029 Operating Reserves of $7.97 million.
- FY 2029 Annual Revenue Shortfall of $688,000.

Annual Service Charge Adjustment with the Litter Abatement Program

The City is also considering adding a Litter Abatement Program to the Solid Waste Division. R3 revised the rate adjustment scenarios described above to show the difference in a rate increase when the Litter Abatement Program is added to the Solid Waste Division Financial Plan. The following is a summary of those results:

Scenario 1 (with Litter Abatement Program): Larger Increase for One Year Followed by Annual CPI Increases

- Increase rates by 29.0% in FY 2020, followed by 9.0% in FY 2021, 5% in FY 2022, 4% in FY 2023, and no rate adjustments from FY 2024 through 2029.
- Via this Scenario, the City would need to increase rates by 3.0% more in FY 2021 to maintain a surplus in the reserve fund balance with the addition of the Litter Abatement Program.

Scenario 1 (with Litter Abatement Program) Results:

- FY 2029 Operating Reserves of $4.14 million.
- FY 2029 Annual Revenue Shortfall of $1.41 million.

Scenario 2 (with Litter Abatement Program): Gradual Annual Rate Increase Followed by No Increases in Later Years

- Increase rates gradually beginning with a 14.5% increase for FY 2020 through FY 2022 followed by an 4.5% increase in FY 2023. There would be no rate adjustments from FY 2024 through 2029.
- Via this Scenario, the initial increases would be lower than in Scenario 1, but would require approval of several years of slightly larger than normal increases. The rate adjustment would be increased by 2.0% in FY 2020 through FY 2022, but decreased by 3.5% in FY 2024 to maintain a surplus in the reserve fund balance with the addition of the Litter Abatement Program.

Scenario 2 (with Litter Abatement Program) Results:

- FY 2029 Operating Reserves of $4.08 million.
- FY 2029 Annual Revenue Shortfall of $896,000.

Scenario 3 (with Litter Abatement Program): Larger Increase for One Year Followed by Annual CPI Increases including Cost of Service Adjustment for Commercial Customers

- Increase residential rates by 26.0% in FY 2020, followed by a 4.5% increase in FY 2021 through FY 2023.
- Increase commercial rates by a 40.0% increase in FY 2020, followed by a 7.5% increase in FY 2021 through FY 2023.
- Both residential and commercial customer rates would see no additional increases in FY 2024 through FY 2029.

- Via this Scenario the City's commercial rates would increase to be closer to the average of commercial rates surveyed by R3. Additionally, increasing commercial rates as shown in this Scenario accounts for the fact that the impacts of new state law will primarily require new services and programs to divert higher amounts of waste from the commercial sector.
- The rate adjustment would be increased by 6.0% for residential customers and 5.0% for commercial customers in FY 2020; and 0.5% for residential customers and 2.5% for commercial customers in FY 2021 through FY 2023 to maintain a surplus at or above 16% in the reserve fund balance with the addition of the Litter Abatement Program.

Scenario 3 (with Litter Abatement Program) Results:

- FY 2029 Operating Reserves of $5.75 million.
- FY 2029 Annual Revenue Shortfall of $1.13 million.

Please see Attachment 2 for a summary of Scenarios 1, 2, and 3.

Ending Fund Balance

The scenarios identified above allow the City to achieve an Ending Fund Balance with Operating Reserves targeting a minimum of approximately 16 percent of budgeted expenses in Fund 558. There are no favorable near term solutions due to the structural deficit in the current FY 2018/19, and capital improvement costs of 12.3 million beginning in FY 2020/21. The City may also consider allowing a negative fund balance to reduce the recommended rate increases.

5-Year Service Charges Based on 10-Year Financial Plan

R3 has prepared draft proposed service charge tables of the City's solid waste service charges for the next five years (2020-2024) showing the monthly service charges for single family dwellings, commercial and multi-family, drop-box and suggested organic food waste collection rates.

These proposed service charge tables are based on the City's current solid waste service charges, and an analysis of the cost of service to provide collection, processing, and disposal of solid waste, street sweeping, and street trees services to the residents and businesses in the City. The recycling rate for the 8-CY Bin collected 3 times per week was found to be miscalculated prior to this rate study. To correct this error, the 8-CY Bin collected 3 times per week service charge was adjusted to 15% less than the equivalent refuse container[6]. In addition, all 2019 service charges for commercial customers were increased by $10.00 to account for the loss of revenue based on the total expenses associated with each line of business. These rates are then being escalated by the adjustments shown in the 10-Year Plan.

Tables 4-2 and 4-3 show the current 2019 and draft proposed 2020-2024 single-family residential solid waste service charges and an example of an average commercial customer with a 3 CY solid waste and recycling bin, and 64-gallon organic waste cart. A complete rate sheet for each scenario is provided in Attachment 4.

Another option the City may consider in conjunction with the above scenarios is to structure commercial rates to include a universal roll-out with a minimum weekly collection of a

[6] Based on customer accounts as of June 2018, this service charge adjustment will affect three commercial customers.

64-gallon organic cart to all commercial customers. With this option, the City could include the cost of a weekly 64-gallon organic cart for every customer in the garbage collection rate and only charge commercial customers if they requested a larger container or more frequent collection services.

Table 4-2: Current and Draft Proposed Solid Waste Monthly Service Charges by Year (Without Litter Abatement Program)

Scenario 1: Larger Increase for One Year Followed by Annual CPI Increases

	Current 2019	Proposed 2020	Proposed 2021	Proposed 2022	Proposed 2023	Proposed 2024	Total Increase
Residential							
Garbage (64 gal)	$25.92	$33.44	$35.44	$37.22	$38.70	$38.70	$12.78
Green Waste (90 gal)	$5.57	$7.19	$7.62	$8.00	$8.32	$8.32	$2.75
Recycling (64 gal)	$5.59	$7.21	$7.64	$8.03	$8.35	$8.35	$2.76
Scenario 3 Subtotal	$37.08	$47.83	$50.70	$53.24	$55.37	$55.37	$18.29
$ Increase/year		$10.75	$2.87	$2.54	$2.13	$0.00	
% Increase/year (Residential)		29.0%	6.0%	5.0%	4.0%	0.0%	
Commercial							
Garbage (3 CY)	$91.32	$127.80	$135.47	$142.24	$147.93	$147.93	$56.61
Organic (64 gal)	$32.40	$51.80	$54.90	$57.65	$59.95	$59.95	$27.55
Recycling (3 CY)	$78.40	$111.14	$117.80	$123.69	$128.64	$128.64	$50.24
Scenario 3 Subtotal	$202.12	$290.73	$308.18	$323.59	$336.53	$336.53	$134.41
$ Increase/year		$88.61	$17.44	$15.41	$12.94	$0.00	
% Increase/year (Commercial)		29.0%	6.0%	5.0%	4.0%	0.0%	

Scenario 2: Gradual Annual Rate Increase Followed by No Increases in Later Years

	Current 2019	Proposed 2020	Proposed 2021	Proposed 2022	Proposed 2023	Proposed 2024	Total Increase
Residential							
Garbage (64 gal)	$25.92	$29.16	$32.81	$36.91	$39.86	$39.86	$13.94
Green Waste (90 gal)	$5.57	$6.27	$7.05	$7.93	$8.57	$8.57	$3.00
Recycling (64 gal)	$5.59	$6.29	$7.07	$7.96	$8.60	$8.60	$3.01
Scenario 3 Subtotal	$37.08	$41.72	$46.93	$52.80	$57.02	$57.02	$19.94
$ Increase/year		$4.64	$5.21	$5.87	$4.22	$0.00	
% Increase/year (Residential)		12.5%	12.5%	12.5%	8.0%	0.0%	
Commercial							
Garbage (3 CY)	$91.32	$112.74	$126.83	$142.68	$154.09	$154.09	$62.77
Organic (64 gal)	$32.40	$46.45	$52.26	$58.79	$63.49	$63.49	$31.09
Recycling (3 CY)	$78.40	$98.20	$110.48	$124.28	$134.23	$134.23	$55.83
Scenario 3 Subtotal	$202.12	$257.39	$289.56	$325.75	$351.81	$351.81	$149.69
$ Increase/year		$55.27	$32.17	$36.19	$26.06	$0.00	
% Increase/year (Commercial)		12.5%	12.5%	12.5%	8.0%	0.0%	

R3

Scenario 3: Larger Increase for One Year Followed by Annual CPI Increases including Cost of Service Adjustment for Commercial Customers

	Current 2019	Proposed 2020	Proposed 2021	Proposed 2022	Proposed 2023	Proposed 2024	Total Increase
Residential							
Garbage (64 gal)	$25.92	$31.10	$32.66	$34.29	$36.01	$36.01	$10.09
Green Waste (90 gal)	$5.57	$6.68	$7.02	$7.37	$7.74	$7.74	$2.17
Recycling (64 gal)	$5.59	$6.71	$7.04	$7.40	$7.77	$7.77	$2.18
Scenario 2 Subtotal	$37.08	$44.50	$46.72	$49.06	$51.51	$51.51	$14.43
$ Increase/year		$7.42	$2.22	$2.34	$2.45	$0.00	
% Increase/year (Residential)		20.0%	5.0%	5.0%	5.0%	0.0%	
Commercial							
Garbage (3 CY)	$91.32	$133.28	$146.61	$161.27	$177.40	$177.40	$86.08
Organic (64 gal)	$32.40	$53.74	$59.11	$65.03	$71.53	$71.53	$39.13
Recycling (3 CY)	$78.40	$115.84	$127.42	$140.17	$154.18	$154.18	$75.78
Scenario 2 Subtotal	$202.12	$302.86	$333.15	$366.46	$403.11	$403.11	$200.99
$ Increase/year		$100.74	$30.29	$33.31	$36.65	$0.00	
% Increase/year (Commercial)		35.0%	10.0%	10.0%	10.0%	0.0%	

Table 4-3: Current and Draft Proposed Solid Waste Monthly Service Charges by Year (With Litter Abatement Program)

Scenario 1: Larger Increase for One Year Followed by Annual CPI Increases

	Current 2019	Proposed 2020	Proposed 2021	Proposed 2022	Proposed 2023	Proposed 2024	Total Increase
Residential							
Garbage (64 gal)	$25.92	$33.44	$36.45	$38.27	$39.80	$39.80	$13.88
Green Waste (90 gal)	$5.57	$7.19	$7.83	$8.22	$8.55	$8.55	$2.98
Recycling (64 gal)	$5.59	$7.21	$7.86	$8.25	$8.58	$8.58	$2.99
Scenario 3 Subtotal	$37.08	$47.83	$52.14	$54.75	$56.93	$56.93	$19.85
$ Increase/year		$10.75	$4.30	$2.61	$2.19	$0.00	
% Increase/year (Residential)		29.0%	9.0%	5.0%	4.0%	0.0%	
Commercial							
Garbage (3 CY)	$91.32	$127.80	$139.31	$146.27	$152.12	$152.12	$60.80
Organic (64 gal)	$32.40	$51.80	$56.46	$59.28	$61.65	$61.65	$29.25
Recycling (3 CY)	$78.40	$111.14	$121.14	$127.20	$132.28	$132.28	$53.88
Scenario 3 Subtotal	$202.12	$290.73	$316.90	$332.75	$346.06	$346.06	$143.94
$ Increase/year		$88.61	$26.17	$15.85	$13.31	$0.00	
% Increase/year (Commercial)		29.0%	9.0%	5.0%	4.0%	0.0%	

Scenario 2: Gradual Annual Rate Increase Followed by No Increases in Later Years

	Current 2019	Proposed 2020	Proposed 2021	Proposed 2022	Proposed 2023	Proposed 2024	Total Increase
Residential							
Garbage (64 gal)	$25.92	$26.96	$28.04	$29.16	$30.32	$31.54	$5.62
Green Waste (90 gal)	$5.57	$5.79	$6.02	$6.27	$6.52	$6.78	$1.21
Recycling (64 gal)	$5.59	$5.81	$6.05	$6.29	$6.54	$6.80	$1.21
Scenario 3 Subtotal	$37.08	$38.56	$40.11	$41.71	$43.38	$45.11	$8.03
$ Increase/year		$5.38	$6.16	$7.05	$2.50	$0.00	
% Increase/year (Residential)		14.5%	14.5%	14.5%	4.5%	0.0%	
Commercial							
Garbage (3 CY)	$91.32	$114.56	$131.17	$150.19	$156.95	$156.95	$65.63
Organic (64 gal)	$32.40	$47.10	$53.93	$61.75	$64.53	$64.53	$32.13
Recycling (3 CY)	$78.40	$99.77	$114.23	$130.80	$136.68	$136.68	$58.28
Scenario 3 Subtotal	$202.12	$261.43	$299.33	$342.74	$358.16	$358.16	$156.04
$ Increase/year		$59.31	$37.91	$43.40	$15.42	$0.00	
% Increase/year (Commercial)		14.5%	14.5%	14.5%	4.5%	0.0%	

R3

Scenario 3: Larger Increase for One Year Followed by Annual CPI Increases including Cost of Service Adjustment for Commercial Customers

	Current 2019	Proposed 2020	Proposed 2021	Proposed 2022	Proposed 2023	Proposed 2024	Total Increase
Residential							
Garbage (64 gal)	$25.92	$32.66	$34.13	$35.66	$37.27	$37.27	$11.35
Green Waste (90 gal)	$5.57	$7.02	$7.33	$7.66	$8.01	$8.01	$2.44
Recycling (64 gal)	$5.59	$7.04	$7.36	$7.69	$8.04	$8.04	$2.45
Scenario 2 Subtotal	$37.08	$46.72	$48.82	$51.02	$53.32	$53.32	$16.24
$ Increase/year		$9.64	$2.10	$2.20	$2.30	$0.00	
% Increase/year (Residential)		26.0%	4.5%	4.5%	4.5%	0.0%	
Commercial							
Garbage (3 CY)	$91.32	$137.85	$148.19	$159.30	$171.25	$171.25	$79.93
Organic (64 gal)	$32.40	$55.36	$59.51	$63.98	$68.77	$68.77	$36.37
Recycling (3 CY)	$78.40	$119.76	$128.74	$138.40	$148.78	$148.78	$70.38
Scenario 2 Subtotal	$202.12	$312.97	$336.44	$361.67	$388.80	$388.80	$186.68
$ Increase/year		$110.85	$23.47	$25.23	$27.13	$0.00	
% Increase/year (Commercial)		40.0%	7.5%	7.5%	7.5%	0.0%	

City of Merced
10-Year Financial Plan and 5-Year Rate Model (with Litter Abatement Program)

Income and Expense Detail	Actual					Budgeted	Forecast									
	2013 - 2014	2014 - 2015	2015 - 2016	2016 - 2017	2017 - 2018	2018 - 2019	2019 - 2020	2020 - 2021	2021 - 2022	2022 - 2023	2023 - 2024	2024 - 2025	2025 - 2026	2026 - 2027	2027 - 2028	2028 - 2029
Beginning Fund 558 Balance	$ 6,276,764	$ 6,020,954	$ 6,306,524	$ 6,438,741	$ 7,160,069	$ 7,334,000	$ 5,127,000	$ 2,606,000	$ (1,236,000)	$ (6,194,000)	$ (13,279,000)	$ (21,650,000)	$ (28,268,000)	$ (35,605,000)	$ (43,680,000)	$ (52,519,000)
Beginning Fund 562 Balance	214,085	243,884	285,313	343,130	128,914	208,000	289,000	371,000	456,000	534,000	612,000	682,000	613,000	539,000	460,000	376,000
Beginning Fund 674 Balance	294,416	1,132,186	1,989,635	2,785,071	3,685,609	4,596,000	4,738,000	4,300,000	3,855,000	3,667,000	5,183,000	6,183,000	6,662,000	7,876,000	9,277,000	10,243,000
Recommended Annual Residential Service Charge Adjustment (Effective January 1 of each FY)							0.0%									
Recommended Annual Commercial Service Charge Adjustment (Effective January 1 of each FY)							0.0%									
Growth Rate Adjustment (Residential)							2.4%	2.5%	2.2%	2.1%	1.9%					
Growth Rate Adjustment (Commercial)																
Income																
Fund 558																
Refuse																
Residential																
Charges for Service July - December			2,538,044.57	2,645,934.63	2,764,761.10	2,872,318.56	3,045,000									
Charges for Service January - June			2,629,445.37	2,743,312.67	2,866,906.92	2,973,262.66	3,045,000									
Charges for Service July - June								6,241,000	6,377,000	6,513,000	6,634,000	6,634,000	6,634,000	6,634,000	6,634,000	6,634,000
Commercial																
Charges for Service July - December			2,395,818.27	2,469,501.20	2,502,981.18	2,565,585.45	2,593,000									
Charges for Service January - June			2,392,321.08	2,447,811.50	2,535,725.71	2,593,367.10	2,593,000									
Charges for Service July - June								5,315,000	5,431,000	5,547,000	5,650,000	5,650,000	5,650,000	5,650,000	5,650,000	5,650,000
Subtotal Refuse Service Charges	*9,535,859*	*9,779,786*	*9,955,629*	*10,306,560*	*10,670,375*	*11,004,534*	*11,276,000*	*11,556,000*	*11,808,000*	*12,060,000*	*12,284,000*	*12,284,000*	*12,284,000*	*12,284,000*	*12,284,000*	*12,284,000*
Recycling																
Residential																
Charges for Service July - December			548,507	573,911	598,228	621,945	659,000									
Charges for Service January - June			570,251	593,869	620,308	643,828	659,000									
Charges for Service July - June								1,351,000	1,380,000	1,409,000	1,435,000	1,435,000	1,435,000	1,435,000	1,435,000	1,435,000
Commercial																
Charges for Service July - December			78,302	80,402	89,901	107,333	108,000									
Charges for Service January - June			75,730	81,374	101,237	108,423	108,000									
Charges for Service July - June								221,000	226,000	231,000	235,000	235,000	235,000	235,000	235,000	235,000
Tipping Fee Rebates	37,044	4,478	24,561	68,538	127,112											
Subtotal Recycling Service Charges	*1,104,547*	*1,093,449*	*1,297,351*	*1,398,093*	*1,536,787*	*1,481,528*	*1,534,000*	*1,572,000*	*1,606,000*	*1,640,000*	*1,670,000*	*1,670,000*	*1,670,000*	*1,670,000*	*1,670,000*	*1,670,000*
Green Waste																
Residential																
Charges for Service July - December			522,096	564,716	589,625	612,455	659,000									
Charges for Service January - June			549,675	585,453	610,923	643,828	659,000									
Charges for Service July - June								1,351,000	1,380,000	1,409,000	1,435,000	1,435,000	1,435,000	1,435,000	1,435,000	1,435,000
Commercial																
Charges for Service July - December			668	668	674	681	1,000									
Charges for Service January - June			668	674	681	688	1,000									
Charges for Service July - June								2,000	2,000	2,000	2,000	2,000	2,000	2,000	2,000	2,000
Subtotal Green Waste Service Charges	*1,008,152*	*1,036,540*	*1,073,107*	*1,151,511*	*1,201,904*	*1,257,652*	*1,320,000*	*1,353,000*	*1,382,000*	*1,411,000*	*1,437,000*	*1,437,000*	*1,437,000*	*1,437,000*	*1,437,000*	*1,437,000*
Subtotal Service Charges - Fund 558	*11,685,601*	*11,914,252*	*12,326,087*	*12,856,164*	*13,409,066*	*13,743,714*	*14,130,000*	*14,481,000*	*14,796,000*	*15,111,000*	*15,391,000*	*15,391,000*	*15,391,000*	*15,391,000*	*15,391,000*	*15,391,000*
CalPERS																
Refuse	112,131	105,964	99,026	101,836	-											
Recycling	19,196	18,652	15,181	15,985	-											
Green Waste	13,570	13,253	10,852	12,291	-											
Street Sweeping	27,011	25,019	19,806	23,404	-											
Street Trees	1,988	23,611	23,287	23,576	-											
Subtotal CalPERS	*173,896*	*186,499*	*168,152*	*177,092*												
Other Revenues																
Refuse	49,359	26,422	1,554	2,410	7,437	100	15,000	15,000	15,000	15,000	15,000	15,000	15,000	15,000	15,000	15,000
Recycling	72,796	31,806	80,912	128,268	194,409	44,797	92,000	92,000	92,000	92,000	92,000	92,000	92,000	92,000	92,000	92,000
Green Waste	6,777	7,042	7,271	7,264	4,935	3,531	6,000	6,000	6,000	6,000	6,000	6,000	6,000	6,000	6,000	6,000
Street Sweeping	27,011	25,019	19,806	23,404	-	20,444	19,000	19,000	19,000	19,000	19,000	19,000	19,000	19,000	19,000	19,000
Street Trees	1,988	23,611	23,287	23,576	-	26,054	16,000	16,000	16,000	16,000	16,000	16,000	16,000	16,000	16,000	16,000
Finance	109,007	75,490	87,402	64,249	137,760	*155,661*	*105,000*	*105,000*	*105,000*	*105,000*	*105,000*	*105,000*	*105,000*	*105,000*	*105,000*	*105,000*
Subtotal Other Revenues - Fund 558	*266,938*	*189,390*	*220,232*	*249,171*	*344,541*	*250,587*	*253,000*	*253,000*	*253,000*	*253,000*	*253,000*	*253,000*	*253,000*	*253,000*	*253,000*	*253,000*
Total Income Fund 558	12,126,435	12,290,141	12,714,471	13,282,427	13,753,607	13,994,301	14,383,000	14,734,000	15,049,000	15,364,000	15,644,000	15,644,000	15,644,000	15,644,000	15,644,000	15,644,000
Fund 562																
Other Revenues																
Industrial/Commercial Surcharge	14,255	6,840	6,242	8,878	9,625	6,000	9,000	9,000	9,000	9,000	9,000	9,000	9,000	9,000	9,000	9,000
Building Permits Recycling Surchage	2,060	5,813	8,527	12,883	25,769	37,072	70,590	74,306	66,875	66,875	59,444	15,000	15,000	15,000	15,000	15,000
Building Permits Refuse Surcharge	9,545	26,668	40,889	65,987	136,217	154,833	192,598	202,734	182,461	182,461	162,188	72,000	72,000	72,000	72,000	72,000
Finance	3,939	2,108	2,159	2,560	1,158	1,540	2,000	2,000	2,000	2,000	2,000	2,000	2,000	2,000	2,000	2,000
Subtotal Other Revenues - Fund 562	*29,799*	*41,429*	*57,817*	*90,308*	*172,769*	*199,445*	*274,188*	*288,040*	*260,336*	*260,336*	*232,632*	*98,000*	*98,000*	*98,000*	*98,000*	*98,000*
Total Income Fund 562	29,799	41,429	57,817	90,308	172,769	199,445	274,188	288,040	260,336	260,336	232,632	98,000	98,000	98,000	98,000	98,000
Fund 674																
Vehicle Replacement Fund																
Refuse Vehicle Replacement	531,217	538,293	477,965	511,941	515,420	600,682	634,000	669,000	704,000	741,000	777,000	800,000	824,000	849,000	874,000	900,000
Recycling Vehicle Replacement	51,009	82,564	113,700	123,284	123,284	132,793	140,000	148,000	156,000	164,000	172,000	177,000	182,000	187,000	193,000	199,000
Green Waste Vehicle Replacement	74,801	70,527	50,432	79,441	79,441	114,567	121,000	128,000	135,000	142,000	149,000	153,000	158,000	163,000	168,000	173,000
Street Sweeping Vehicle Replacement	180,743	166,065	153,339	185,872	192,156	214,702	226,000	239,000	252,000	265,000	278,000	286,000	295,000	304,000	313,000	322,000
Street Trees Vehicle Replacement	-	-	-	-	-	-	-	-	-	-	-	-	-	-	-	-
New Operating Expense New Vehicle Replacements							22,204	153,981	291,029	551,114	734,498	734,498	734,498	734,498	734,498	734,498
Subtotal Vehicle Replacement Fund	*837,770*	*857,449*	*795,436*	*900,538*	*910,301*	*1,062,744*	*1,143,204*	*1,337,981*	*1,538,029*	*1,863,114*	*2,110,498*	*2,150,498*	*2,193,498*	*2,237,498*	*2,282,498*	*2,328,498*
Total Income Fund 674	837,770	857,449	795,436	900,538	910,301	1,062,744	1,143,204	1,337,981	1,538,029	1,863,114	2,110,498	2,150,498	2,193,498	2,237,498	2,282,498	2,328,498
Total Income (Funds 558, 562, 674)	12,994,004	13,189,019	13,567,724	14,273,273	14,836,677	15,256,490	15,800,392	16,360,021	16,847,365	17,487,450	17,987,130	17,892,498	17,935,498	17,979,498	18,024,498	18,070,498

City of Merced
10-Year Financial Plan and 5-Year Rate Model (with Litter Abatement Program)

Income and Expense Detail	Actual					Budgeted	Forecast									
	2013 - 2014	2014 - 2015	2015 - 2016	2016 - 2017	2017 - 2018	2018 - 2019	2019 - 2020	2020 - 2021	2021 - 2022	2022 - 2023	2023 - 2024	2024 - 2025	2025 - 2026	2026 - 2027	2027 - 2028	2028 - 2029
Budgeted Operating Expenses																
Fund 558 - Refuse																
Personnel Services																
531 1-0 Regular Salaries	1,277,114	1,255,506	1,313,406	1,371,012	1,574,288	1,758,133	1,890,000	1,995,000	2,100,000	2,209,000	2,318,000	2,388,000	2,460,000	2,534,000	2,610,000	2,688,000
531 10-33 Core Allowance	348,405	360,538	371,689	389,481	491,197	503,753	534,000	566,000	599,000	633,000	667,000	690,000	714,000	739,000	765,000	792,000
531 4-1 Regular Overtime	247,578	246,264	257,336	244,105	196,528	158,323	167,000	176,000	185,000	195,000	205,000	211,000	217,000	224,000	231,000	238,000
531 10-73 Retirement UAL Misc	-	-	-	-	177,565	213,675	235,000	259,000	284,000	312,000	342,000	368,000	396,000	426,000	458,000	492,000
531 10-6 Social Security-OASDI	92,220	90,563	94,915	98,789	108,399	119,862	126,000	133,000	140,000	147,000	154,000	159,000	164,000	169,000	174,000	179,000
531 10-5 Retirement PERS Classic	265,604	252,348	280,304	191,701	77,710	85,377	90,000	95,000	100,000	105,000	110,000	113,000	116,000	119,000	123,000	127,000
531 10-12 Workers Compensation	96,578	115,183	76,964	57,671	71,209	98,127	104,000	110,000	116,000	123,000	130,000	135,000	140,000	145,000	150,000	155,000
531 3-0 Extra Help	24,741	16,643	15,926	-	51,394	37,047	39,000	41,000	43,000	45,000	47,000	48,000	49,000	50,000	52,000	54,000
531 10-35 Post Employment Benefits	62,331	59,603	55,667	37,392	40,857	51,518	55,000	59,000	63,000	67,000	71,000	74,000	78,000	82,000	86,000	90,000
531 10-10 Retirement-PERS New Membr	11,423	37,942	54,895	50,175	40,963	52,862	56,000	59,000	62,000	65,000	68,000	70,000	72,000	74,000	76,000	78,000
531 10-17 Stand By Pay	297	-	-	29,595	33,240	41,256	44,000	46,000	48,000	50,000	52,000	54,000	56,000	58,000	60,000	62,000
531 10-7 Social Security-Medicare	21,934	21,422	22,429	23,104	26,097	28,570	30,000	32,000	34,000	36,000	38,000	39,000	40,000	41,000	42,000	43,000
531 10-1 Holiday Pay	8,242	7,607	11,904	7,965	15,193	24,103	25,000	26,000	27,000	28,000	29,000	30,000	31,000	32,000	33,000	34,000
531 10-23 Uniform Cleaning	4,937	5,540	5,713	6,645	8,088	8,933	9,000	9,000	9,000	9,000	9,000	9,000	9,000	9,000	9,000	9,000
531 10-9 Retirement-PERS Lateral	-	-	-	4,267	3,907	4,429	5,000	5,000	5,000	5,000	5,000	5,000	5,000	5,000	5,000	5,000
531 10-2 Unused Sick Leave	-	1,190	1,214	1,860	3,375	-	-	-	-	-	-	-	-	-	-	-
531 10-20 Earned Benefit	10,279	4,601	4,079	3,178	2,864	9,242	10,000	11,000	12,000	13,000	14,000	14,000	14,000	14,000	14,000	14,000
531 10-21 Bilingual Pay Program	54	38	-	459	833	1,200	1,000	1,000	1,000	1,000	1,000	1,000	1,000	1,000	1,000	1,000
531 10-27 PTS Plan FICA Alternative	328	218	207	-	669	482	1,000	1,000	1,000	1,000	1,000	1,000	1,000	1,000	1,000	1,000
531 10-75 Ret-EE Share PERS Classic	-	-	-	82,723	-	-	-	-	-	-	-	-	-	-	-	-
531 10-77 Ret-EE Share PERS NewMemb	-	-	-	17,480	-	-	-	-	-	-	-	-	-	-	-	-
531 10-8 State Unemployment	-	14,872	16,496	16,316	-	-	-	-	-	-	-	-	-	-	-	-
531 10-76 Ret-EE Share PERS Lateral	-	-	-	1,633	-	-	-	-	-	-	-	-	-	-	-	-
539 10-23 Uniform Cleaning	-	-	-	7	-	-	-	-	-	-	-	-	-	-	-	-
Subtotal Refuse Personnel Services	*2,472,065*	*2,490,078*	*2,583,144*	*2,635,558*	*2,924,376*	*3,196,892*	*3,421,000*	*3,624,000*	*3,829,000*	*4,044,000*	*4,261,000*	*4,409,000*	*4,563,000*	*4,723,000*	*4,890,000*	*5,062,000*
Supplies and Services																
532 25-0 Tipping Fees	2,118,712	2,187,013	2,438,687	2,523,412	2,508,593	2,759,452	2,939,000	3,132,000	3,328,000	3,535,000	3,745,000	3,895,000	4,051,000	4,213,000	4,382,000	4,557,000
532 23-0 Vehicle Operations/Maint	1,110,191	1,101,413	1,138,477	1,019,086	1,097,721	1,231,957	1,300,000	1,372,000	1,444,000	1,519,000	1,594,000	1,642,000	1,691,000	1,742,000	1,794,000	1,848,000
532 32-0 Vehicle Replacement Fee	531,217	538,293	477,965	511,941	515,420	600,682	634,000	669,000	704,000	741,000	777,000	800,000	824,000	849,000	874,000	900,000
532 38-0 Support Services	151,284	148,557	151,448	173,665	168,798	171,477	181,000	191,000	201,000	211,000	221,000	228,000	235,000	242,000	249,000	256,000
532 25-0 Maintenance Matls & Svcs	116,566	259,736	195,959	112,507	134,056	190,089	201,000	212,000	223,000	235,000	247,000	254,000	262,000	270,000	278,000	286,000
532 30-1 Dept Share of Insurance	48,400	43,215	69,495	100,439	118,204	98,033	103,000	109,000	115,000	121,000	127,000	131,000	135,000	139,000	143,000	147,000
532 17-0 Professional Services	80,066	53,400	51,482	56,733	62,231	63,312	67,000	71,000	75,000	79,000	83,000	85,000	88,000	91,000	94,000	97,000
532 45-0 Facilities Maint Charge	32,132	33,091	27,308	43,464	58,170	57,214	60,000	63,000	66,000	69,000	72,000	74,000	76,000	78,000	80,000	82,000
532 13-0 Postage	44,542	47,704	36,044	46,656	46,993	53,646	57,000	60,000	63,000	66,000	69,000	71,000	73,000	75,000	77,000	79,000
532 24-0 Memberships, Subscription	1,611	1,392	17,844	17,663	19,739	37,378	39,000	41,000	43,000	45,000	47,000	48,000	49,000	50,000	52,000	54,000
532 11-0 Utilities	18,456	20,022	17,408	16,274	16,920	26,856	28,000	30,000	32,000	34,000	36,000	37,000	38,000	39,000	40,000	41,000
532 26-0 Other Equipment O & M	13,931	19,382	11,323	12,500	13,463	20,979	22,000	23,000	24,000	25,000	26,000	27,000	28,000	29,000	30,000	31,000
532 16-0 Printing	5,529	8,245	9,991	10,765	12,936	13,988	15,000	16,000	17,000	18,000	19,000	20,000	21,000	22,000	23,000	24,000
532 28-0 Safety Supplies	5,938	6,394	4,995	7,632	7,295	9,955	11,000	12,000	13,000	14,000	15,000	15,000	15,000	15,000	15,000	15,000
532 21-0 Rents/Leases	7,200	6,667	13,200	13,200	6,060	5,625	6,000	6,000	6,000	6,000	6,000	6,000	6,000	6,000	6,000	6,000
532 12-0 Telephone	3,656	4,002	4,778	4,985	6,397	8,448	9,000	10,000	11,000	12,000	13,000	13,000	13,000	13,000	13,000	13,000
539 25-0 Maintenance Matls & Svcs	87,490	38,155	53,432	1,695	4,738	-	-	-	-	-	-	-	-	-	-	-
532 46-0 Computer Replacement Chrg	3,559	3,002	1,206	2,365	2,225	2,432	3,000	3,000	3,000	3,000	3,000	3,000	3,000	3,000	3,000	3,000
532 18-0 Travel and Meetings	427	956	1,573	585	1,413	7,322	8,000	8,000	8,000	8,000	8,000	8,000	8,000	8,000	8,000	8,000
532 20-0 Training Expense	582	2,375	495	920	250	1,400	1,000	1,000	1,000	1,000	1,000	1,000	1,000	1,000	1,000	1,000
532 27-0 Small Tools	-	488	263	-	179	1,000	1,000	1,000	1,000	1,000	1,000	1,000	1,000	1,000	1,000	1,000
539 17-0 Professional Services	7,866	5,843	2,846	267	112	-	-	-	-	-	-	-	-	-	-	-
532 35-84 Retro Fee Expense	55	100	100	350	50	-	-	-	-	-	-	-	-	-	-	-
532 19-0 Mileage	16	-	-	-	-	-	-	-	-	-	-	-	-	-	-	-
539 13-0 Postage	10,535	10,176	12,058	62	-	-	-	-	-	-	-	-	-	-	-	-
539 16-0 Printing	668	52	339	35	-	-	-	-	-	-	-	-	-	-	-	-
539 21-0 Rents/Leases	-	-	-	36,000	-	-	-	-	-	-	-	-	-	-	-	-
539 24-0 Memberships, Subscription	113	225	-	-	-	-	-	-	-	-	-	-	-	-	-	-
539 26-0 Other Equipment O & M	3,587	-	2,956	-	-	-	-	-	-	-	-	-	-	-	-	-
Subtotal Refuse Supplies and Services	*4,404,329*	*4,539,898*	*4,741,672*	*4,713,201*	*4,801,963*	*5,361,245*	*5,685,000*	*6,030,000*	*6,378,000*	*6,743,000*	*7,110,000*	*7,359,000*	*7,618,000*	*7,886,000*	*8,163,000*	*8,449,000*
Administrative																
534 91-9 Adm Exp-Finance	123,076	122,626	140,232	145,472	176,230	201,387	207,000	213,000	219,000	226,000	233,000	240,000	247,000	254,000	262,000	270,000
534 91-11 Adm Exp-Public Works	120,789	146,126	139,334	141,893	151,670	173,078	178,000	183,000	188,000	194,000	200,000	206,000	212,000	218,000	225,000	232,000
534 91-1 Adm Exp-City Manager	51,201	26,875	39,312	51,022	66,274	80,649	83,000	85,000	88,000	91,000	94,000	97,000	100,000	103,000	106,000	109,000
534 91-3 Adm Exp-City Clerk	-	46,884	24,808	26,376	27,158	29,694	31,000	32,000	33,000	34,000	35,000	36,000	37,000	38,000	39,000	40,000
534 91-10 Adm Exp-Purchasing	16,943	15,653	16,665	19,393	21,434	21,558	22,000	23,000	24,000	25,000	26,000	27,000	28,000	29,000	30,000	31,000
534 91-16 Adm Exp-City Council	11,720	12,053	15,729	16,250	18,172	19,464	20,000	21,000	22,000	23,000	24,000	25,000	26,000	27,000	28,000	29,000
534 91-2 Adm Exp-City Attorney	16,062	12,603	8,539	10,067	17,619	17,076	18,000	19,000	20,000	21,000	22,000	23,000	24,000	25,000	26,000	27,000
Subtotal Refuse Administrative	*339,791*	*382,820*	*384,619*	*410,473*	*478,557*	*542,906*	*559,000*	*576,000*	*594,000*	*614,000*	*634,000*	*654,000*	*674,000*	*694,000*	*716,000*	*738,000*
Capital Improvement Projects																
637 65-0 Capital Imp. Projects	153,268	39,963	388,799	-	-	1,264,913										
Subtotal Refuse Capital Improvement Projects	*153,268*	*39,963*	*388,799*	-	-	*1,264,913*	-	-	-	-	-	-	-	-	-	-
Machinery/Equip																
533 43-0 Machinery/Equipment	870	-	-	-	383,696	136,160	144,000	152,000	160,000	168,000	176,000	181,000	186,000	192,000	198,000	204,000
539 43-0 Machinery/Equipment	48,190	-	17,069	-	25,795	-	-	-	-	-	-	-	-	-	-	-

City of Merced
10-Year Financial Plan and 5-Year Rate Model (with Litter Abatement Program)

	Income and Expense Detail	Actual					Budgeted	Forecast									
		2013 - 2014	2014 - 2015	2015 - 2016	2016 - 2017	2017 - 2018	2018 - 2019	2019 - 2020	2020 - 2021	2021 - 2022	2022 - 2023	2023 - 2024	2024 - 2025	2025 - 2026	2026 - 2027	2027 - 2028	2028 - 2029
160	*Subtotal Refuse Machinery/Equip*	*49,060*	-	*17,069*	-	*409,491*	*136,160*	*144,000*	*152,000*	*160,000*	*168,000*	*176,000*	*181,000*	*186,000*	*192,000*	*198,000*	*204,000*
161	Interdeptmental																
162	535 92-29 Interdept DSC-Pub Works	203,737	206,464	230,399	225,042	252,842	270,229	278,000	286,000	295,000	304,000	313,000	322,000	332,000	342,000	352,000	363,000
163	535 92-1 Interdept DSC-General Fnd	239,574	244,399	235,016	247,186	232,228	239,644	247,000	254,000	262,000	270,000	278,000	286,000	295,000	304,000	313,000	322,000
164	535 92-70 Interdept DSC-Hsng Admin	47,864	52,119	45,128	46,915	44,779	46,040	47,000	48,000	49,000	50,000	52,000	54,000	56,000	58,000	60,000	62,000
165	535 92-17 Interdept DSC-Develop Svc	42,794	45,206	46,148	47,096	44,686	52,331	54,000	56,000	58,000	60,000	62,000	64,000	66,000	68,000	70,000	72,000
166	535 92-57 Interdept DSC-Water Sys	41,281	46,605	45,836	42,431	39,969	35,356	36,000	37,000	38,000	39,000	40,000	41,000	42,000	43,000	44,000	45,000
167	535 92-53 Interdept DSC-Wastewater	24,062	29,466	27,011	23,605	33,669	39,445	41,000	42,000	43,000	44,000	45,000	46,000	47,000	48,000	49,000	50,000
168	535 92-58 Interdept DSC-Refuse	17,788	39,275	35,695	27,763	23,852	23,852	25,000	26,000	27,000	28,000	29,000	30,000	31,000	32,000	33,000	34,000
169	535 92-72 Interdept DSC-Supprt Sr	21,690	19,855	20,925	21,892	23,769	16,891	17,000	18,000	19,000	20,000	21,000	22,000	23,000	24,000	25,000	26,000
170	535 92-22 Interdept DSC-Streets	15,501	11,057	14,575	5,231	8,461	7,430	8,000	8,000	8,000	8,000	8,000	8,000	8,000	8,000	8,000	8,000
171	535 92-71 Interdept DSR-Facilities	-	-	-	-	1,237	2,724	3,000	3,000	3,000	3,000	3,000	3,000	3,000	3,000	3,000	3,000
172	535 92-21 Interdept DSC-Street Tree	7,704	-	-	-	-	-	-	-	-	-	-	-	-	-	-	-
173	535 92-48 Interdept DSC-CFD Parks	-	2,673	2,760	2,561	-	-	-	-	-	-	-	-	-	-	-	-
174	*Subtotal Refuse Interdepartmental*	*661,995*	*697,119*	*703,493*	*689,722*	*705,492*	*733,942*	*756,000*	*778,000*	*802,000*	*826,000*	*851,000*	*876,000*	*903,000*	*930,000*	*957,000*	*985,000*
175	**Total Operating Expenses Refuse**	**8,080,508**	**8,149,878**	**8,818,796**	**8,448,954**	**9,319,879**	**11,236,058**	**10,565,000**	**11,160,000**	**11,763,000**	**12,395,000**	**13,032,000**	**13,479,000**	**13,944,000**	**14,425,000**	**14,924,000**	**15,438,000**

City of Merced
10-Year Financial Plan and 5-Year Rate Model (with Litter Abatement Program)

Income and Expense Detail	Actual					Budgeted	Forecast									
	2013 - 2014	2014 - 2015	2015 - 2016	2016 - 2017	2017 - 2018	2018 - 2019	2019 - 2020	2020 - 2021	2021 - 2022	2022 - 2023	2023 - 2024	2024 - 2025	2025 - 2026	2026 - 2027	2027 - 2028	2028 - 2029
Fund 558 - Recycling																
Personnel Services																
531 1-0 Regular Salaries	207,829	213,931	219,575	219,309	238,522	246,706	260,000	274,000	288,000	303,000	318,000	328,000	338,000	348,000	358,000	369,000
531 10-33 Core Allowance	63,511	66,268	69,838	73,399	76,996	80,674	86,000	91,000	96,000	101,000	106,000	110,000	114,000	118,000	122,000	126,000
531 4-1 Regular Overtime	32,879	27,104	23,176	25,674	29,538	27,807	29,000	31,000	33,000	35,000	37,000	38,000	39,000	40,000	41,000	42,000
531 10-73 Retirement UAL Misc	-	-	-	-	24,355	29,983	33,000	36,000	39,000	43,000	47,000	50,000	54,000	58,000	62,000	66,000
531 10-12 Workers Compensation	9,832	11,102	6,959	10,390	19,861	17,103	18,000	19,000	20,000	21,000	22,000	23,000	24,000	25,000	26,000	27,000
531 10-5 Retirement PERS Classic	45,348	50,111	50,241	36,991	18,182	19,853	21,000	22,000	23,000	24,000	25,000	26,000	27,000	28,000	29,000	30,000
531 10-6 Social Security-OASDI	14,653	14,638	13,250	14,350	16,424	16,691	18,000	19,000	20,000	21,000	22,000	23,000	24,000	25,000	26,000	27,000
531 10-17 Stand By Pay	-	-	-	7,313	9,711	-	-	-	-	-	-	-	-	-	-	-
531 10-35 Post Employment Benefits	6,856	6,752	6,416	3,867	4,384	3,859	4,000	4,000	4,000	4,000	4,000	4,000	4,000	4,000	4,000	4,000
531 10-7 Social Security-Medicare	3,427	3,423	3,099	3,356	3,841	3,904	4,000	4,000	4,000	4,000	4,000	4,000	4,000	4,000	4,000	4,000
531 10-1 Holiday Pay	898	703	418	691	1,109	1,303	1,000	1,000	1,000	1,000	1,000	1,000	1,000	1,000	1,000	1,000
531 10-20 Earned Benefit	817	757	2,100	610	625	2,172	2,000	2,000	2,000	2,000	2,000	2,000	2,000	2,000	2,000	2,000
531 10-21 Bilingual Pay Program	928	832	603	603	600	600	1,000	1,000	1,000	1,000	1,000	1,000	1,000	1,000	1,000	1,000
531 10-2 Unused Sick Leave	-	-	-	190	502	-	-	-	-	-	-	-	-	-	-	-
531 10-23 Uniform Cleaning	369	355	382	451	468	-	-	-	-	-	-	-	-	-	-	-
531 10-75 Ret-EE Share PERS Classic	-	-	-	15,985	-	-	-	-	-	-	-	-	-	-	-	-
539 10-23 Uniform Cleaning	-	-	-	13	-	631	1,000	1,000	1,000	1,000	1,000	1,000	1,000	1,000	1,000	1,000
Subtotal Recycling Personnel Services	*387,347*	*395,976*	*396,057*	*413,192*	*445,118*	*451,286*	*478,000*	*505,000*	*532,000*	*561,000*	*590,000*	*611,000*	*633,000*	*655,000*	*677,000*	*700,000*
Supplies and Services																
532 23-0 Vehicle Operations/Maint	191,109	157,062	121,671	157,790	195,853	179,965	190,000	201,000	212,000	223,000	234,000	241,000	248,000	255,000	263,000	271,000
532 32-0 Vehicle Replacement Fee	51,009	82,564	113,700	123,284	123,284	132,793	140,000	148,000	156,000	164,000	172,000	177,000	182,000	187,000	193,000	199,000
532 25-0 Tipping Fees	60,000	58,793	54,335	45,681	34,422	37,864	40,000	441,000	469,000	498,000	528,000	549,000	571,000	594,000	618,000	643,000
532 14-0 Advertising	19,665	31,411	18,513	32,764	41,124	43,000	45,000	48,000	51,000	54,000	57,000	59,000	61,000	63,000	65,000	67,000
532 38-0 Support Services	17,558	16,808	17,258	19,763	19,189	18,887	20,000	21,000	22,000	23,000	24,000	25,000	26,000	27,000	28,000	29,000
532 30-1 Dept Share of Insurance	6,157	5,490	8,143	10,287	10,259	8,912	9,000	10,000	11,000	12,000	13,000	13,000	13,000	13,000	13,000	13,000
532 25-0 Maintenance Matls & Svcs	18,837	3,869	17,988	13,282	11,222	52,300	55,000	58,000	61,000	64,000	67,000	69,000	71,000	73,000	75,000	77,000
539 14-0 Advertising	-	15,752	14,088	19,161	8,000	-	-	-	-	-	-	-	-	-	-	-
532 26-0 Other Equipment O & M	360	894	1,260	2,339	2,082	2,331	2,000	2,000	2,000	2,000	2,000	2,000	2,000	2,000	2,000	2,000
532 45-0 Facilities Maint Charge	-	1,182	836	929	1,272	1,256	1,000	1,000	1,000	1,000	1,000	1,000	1,000	1,000	1,000	1,000
532 20-0 Training Expense	1,063	2,006	1,050	-	455	1,150	1,000	1,000	1,000	1,000	1,000	1,000	1,000	1,000	1,000	1,000
532 18-0 Travel and Meetings	1,555	162	1,028	-	220	753	1,000	1,000	1,000	1,000	1,000	1,000	1,000	1,000	1,000	1,000
532 17-0 Professional Services	50	80	180	-	180	340	-	-	-	-	-	-	-	-	-	-
532 13-0 Postage	-	4,000	-	-	152	10,800	11,000	12,000	13,000	14,000	15,000	15,000	15,000	15,000	15,000	15,000
532 28-0 Safety Supplies	257	300	263	288	12	695	1,000	1,000	1,000	1,000	1,000	1,000	1,000	1,000	1,000	1,000
532 35-84 Retro Fee Expense	80	-	-	-	-	-	-	-	-	-	-	-	-	-	-	-
539 17-0 Professional Services	130	-	-	-	-	-	-	-	-	-	-	-	-	-	-	-
532 24-0 Memberships, Subscription	-	-	-	-	-	633	1,000	1,000	1,000	1,000	1,000	1,000	1,000	1,000	1,000	1,000
539 25-0 Maintenance Matls & Svcs	180	-	12,009	-	-	-	-	-	-	-	-	-	-	-	-	-
Subtotal Recycling Supplies and Services	*368,010*	*380,373*	*382,322*	*425,568*	*447,725*	*491,679*	*517,000*	*946,000*	*1,002,000*	*1,059,000*	*1,117,000*	*1,155,000*	*1,194,000*	*1,234,000*	*1,277,000*	*1,321,000*
Administrative																
534 91-9 Adm Exp-Finance	20,038	20,388	19,468	19,759	23,169	25,205	26,000	27,000	28,000	29,000	30,000	31,000	32,000	33,000	34,000	35,000
534 91-11 Adm Exp-Public Works	16,604	20,385	18,319	18,148	17,852	19,642	20,000	21,000	22,000	23,000	24,000	25,000	26,000	27,000	28,000	29,000
534 91-1 Adm Exp-City Manager	8,297	4,468	5,457	6,930	8,713	10,094	10,000	10,000	10,000	10,000	10,000	10,000	10,000	10,000	10,000	10,000
534 91-3 Adm Exp-City Clerk	-	8,171	3,413	3,549	3,562	3,708	4,000	4,000	4,000	4,000	4,000	4,000	4,000	4,000	4,000	4,000
534 91-10 Adm Exp-Purchasing	2,758	2,603	2,314	2,634	2,818	2,698	3,000	3,000	3,000	3,000	3,000	3,000	3,000	3,000	3,000	3,000
534 91-16 Adm Exp-City Council	1,908	2,004	2,184	2,207	2,389	2,436	3,000	3,000	3,000	3,000	3,000	3,000	3,000	3,000	3,000	3,000
534 91-2 Adm Exp-City Attorney	2,615	1,966	1,185	1,367	2,316	2,137	2,000	2,000	2,000	2,000	2,000	2,000	2,000	2,000	2,000	2,000
Subtotal Recycling Administrative	*52,220*	*59,985*	*52,340*	*54,594*	*60,819*	*65,920*	*68,000*	*70,000*	*72,000*	*74,000*	*76,000*	*78,000*	*80,000*	*82,000*	*84,000*	*86,000*
Machinery/Equip																
533 43-0 Machinery/Equipment	15,462	10,214	6,941	13,642	27,684	24,290	26,000	27,000	28,000	29,000	30,000	31,000	32,000	33,000	34,000	35,000
Subtotal Recycling Machinery/Equip	*15,462*	*10,214*	*6,941*	*13,642*	*27,684*	*24,290*	*26,000*	*27,000*	*28,000*	*29,000*	*30,000*	*31,000*	*32,000*	*33,000*	*34,000*	*35,000*
Interdeptmental																
535 92-29 Interdept DSC-Pub Works	65,243	65,798	29,611	30,001	30,729	30,786	32,000	33,000	34,000	35,000	36,000	37,000	38,000	39,000	40,000	41,000
Subtotal Recycling Interdepartmental	*65,243*	*65,798*	*29,611*	*30,001*	*30,729*	*30,786*	*32,000*	*33,000*	*34,000*	*35,000*	*36,000*	*37,000*	*38,000*	*39,000*	*40,000*	*41,000*
Total Operating Expenses Recycling	**888,282**	**912,346**	**867,271**	**936,997**	**1,012,075**	**1,063,961**	**1,121,000**	**1,581,000**	**1,668,000**	**1,758,000**	**1,849,000**	**1,912,000**	**1,977,000**	**2,043,000**	**2,112,000**	**2,183,000**

City of Merced

10-Year Financial Plan and 5-Year Rate Model (with Litter Abatement Program)

Income and Expense Detail	Actual					Budgeted	Forecast									
	2013 - 2014	2014 - 2015	2015 - 2016	2016 - 2017	2017 - 2018	2018 - 2019	2019 - 2020	2020 - 2021	2021 - 2022	2022 - 2023	2023 - 2024	2024 - 2025	2025 - 2026	2026 - 2027	2027 - 2028	2028 - 2029
Fund 558 - Green Waste																
Personnel Services																
531 1-0 Regular Salaries	168,170	170,017	142,336	165,823	176,436	191,334	202,000	213,000	224,000	236,000	248,000	255,000	263,000	271,000	279,000	287,000
531 10-33 Core Allowance	42,934	45,054	44,136	48,555	51,984	53,655	57,000	60,000	63,000	67,000	71,000	73,000	76,000	79,000	82,000	85,000
531 4-1 Regular Overtime	15,898	12,765	17,385	21,631	22,306	19,862	21,000	22,000	23,000	24,000	25,000	26,000	27,000	28,000	29,000	30,000
531 10-73 Retirement UAL Misc	-	-	-	-	18,767	23,254	26,000	29,000	32,000	35,000	38,000	41,000	44,000	47,000	50,000	54,000
531 10-6 Social Security-OASDI	9,978	10,398	9,736	11,566	10,512	13,072	14,000	15,000	16,000	17,000	18,000	19,000	20,000	21,000	22,000	23,000
531 10-5 Retirement PERS Classic	32,248	35,372	31,665	21,871	7,671	11,350	12,000	13,000	14,000	15,000	16,000	16,000	16,000	16,000	16,000	16,000
531 10-35 Post Employment Benefits	-	-	-	6,696	7,013	6,498	7,000	8,000	9,000	10,000	11,000	12,000	13,000	14,000	15,000	16,000
531 10-12 Workers Compensation	8,146	22,084	16,018	6,071	6,462	15,977	17,000	18,000	19,000	20,000	21,000	22,000	23,000	24,000	25,000	26,000
531 10-17 Stand By Pay	-	-	-	2,668	3,839	1,737	2,000	2,000	2,000	2,000	2,000	2,000	2,000	2,000	2,000	2,000
531 10-10 Retirement-PERS New Membr	-	-	4,890	8,166	3,826	4,123	4,000	4,000	4,000	4,000	4,000	4,000	4,000	4,000	4,000	4,000
531 10-7 Social Security-Medicare	2,334	2,432	2,277	2,705	2,458	3,058	3,000	3,000	3,000	3,000	3,000	3,000	3,000	3,000	3,000	3,000
531 10-23 Uniform Cleaning	404	431	462	710	771	837	1,000	1,000	1,000	1,000	1,000	1,000	1,000	1,000	1,000	1,000
531 10-1 Holiday Pay	298	670	991	994	767	1,955	2,000	2,000	2,000	2,000	2,000	2,000	2,000	2,000	2,000	2,000
531 10-21 Bilingual Pay Program	163	114	-	231	415	600	1,000	1,000	1,000	1,000	1,000	1,000	1,000	1,000	1,000	1,000
531 10-2 Unused Sick Leave	-	-	-	143	377	-	-	-	-	-	-	-	-	-	-	-
531 10-20 Earned Benefit	378	6,600	311	174	179	1,087	1,000	1,000	1,000	1,000	1,000	1,000	1,000	1,000	1,000	1,000
531 10-75 Ret-EE Share PERS Classic	-	-	-	9,452	-	-	-	-	-	-	-	-	-	-	-	-
531 10-77 Ret-EE Share PERS NewMemb	-	-	-	2,839	-	-	-	-	-	-	-	-	-	-	-	-
Subtotal Green Waste Personnel Services	*280,951*	*305,937*	*270,207*	*310,295*	*313,783*	*348,399*	*370,000*	*392,000*	*414,000*	*438,000*	*462,000*	*478,000*	*496,000*	*514,000*	*532,000*	*551,000*
Supplies and Services																
532 23-0 Vehicle Operations/Maint	196,166	156,597	169,822	141,215	164,077	141,518	149,000	157,000	165,000	174,000	183,000	188,000	194,000	200,000	206,000	212,000
532 32-0 Vehicle Replacement Fee	74,801	70,527	50,432	79,441	79,441	114,567	121,000	128,000	135,000	142,000	149,000	153,000	158,000	163,000	168,000	173,000
532 25-0 Tipping Fees	70,061	61,638	63,243	70,766	69,010	75,911	83,000	91,000	99,000	108,000	118,000	126,000	135,000	144,000	154,000	165,000
532 38-0 Support Services	14,708	13,796	14,247	15,646	15,751	16,146	17,000	18,000	19,000	20,000	21,000	22,000	23,000	24,000	25,000	26,000
532 30-1 Dept Share of Insurance	5,065	4,549	6,777	8,561	8,313	7,257	8,000	8,000	8,000	8,000	8,000	8,000	8,000	8,000	8,000	8,000
532 14-0 Advertising	13,713	15,983	6,592	9,263	11,816	22,000	23,000	24,000	25,000	26,000	27,000	28,000	29,000	30,000	31,000	32,000
532 25-0 Maintenance Matls & Svcs	(1,616)	1,961	2,007	474	9,241	74,500	79,000	83,000	87,000	92,000	97,000	100,000	103,000	106,000	109,000	112,000
532 45-0 Facilities Maint Charge	1,057	1,557	1,722	1,911	1,660	1,708	2,000	2,000	2,000	2,000	2,000	2,000	2,000	2,000	2,000	2,000
532 26-0 Other Equipment O & M	1,137	1,175	1,385	2,237	1,652	2,154	2,000	2,000	2,000	2,000	2,000	2,000	2,000	2,000	2,000	2,000
532 13-0 Postage	-	-	-	-	226	10,800	11,000	12,000	13,000	14,000	15,000	15,000	15,000	15,000	15,000	15,000
532 17-0 Professional Services	100	130	90	-	90	490	1,000	1,000	1,000	1,000	1,000	1,000	1,000	1,000	1,000	1,000
532 35-84 Retro Fee Expense	15	-	-	50	-	-	-	-	-	-	-	-	-	-	-	-
539 14-0 Advertising	-	8,728	7,333	2,165	-	-	-	-	-	-	-	-	-	-	-	-
539 17-0 Professional Services	70	-	-	-	-	-	-	-	-	-	-	-	-	-	-	-
539 25-0 Maintenance Matls & Svcs	5,100	-	295	-	-	-	-	-	-	-	-	-	-	-	-	-
Subtotal Green Waste Supplies and Services	*380,377*	*336,641*	*323,945*	*331,729*	*361,277*	*467,051*	*496,000*	*526,000*	*556,000*	*589,000*	*623,000*	*645,000*	*670,000*	*695,000*	*721,000*	*748,000*
Administrative																
534 91-1 Adm Exp-City Manager	17,001	17,009	16,737	16,788	19,350	8,566	9,000	9,000	9,000	9,000	9,000	9,000	9,000	9,000	9,000	9,000
534 91-2 Adm Exp-City Attorney	13,888	16,714	15,137	14,441	14,246	1,814	2,000	2,000	2,000	2,000	2,000	2,000	2,000	2,000	2,000	2,000
534 91-3 Adm Exp-City Clerk	7,040	3,728	4,692	5,888	7,277	3,147	3,000	3,000	3,000	3,000	3,000	3,000	3,000	3,000	3,000	3,000
534 91-9 Adm Exp-Finance	-	6,955	2,935	3,016	2,975	21,391	22,000	23,000	24,000	25,000	26,000	27,000	28,000	29,000	30,000	31,000
534 91-10 Adm Exp-Purchasing	2,340	2,171	1,989	2,238	2,354	2,290	2,000	2,000	2,000	2,000	2,000	2,000	2,000	2,000	2,000	2,000
534 91-11 Adm Exp-Public Works	1,619	1,672	1,877	1,875	1,995	16,122	17,000	18,000	19,000	20,000	21,000	22,000	23,000	24,000	25,000	26,000
534 91-16 Adm Exp-City Council	2,219	1,590	1,019	1,162	1,935	2,067	2,000	2,000	2,000	2,000	2,000	2,000	2,000	2,000	2,000	2,000
Subtotal Green Waste Administrative	*44,107*	*49,839*	*44,386*	*45,408*	*50,132*	*55,397*	*57,000*	*59,000*	*61,000*	*63,000*	*65,000*	*67,000*	*69,000*	*71,000*	*73,000*	*75,000*
Machinery/Equip																
533 43-0 Machinery/Equipment	-	-	-	-	-	14,250										
Subtotal Green Waste Machinery/Equip	-	-	-	-	-	*14,250*	-	-	-	-	-	-	-	-	-	-
Interdeptmental																
535 92-29 Interdept DSC-Pub Works	30,140	30,284	12,762	13,304	13,307	26,364	27,000	28,000	29,000	30,000	31,000	32,000	33,000	34,000	35,000	36,000
Subtotal Green Waste Interdepartmental	*30,140*	*30,284*	*12,762*	*13,304*	*13,307*	*26,364*	*27,000*	*28,000*	*29,000*	*30,000*	*31,000*	*32,000*	*33,000*	*34,000*	*35,000*	*36,000*
Total Operating Expenses Green Waste	**735,575**	**722,701**	**651,300**	**700,736**	**738,499**	**911,461**	**950,000**	**1,005,000**	**1,060,000**	**1,120,000**	**1,181,000**	**1,222,000**	**1,268,000**	**1,314,000**	**1,361,000**	**1,410,000**

City of Merced
10-Year Financial Plan and 5-Year Rate Model (with Litter Abatement Program)

Income and Expense Detail	Actual					Budgeted	Forecast									
	2013 - 2014	2014 - 2015	2015 - 2016	2016 - 2017	2017 - 2018	2018 - 2019	2019 - 2020	2020 - 2021	2021 - 2022	2022 - 2023	2023 - 2024	2024 - 2025	2025 - 2026	2026 - 2027	2027 - 2028	2028 - 2029
Fund 558 - Storm Drains																
Personnel Services																
531 3-0 Extra Help	27,907	-	-	-	-	-	-	-	-	-	-	-	-	-	-	-
531 1-0 Regular Salaries	21,674	-	-	-	-	-	-	-	-	-	-	-	-	-	-	-
531 10-8 State Unemployment	8,996	-	-	-	-	-	-	-	-	-	-	-	-	-	-	-
531 10-12 Workers Compensation	5,767	-	-	-	-	-	-	-	-	-	-	-	-	-	-	-
531 10-33 Core Allowance	5,389	-	-	-	-	-	-	-	-	-	-	-	-	-	-	-
531 10-5 Retirement PERS Classic	4,686	-	-	-	-	-	-	-	-	-	-	-	-	-	-	-
531 4-1 Regular Overtime	4,499	-	-	-	-	-	-	-	-	-	-	-	-	-	-	-
531 10-6 Social Security-OASDI	1,766	-	-	-	-	-	-	-	-	-	-	-	-	-	-	-
531 10-17 Stand By Pay	1,485	-	-	-	-	-	-	-	-	-	-	-	-	-	-	-
531 4-4 Call Back Time Worked	1,451	-	-	-	-	-	-	-	-	-	-	-	-	-	-	-
531 10-7 Social Security-Medicare	818	-	-	-	-	-	-	-	-	-	-	-	-	-	-	-
531 10-27 PTS Plan FICA Alternative	363	-	-	-	-	-	-	-	-	-	-	-	-	-	-	-
Subtotal Storm Drains Personnel Services	*84,801*	-	-	-	-	-	-	-	-	-	-	-	-	-	-	-
Supplies and Services																
532 17-0 Professional Services	123,121	-	-	-	-	-	-	-	-	-	-	-	-	-	-	-
532 25-0 Maintenance Matls & Svcs	65,287	-	-	-	-	-	-	-	-	-	-	-	-	-	-	-
532 23-0 Vehicle Operations/Maint	46,533	-	-	-	-	-	-	-	-	-	-	-	-	-	-	-
532 32-0 Vehicle Replacement Fee	32,326	-	-	-	-	-	-	-	-	-	-	-	-	-	-	-
539 17-0 Professional Services	30,699	-	-	-	-	-	-	-	-	-	-	-	-	-	-	-
532 11-0 Utilities	19,867	-	-	-	-	-	-	-	-	-	-	-	-	-	-	-
532 38-0 Support Services	10,743	-	-	-	-	-	-	-	-	-	-	-	-	-	-	-
539 25-0 Maintenance Matls & Svcs	8,329	-	-	-	-	-	-	-	-	-	-	-	-	-	-	-
532 26-0 Other Equipment O & M	5,298	-	-	-	-	-	-	-	-	-	-	-	-	-	-	-
532 30-1 Dept Share of Insurance	3,478	-	-	-	-	-	-	-	-	-	-	-	-	-	-	-
532 14-0 Advertising	2,362	-	-	-	-	-	-	-	-	-	-	-	-	-	-	-
532 28-0 Safety Supplies	1,854	-	-	-	-	-	-	-	-	-	-	-	-	-	-	-
532 21-0 Rents/Leases	1,802	-	-	-	-	-	-	-	-	-	-	-	-	-	-	-
532 12-0 Telephone	843	-	-	-	-	-	-	-	-	-	-	-	-	-	-	-
Subtotal Storm Drains Supplies and Services	*352,542*	-	-	-	-	-	-	-	-	-	-	-	-	-	-	-
Administrative																
534 91-9 Adm Exp-Finance	9,907	-	-	-	-	-	-	-	-	-	-	-	-	-	-	-
534 91-11 Adm Exp-Public Works	6,916	-	-	-	-	-	-	-	-	-	-	-	-	-	-	-
534 91-1 Adm Exp-City Manager	4,102	-	-	-	-	-	-	-	-	-	-	-	-	-	-	-
534 91-10 Adm Exp-Purchasing	1,364	-	-	-	-	-	-	-	-	-	-	-	-	-	-	-
534 91-2 Adm Exp-City Attorney	1,293	-	-	-	-	-	-	-	-	-	-	-	-	-	-	-
534 91-16 Adm Exp-City Council	943	-	-	-	-	-	-	-	-	-	-	-	-	-	-	-
Subtotal Storm Drains Administrative	*24,525*	-	-	-	-	-	-	-	-	-	-	-	-	-	-	-
Capital Improvement Projects																
637 65-0 Capital Imp. Projects	33,459	-	-	-	-	-	-	-	-	-	-	-	-	-	-	-
Subtotal Storm Drain Capital Improvement Projects	*33,459*	-	-	-	-	-	-	-	-	-	-	-	-	-	-	-
Machinery/Equip																
533 43-0 Machinery/Equipment	50,792	-	-	-	-	-	-	-	-	-	-	-	-	-	-	-
539 43-0 Machinery/Equipment	1,264	-	-	-	-	-	-	-	-	-	-	-	-	-	-	-
Subtotal Storm Drain Machinery/Equip	*52,056*	-	-	-	-	-	-	-	-	-	-	-	-	-	-	-
Interdeptmental																
535 92-53 Interdept DSC-Wastewater	115,892	-	-	-	-	-	-	-	-	-	-	-	-	-	-	-
535 92-29 Interdept DSC-Pub Works	10,149	-	-	-	-	-	-	-	-	-	-	-	-	-	-	-
Subtotal Strom Drain Interdepartmental	*126,041*	-	-	-	-	-	-	-	-	-	-	-	-	-	-	-
Total Operating Expenses Storm Drains	**673,424**	-	-	-	-	-	-	-	-	-	-	-	-	-	-	-
Fund 558 - Street Sweeping																
Personnel Services																
531 1-0 Regular Salaries	292,569	287,654	264,320	326,261	345,633	293,829	310,000	327,000	344,000	362,000	380,000	391,000	403,000	415,000	427,000	440,000
531 10-33 Core Allowance	91,473	95,285	91,896	116,109	113,117	99,325	105,000	111,000	117,000	124,000	131,000	136,000	141,000	146,000	151,000	156,000
531 4-1 Regular Overtime	22,790	28,533	21,429	30,853	43,459	31,274	33,000	35,000	37,000	39,000	41,000	42,000	43,000	44,000	45,000	46,000
531 10-73 Retirement UAL Misc	-	-	-	-	34,527	35,711	39,000	43,000	47,000	52,000	57,000	61,000	66,000	71,000	76,000	82,000
531 10-6 Social Security-OASDI	19,340	19,162	17,513	21,468	24,054	19,722	21,000	22,000	23,000	24,000	25,000	26,000	27,000	28,000	29,000	30,000
531 10-5 Retirement PERS Classic	63,911	67,391	55,421	36,660	20,049	15,900	17,000	18,000	19,000	20,000	21,000	22,000	23,000	24,000	25,000	26,000
531 3-0 Extra Help	24,785	31,524	30,308	9,996	17,998	35,837	38,000	40,000	42,000	44,000	46,000	47,000	48,000	49,000	50,000	52,000
531 10-35 Post Employment Benefits	14,683	14,655	12,830	15,638	16,939	17,642	19,000	21,000	23,000	25,000	27,000	29,000	31,000	33,000	35,000	37,000
531 10-12 Workers Compensation	19,251	16,027	9,820	14,841	13,684	17,540	19,000	20,000	21,000	22,000	23,000	24,000	25,000	26,000	27,000	28,000
531 10-10 Retirement-PERS New Membr	-	-	11,721	22,127	6,858	7,649	8,000	8,000	8,000	8,000	8,000	8,000	8,000	8,000	8,000	8,000
531 10-17 Stand By Pay	1,359	699	1,411	1,360	6,510	1,613	2,000	2,000	2,000	2,000	2,000	2,000	2,000	2,000	2,000	2,000
531 10-7 Social Security-Medicare	4,892	4,954	4,535	5,166	5,887	5,133	5,000	5,000	5,000	5,000	5,000	5,000	5,000	5,000	5,000	5,000
531 4-4 Call Back Time Worked	1,119	338	788	950	3,961	1,016	1,000	1,000	1,000	1,000	1,000	1,000	1,000	1,000	1,000	1,000
531 10-21 Bilingual Pay Program	-	110	121	627	1,967	1,440	1,000	1,000	1,000	1,000	1,000	1,000	1,000	1,000	1,000	1,000
531 10-2 Unused Sick Leave	297	-	-	86	1,468	348	-	-	-	-	-	-	-	-	-	-
531 10-23 Uniform Cleaning	973	1,139	1,272	1,189	1,263	2,153	2,000	2,000	2,000	2,000	2,000	2,000	2,000	2,000	2,000	2,000
531 10-20 Earned Benefit	838	6,755	5,760	697	714	1,486	2,000	2,000	2,000	2,000	2,000	2,000	2,000	2,000	2,000	2,000
531 10-27 PTS Plan FICA Alternative	329	425	394	132	234	466	-	-	-	-	-	-	-	-	-	-
531 10-8 State Unemployment	8,996	-	6,225	8,942	-	-	-	-	-	-	-	-	-	-	-	-
531 10-75 Ret-EE Share PERS Classic	-	-	-	15,828	-	-	-	-	-	-	-	-	-	-	-	-
531 10-77 Ret-EE Share PERS NewMemb	-	-	-	7,679	-	-	-	-	-	-	-	-	-	-	-	-

City of Merced

10-Year Financial Plan and 5-Year Rate Model (with Litter Abatement Program)

Income and Expense Detail	Actual					Budgeted	Forecast									
	2013 - 2014	2014 - 2015	2015 - 2016	2016 - 2017	2017 - 2018	2018 - 2019	2019 - 2020	2020 - 2021	2021 - 2022	2022 - 2023	2023 - 2024	2024 - 2025	2025 - 2026	2026 - 2027	2027 - 2028	2028 - 2029
Subtotal Street Sweeping Personnel Services	*567,605*	*574,651*	*535,764*	*636,609*	*658,322*	*588,084*	*622,000*	*658,000*	*694,000*	*733,000*	*772,000*	*799,000*	*828,000*	*857,000*	*886,000*	*918,000*
Supplies and Services																
532 23-0 Vehicle Operations/Maint	244,879	263,776	261,653	178,898	227,122	197,393	208,000	220,000	232,000	244,000	256,000	264,000	272,000	280,000	288,000	297,000
532 32-0 Vehicle Replacement Fee	180,743	166,065	153,339	185,872	192,156	214,702	226,000	239,000	**252,000**	265,000	278,000	286,000	295,000	304,000	313,000	322,000
532 11-0 Utilities	76,244	67,177	78,184	90,541	89,210	91,841	97,000	102,000	107,000	113,000	119,000	123,000	127,000	131,000	135,000	139,000
532 38-0 Support Services	26,870	25,874	27,406	29,746	25,718	24,393	26,000	27,000	28,000	29,000	30,000	31,000	32,000	33,000	34,000	35,000
532 30-1 Dept Share of Insurance	8,807	7,960	11,785	14,912	14,294	12,481	13,000	14,000	15,000	16,000	17,000	18,000	19,000	20,000	21,000	22,000
532 13-0 Postage	7,597	7,356	7,724	6,872	7,940	8,300	9,000	10,000	11,000	12,000	13,000	13,000	13,000	13,000	13,000	13,000
532 45-0 Facilities Maint Charge	1,789	2,608	3,362	3,732	4,471	4,639	5,000	5,000	5,000	5,000	5,000	5,000	5,000	5,000	5,000	5,000
532 28-0 Safety Supplies	748	850	1,308	740	904	1,350	1,000	1,000	1,000	1,000	1,000	1,000	1,000	1,000	1,000	1,000
532 17-0 Professional Services	201	440	90	293	360	405	-	-	-	-	-	-	-	-	-	-
532 26-0 Other Equipment O & M	509	1,112	810	743	256	998	1,000	1,000	1,000	1,000	1,000	1,000	1,000	1,000	1,000	1,000
532 21-0 Rents/Leases	-	-	-	-	60	60	-	-	-	-	-	-	-	-	-	-
532 25-0 Maintenance Matls & Svcs	277	440	-	261	24	500	1,000	1,000	1,000	1,000	1,000	1,000	1,000	1,000	1,000	1,000
539 17-0 Professional Services	100	-	-	-	-	-	-	-	-	-	-	-	-	-	-	-
539 26-0 Other Equipment O & M	140	-	-	-	-	-	-	-	-	-	-	-	-	-	-	-
539 28-0 Safety Supplies	2	-	-	-	-	-	-	-	-	-	-	-	-	-	-	-
Subtotal Street Sweeping Supplies and Services	*548,906*	*543,658*	*545,661*	*512,610*	*562,515*	*557,062*	*587,000*	*620,000*	*653,000*	*687,000*	*721,000*	*743,000*	*766,000*	*789,000*	*812,000*	*836,000*
Administrative																
534 91-11 Adm Exp-Public Works	23,637	28,076	27,159	25,574	24,547	26,539	27,000	28,000	29,000	30,000	31,000	32,000	33,000	34,000	35,000	36,000
534 91-9 Adm Exp-Finance	20,262	19,816	25,022	21,930	24,415	26,425	27,000	28,000	29,000	30,000	31,000	32,000	33,000	34,000	35,000	36,000
534 91-1 Adm Exp-City Manager	8,390	4,343	7,014	7,692	9,182	10,582	11,000	11,000	11,000	11,000	11,000	11,000	11,000	11,000	11,000	11,000
534 91-3 Adm Exp-City Clerk	-	7,466	4,387	3,939	3,753	3,888	4,000	4,000	4,000	4,000	4,000	4,000	4,000	4,000	4,000	4,000
534 91-10 Adm Exp-Purchasing	2,789	2,529	2,974	2,924	2,970	2,829	3,000	3,000	3,000	3,000	3,000	3,000	3,000	3,000	3,000	3,000
534 91-16 Adm Exp-City Council	1,929	1,948	2,807	2,450	2,517	2,554	3,000	3,000	3,000	3,000	3,000	3,000	3,000	3,000	3,000	3,000
534 91-2 Adm Exp-City Attorney	2,644	2,120	1,524	1,518	2,441	2,241	2,000	2,000	2,000	2,000	2,000	2,000	2,000	2,000	2,000	2,000
Subtotal Street Sweeping Administrative	*59,651*	*66,298*	*70,887*	*66,027*	*69,825*	*75,058*	*77,000*	*79,000*	*81,000*	*83,000*	*85,000*	*87,000*	*89,000*	*91,000*	*93,000*	*95,000*
Interdeptmental																
535 92-22 Interdept DSC-Streets	123,945	89,717	77,505	103,327	119,730	149,726	154,000	159,000	164,000	169,000	174,000	179,000	184,000	190,000	196,000	202,000
535 92-29 Interdept DSC-Pub Works	6,090	6,245	28,262	28,282	22,879	23,840	25,000	26,000	27,000	28,000	29,000	30,000	31,000	32,000	33,000	34,000
535 92-58 Interdept DSC-Refuse	5,036	1,951	11,335	4,889	5,867	-	-	-	-	-	-	-	-	-	-	-
535 92-1 Interdept DSC-General Fnd	13,752	1,121	3,092	907	2,168	967	1,000	1,000	1,000	1,000	1,000	1,000	1,000	1,000	1,000	1,000
535 92-48 Interdept DSC-CFD Parks	2,804	6,182	-	-	900	247	-	-	-	-	-	-	-	-	-	-
535 92-72 Interdept DSC-Supprt Sr	192	192	247	296	247	-	-	-	-	-	-	-	-	-	-	-
535 92-21 Interdept DSC-Street Tree	12,397	-	-	-	-	-	-	-	-	-	-	-	-	-	-	-
535 92-53 Interdept DSC-Wastewater	24,070	13,999	6,478	13,433	-	-	-	-	-	-	-	-	-	-	-	-
Subtotal Street Sweeping Interdepartmental	*188,286*	*119,407*	*126,919*	*151,134*	*151,791*	*174,780*	*180,000*	*186,000*	*192,000*	*198,000*	*204,000*	*210,000*	*216,000*	*223,000*	*230,000*	*237,000*
Total Operating Expenses Street Sweeping	**1,364,448**	**1,304,014**	**1,279,231**	**1,366,380**	**1,442,453**	**1,394,984**	**1,466,000**	**1,543,000**	**1,620,000**	**1,701,000**	**1,782,000**	**1,839,000**	**1,899,000**	**1,960,000**	**2,021,000**	**2,086,000**

City of Merced

10-Year Financial Plan and 5-Year Rate Model (with Litter Abatement Program)

Income and Expense Detail	Actual					Budgeted	Forecast									
	2013 - 2014	2014 - 2015	2015 - 2016	2016 - 2017	2017 - 2018	2018 - 2019	2019 - 2020	2020 - 2021	2021 - 2022	2022 - 2023	2023 - 2024	2024 - 2025	2025 - 2026	2026 - 2027	2027 - 2028	2028 - 2029
Fund 558 - Street Trees																
Personnel Services																
531 1-0 Regular Salaries	-	270,612	304,436	307,201	355,626	434,711	459,000	485,000	510,000	537,000	563,000	580,000	597,000	615,000	633,000	652,000
531 10-33 Core Allowance	-	83,056	101,809	100,830	125,629	139,302	148,000	157,000	166,000	175,000	184,000	190,000	197,000	204,000	211,000	218,000
531 10-12 Workers Compensation	-	42,962	30,062	37,066	46,846	14,940	16,000	17,000	18,000	19,000	20,000	21,000	22,000	23,000	24,000	25,000
531 10-73 Retirement UAL Misc	-	-	-	-	42,163	52,833	58,000	64,000	70,000	77,000	84,000	90,000	97,000	104,000	112,000	120,000
531 4-1 Regular Overtime	-	26,234	27,583	35,824	32,354	31,210	33,000	35,000	37,000	39,000	41,000	42,000	43,000	44,000	45,000	46,000
531 10-6 Social Security-OASDI	-	18,404	20,713	21,747	25,447	30,744	32,000	34,000	36,000	38,000	40,000	41,000	42,000	43,000	44,000	45,000
531 10-5 Retirement PERS Classic	-	63,346	71,234	50,920	22,457	23,755	25,000	26,000	27,000	28,000	29,000	30,000	31,000	32,000	33,000	34,000
531 10-17 Stand By Pay	-	3,840	3,439	8,827	20,904	28,985	31,000	33,000	35,000	37,000	39,000	40,000	41,000	42,000	43,000	44,000
531 10-20 Earned Benefit	-	1,399	5,775	4,263	9,018	4,786	5,000	5,000	5,000	5,000	5,000	5,000	5,000	5,000	5,000	5,000
531 10-7 Social Security-Medicare	-	4,304	4,844	5,086	5,951	7,190	8,000	8,000	8,000	8,000	8,000	8,000	8,000	8,000	8,000	8,000
531 10-10 Retirement-PERS New Membr	-	48	6,603	4,510	5,256	11,043	12,000	13,000	14,000	15,000	16,000	16,000	16,000	16,000	16,000	16,000
531 10-35 Post Employment Benefits	-	6,105	6,415	4,471	4,963	5,572	6,000	7,000	8,000	9,000	10,000	11,000	12,000	13,000	14,000	15,000
531 4-4 Call Back Time Worked	-	2,734	2,775	4,444	4,051	5,367	6,000	6,000	6,000	6,000	6,000	6,000	6,000	6,000	6,000	6,000
531 10-23 Uniform Cleaning	-	779	1,160	947	1,654	1,963	2,000	2,000	2,000	2,000	2,000	2,000	2,000	2,000	2,000	2,000
531 10-21 Bilingual Pay Program	-	299	302	301	300	360	-	-	-	-	-	-	-	-	-	-
531 10-75 Ret-EE Share PERS Classic	-	-	-	22,007	-	-	-	-	-	-	-	-	-	-	-	-
531 10-77 Ret-EE Share PERS NewMemb	-	-	-	1,569	-	-	-	-	-	-	-	-	-	-	-	-
Subtotal Street Trees Personnel Services	-	*524,122*	*587,150*	*610,013*	*702,619*	*792,761*	*841,000*	*892,000*	*942,000*	*995,000*	*1,047,000*	*1,082,000*	*1,119,000*	*1,157,000*	*1,196,000*	*1,236,000*
Supplies and Services																
532 23-0 Vehicle Operations/Maint	-	81,537	117,449	49,477	92,586	131,601	139,000	147,000	155,000	163,000	171,000	176,000	181,000	186,000	192,000	198,000
532 25-0 Maintenance Matls & Svcs	-	19,754	22,237	26,176	50,504	41,663	44,000	46,000	48,000	50,000	52,000	54,000	56,000	58,000	60,000	62,000
532 38-0 Support Services	-	16,723	20,565	22,234	27,720	29,316	31,000	33,000	35,000	37,000	39,000	40,000	41,000	42,000	43,000	44,000
532 30-1 Dept Share of Insurance	-	6,437	10,415	12,918	15,726	14,285	15,000	16,000	17,000	18,000	19,000	20,000	21,000	22,000	23,000	24,000
532 45-0 Facilities Maint Charge	-	231	674	4,924	5,930	5,844	6,000	6,000	6,000	6,000	6,000	6,000	6,000	6,000	6,000	6,000
532 12-0 Telephone	-	1,061	1,166	1,359	3,133	2,628	3,000	3,000	3,000	3,000	3,000	3,000	3,000	3,000	3,000	3,000
532 28-0 Safety Supplies	-	2,312	3,343	887	2,054	3,940	4,000	4,000	4,000	4,000	4,000	4,000	4,000	4,000	4,000	4,000
532 11-0 Utilities	-	2,702	1,280	2,131	1,580	2,167	2,000	2,000	2,000	2,000	2,000	2,000	2,000	2,000	2,000	2,000
532 18-0 Travel and Meetings	-	837	1,760	1,018	1,166	1,359	1,000	1,000	1,000	1,000	1,000	1,000	1,000	1,000	1,000	1,000
539 28-0 Safety Supplies	-	-	-	-	841	-	-	-	-	-	-	-	-	-	-	-
532 24-0 Memberships, Subscription	-	333	488	495	620	2,337	2,000	2,000	2,000	2,000	2,000	2,000	2,000	2,000	2,000	2,000
532 20-0 Training Expense	-	735	1,525	288	550	832	1,000	1,000	1,000	1,000	1,000	1,000	1,000	1,000	1,000	1,000
532 21-0 Rents/Leases	-	1,429	520	520	520	720	1,000	1,000	1,000	1,000	1,000	1,000	1,000	1,000	1,000	1,000
532 46-0 Computer Replacement Chrg	-	-	-	1,758	319	319	-	-	-	-	-	-	-	-	-	-
532 17-0 Professional Services	-	322	173	385	90	3,198	3,000	3,000	3,000	3,000	3,000	3,000	3,000	3,000	3,000	3,000
532 13-0 Postage	-	-	-	-	1	30	-	-	-	-	-	-	-	-	-	-
532 26-0 Other Equipment O & M	-	57	294	258	-	418	-	-	-	-	-	-	-	-	-	-
539 21-0 Rents/Leases	-	-	27	-	-	-	-	-	-	-	-	-	-	-	-	-
539 25-0 Maintenance Matls & Svcs	-	816	-	1,170	-	-	-	-	-	-	-	-	-	-	-	-
539 27-0 Small Tools	-	2,138	-	-	-	-	-	-	-	-	-	-	-	-	-	-
Subtotal Street Trees Supplies and Services	-	*137,424*	*181,916*	*125,998*	*203,340*	*240,657*	*252,000*	*265,000*	*278,000*	*291,000*	*304,000*	*313,000*	*322,000*	*331,000*	*341,000*	*351,000*
Administrative																
534 91-11 Adm Exp-Public Works	-	20,142	22,259	20,949	25,983	29,890	31,000	32,000	33,000	34,000	35,000	36,000	37,000	38,000	39,000	40,000
534 91-9 Adm Exp-Finance	-	15,160	17,929	17,953	24,080	28,337	29,000	30,000	31,000	32,000	33,000	34,000	35,000	36,000	37,000	38,000
534 91-1 Adm Exp-City Manager	-	3,323	5,026	6,297	9,056	11,348	12,000	12,000	12,000	12,000	12,000	12,000	12,000	12,000	12,000	12,000
534 91-3 Adm Exp-City Clerk	-	6,560	3,144	3,225	3,702	4,169	4,000	4,000	4,000	4,000	4,000	4,000	4,000	4,000	4,000	4,000
534 91-10 Adm Exp-Purchasing	-	1,935	2,131	2,393	2,929	3,033	3,000	3,000	3,000	3,000	3,000	3,000	3,000	3,000	3,000	3,000
534 91-16 Adm Exp-City Council	-	1,490	2,011	2,005	2,483	2,739	3,000	3,000	3,000	3,000	3,000	3,000	3,000	3,000	3,000	3,000
534 91-2 Adm Exp-City Attorney	-	1,594	1,092	1,242	2,408	2,403	2,000	2,000	2,000	2,000	2,000	2,000	2,000	2,000	2,000	2,000
Subtotal Street Trees Administrative	-	*50,204*	*53,592*	*54,064*	*70,641*	*81,919*	*84,000*	*86,000*	*88,000*	*90,000*	*92,000*	*94,000*	*96,000*	*98,000*	*100,000*	*102,000*
Interdeptmental																
535 92-29 Interdept DSC-Pub Works	-	44,186	49,675	48,750	50,716	53,868	55,000	56,000	57,000	58,000	59,000	60,000	62,000	64,000	66,000	68,000
535 92-72 Interdept DSC-Supprt Sr	-	192	346	197	247	296	-	-	-	-	-	-	-	-	-	-
Subtotal Street Trees Interdepartmental	-	*44,378*	*50,021*	*48,947*	*50,963*	*54,164*	*55,000*	*56,000*	*57,000*	*58,000*	*59,000*	*60,000*	*62,000*	*64,000*	*66,000*	*68,000*
Total Operating Expenses Street Trees	**-**	**756,128**	**872,679**	**839,022**	**1,027,563**	**1,169,501**	**1,232,000**	**1,299,000**	**1,365,000**	**1,434,000**	**1,502,000**	**1,549,000**	**1,599,000**	**1,650,000**	**1,703,000**	**1,757,000**
Fund 558 - Finance																
Other																
958 93-53 Trsf-Wastewater Sys (553)	-	-	-	-	-	276,143										
958 93-57 Trsf-Water System Fu(557)	-	117,782	92,977	269,010	39,000	-										
908 93-21 Trsf-Street/Subd Tre(021)	640,008	-	-	-	-	-										
Other - one time expense	-	-	-	-	-	-										
968 93-72 Trsf-Support Service(672)	-	26,614	-	-	-	149,596										
968 93-74 Trsf-Fleet Replaceme(674)	-	15,108	-	-	-	-										
Subtotal Other Finance Expenses	*640,008*	*159,504*	*92,977*	*269,010*	*39,000*	*425,739*										
Total Operating Expenses Finance	**640,008**	**159,504**	**92,977**	**269,010**	**39,000**	**425,739**	-	-	-	-	-	-	-	-	-	-
Fund 558 - New Operating Expenses																
New Operating Expenses																
Public Works Corporate Yard Phases I and II								219,270	500,000	1,000,000	1,789,056					
Public Works Corporate Yard Phase III (20 Year Amortization)												589,537	589,537	589,537	589,537	589,537
Container Maintenance Shed							40,000									
Fleet Mind / ERP Finance System							576,795	179,195	179,195	2,400	2,400	2,400	2,400	2,400	2,400	2,400
New Trucks (CARB compliance)							856,000	890,240	925,850	1,757,038	1,238,880					
New Vehicle Replacements							22,204	153,981	291,029	551,114	734,498	734,498	734,498	734,498	734,498	734,498

City of Merced
10-Year Financial Plan and 5-Year Rate Model (with Litter Abatement Program)

Income and Expense Detail	Actual 2013 - 2014	Actual 2014 - 2015	Actual 2015 - 2016	Actual 2016 - 2017	Actual 2017 - 2018	Budgeted 2018 - 2019	Forecast 2019 - 2020	Forecast 2020 - 2021	Forecast 2021 - 2022	Forecast 2022 - 2023	Forecast 2023 - 2024	Forecast 2024 - 2025	Forecast 2025 - 2026	Forecast 2026 - 2027	Forecast 2027 - 2028	Forecast 2028 - 2029
New Employees							66,000	136,000	210,000	288,000	445,000	458,000	472,000	486,000	501,000	516,000
Container Replacement							9,000	9,000	9,000	9,000	9,000	9,000	9,000	9,000	9,000	9,000
Litter Abatement Program								400,000	416,000	433,000	450,000	468,000	487,000	506,000	526,000	547,000
Subtotal New Operating Expenses	-	-	-	-	-	-	*1,569,999*	*1,987,687*	*2,531,074*	*4,040,551*	*4,668,835*	*2,261,435*	*2,294,435*	*2,327,435*	*2,362,435*	*2,398,435*
Total New Operating Expenses	-	-	-	-	-	-	**1,569,999**	**1,987,687**	**2,531,074**	**4,040,551**	**4,668,835**	**2,261,435**	**2,294,435**	**2,327,435**	**2,362,435**	**2,398,435**
Total Operating Expenses Fund 558	**12,382,245**	**12,004,571**	**12,582,254**	**12,561,099**	**13,579,469**	**16,201,703**	**16,903,999**	**18,575,687**	**20,007,074**	**22,448,551**	**24,014,835**	**22,262,435**	**22,981,435**	**23,719,435**	**24,483,435**	**25,272,435**
Percent Change (2016/17 - 2018/19)						**22.5%**										
Fund 562																
Refuse Capital Equipment																
Machinery/Equip																
533 43-0 Machinery/Equipment	-	-	-	304,524	93,685	118,035	192,598	202,734	182,461	182,461	162,188	167,000	172,000	177,000	182,000	187,000
Total Operating Expenses Refuse Capital Equipment	**-**	**-**	**-**	**304,524**	**93,685**	**118,035**	**192,598**	**202,734**	**182,461**	**182,461**	**162,188**	**167,000**	**172,000**	**177,000**	**182,000**	**187,000**
Total Operating Expenses Fund 562	**-**	**-**	**-**	**304,524**	**93,685**	**118,035**	**192,598**	**202,734**	**182,461**	**182,461**	**162,188**	**167,000**	**172,000**	**177,000**	**182,000**	**187,000**
Fund 674																
Vehicle Replacement Fund																
Vehicle Replacement						921,000	1,581,000	1,783,000	1,726,000	347,000	1,110,000	1,671,000	979,000	836,000	1,316,000	2,604,000
Total Vehicle Replacement Fund Expenses						**921,000**	**1,581,000**	**1,783,000**	**1,726,000**	**347,000**	**1,110,000**	**1,671,000**	**979,000**	**836,000**	**1,316,000**	**2,604,000**
Total Operating Expenses Fund 674						**921,000**	**1,581,000**	**1,783,000**	**1,726,000**	**347,000**	**1,110,000**	**1,671,000**	**979,000**	**836,000**	**1,316,000**	**2,604,000**
Total Operating Expenses (Funds 558, 562, 674)	**12,382,245**	**12,004,571**	**12,582,254**	**12,865,623**	**13,673,154**	**17,240,738**	**18,677,597**	**20,561,421**	**21,915,535**	**22,978,012**	**25,287,022**	**24,100,435**	**24,132,435**	**24,732,435**	**25,981,435**	**28,063,435**
Fund 558 Income less Operating Expenses	**(255,810)**	**285,570**	**132,217**	**721,328**	**174,138**	**(2,207,403)**	**(2,520,999)**	**(3,841,687)**	**(4,958,074)**	**(7,084,551)**	**(8,370,835)**	**(6,618,435)**	**(7,337,435)**	**(8,075,435)**	**(8,839,435)**	**(9,628,435)**
Fund 562 Income less Operating Expenses	**29,799**	**41,429**	**57,817**	**(214,216)**	**79,084**	**81,410**	**81,590**	**85,306**	**77,875**	**77,875**	**70,444**	**(69,000)**	**(74,000)**	**(79,000)**	**(84,000)**	**(89,000)**
Fund 674 Income less Operating Expenses	**837,770**	**857,449**	**795,436**	**900,538**	**910,301**	**141,744**	**(437,796)**	**(445,019)**	**(187,971)**	**1,516,114**	**1,000,498**	**479,498**	**1,214,498**	**1,401,498**	**966,498**	**(275,502)**
Ending Fund Balance																
Ending Fund Balance - Fund 558	**6,020,954**	**6,306,524**	**6,438,741**	**7,160,069**	**7,334,207**	**5,126,597**	**2,606,001**	**(1,235,687)**	**(6,194,074)**	**(13,278,551)**	**(21,649,835)**	**(28,268,435)**	**(35,605,435)**	**(43,680,435)**	**(52,519,435)**	**(62,147,435)**
Ending Fund Balance - Fund 562	**243,884**	**285,313**	**343,130**	**128,914**	**207,998**	**289,410**	**370,590**	**456,306**	**533,875**	**611,875**	**682,444**	**613,000**	**539,000**	**460,000**	**376,000**	**287,000**
Ending Fund Balance - Fund 674	**1,132,186**	**1,989,635**	**2,785,071**	**3,685,609**	**4,595,910**	**4,737,744**	**4,300,204**	**3,854,981**	**3,667,029**	**5,183,114**	**6,183,498**	**6,662,498**	**7,876,498**	**9,277,498**	**10,243,498**	**9,967,498**
Fund 558 Balance as Percent of Operating Expense	49%	53%	51%	57%	54%	32%	15%	-7%	-31%	-59%	-90%	-127%	-155%	-184%	-215%	-246%

City of Merced
Scenario 1
10-Year Financial Plan Summary

Income and Expense Detail				Actual					Budgeted	Forecast									
				2013 - 2014	2014 - 2015	2015 - 2016	2016 - 2017	2017 - 2018	2018 - 2019	2019 - 2020	2020 - 2021	2021 - 2022	2022 - 2023	2023 - 2024	2024 - 2025	2025 - 2026	2026 - 2027	2027 - 2028	2028 - 2029
Beginning Fund 558 Balance				6,276,764	6,020,954	$ 6,306,524	$ 6,438,741	$ 7,160,069	$ 7,334,000	$ 5,127,000	$ 2,606,000	$ 3,363,000	$ 4,258,000	$ 4,194,000	$ 3,868,000	$ 5,313,000	$ 6,058,000	$ 6,084,000	$ 5,366,000
Beginning Fund 562 Balance				214,085	243,884	285,313	343,130	128,914	208,000	289,000	371,000	456,000	534,000	612,000	682,000	613,000	539,000	460,000	376,000
Beginning Fund 674 Balance				294,416	1,132,186	1,989,635	2,785,071	3,685,609	4,596,000	4,738,000	4,300,000	3,855,000	3,667,000	5,183,000	6,183,000	6,662,000	7,876,000	9,277,000	10,243,000
Fund 558 Ending Fund Balance as % of Operating Expenses				*49%*	*53%*	*51%*	*57%*	*54%*	*32%*	*15%*	*19%*	*22%*	*19%*	*16%*	*24%*	*27%*	*26%*	*22%*	*16%*
Recommended Annual Residential Service Charge Adjustment (Effective January 1 of each FY)										0.00%	29.00%	6.00%	5.00%	4.00%	0.00%	0.00%	0.00%	0.00%	0.00%
Recommended Annual Commercial Service Charge Adjustment (Effective January 1 of each FY)										0.00%	29.00%	6.00%	5.00%	4.00%	0.00%	0.00%	0.00%	0.00%	0.00%
Income	Fund 558		Service Charges	11,685,601	11,914,252	12,326,087	12,856,164	13,409,066	13,743,714	14,130,000	18,680,000	20,233,000	21,699,000	22,986,000	22,986,000	22,986,000	22,986,000	22,986,000	22,986,000
			Other Revenues	440,834	375,889	388,384	426,263	344,541	250,587	253,000	253,000	253,000	253,000	253,000	253,000	253,000	253,000	253,000	253,000
			Total Income Fund 558	**12,126,435**	**12,290,141**	**12,714,471**	**13,282,427**	**13,753,607**	**13,994,301**	**14,383,000**	**18,933,000**	**20,486,000**	**21,952,000**	**23,239,000**	**23,239,000**	**23,239,000**	**23,239,000**	**23,239,000**	**23,239,000**
	Fund 562		Building Permit Surcharge	11,605	32,481	49,416	78,870	161,986	191,905	263,188	277,040	249,336	249,336	221,632	87,000	87,000	87,000	87,000	87,000
			Other	18,194	8,948	8,401	11,438	10,783	7,540	11,000	11,000	11,000	11,000	11,000	11,000	11,000	11,000	11,000	11,000
			Total Income Fund 562	**29,799**	**41,429**	**57,817**	**90,308**	**172,769**	**199,445**	**274,188**	**288,040**	**260,336**	**260,336**	**232,632**	**98,000**	**98,000**	**98,000**	**98,000**	**98,000**
	Fund 674		Vehicle Replacement Fund	837,770	857,449	795,436	900,538	910,301	1,062,744	1,143,204	1,337,981	1,538,029	1,863,114	2,110,498	2,150,498	2,193,498	2,237,498	2,282,498	2,328,498
			Total Income Fund 674	**837,770**	**857,449**	**795,436**	**900,538**	**910,301**	**1,062,744**	**1,143,204**	**1,337,981**	**1,538,029**	**1,863,114**	**2,110,498**	**2,150,498**	**2,193,498**	**2,237,498**	**2,282,498**	**2,328,498**
Expenses	Fund 558	Refuse	Subtotal Refuse Personnel Services	2,472,065	2,490,078	2,583,144	2,635,558	2,924,376	3,196,892	3,421,000	3,624,000	3,829,000	4,044,000	4,261,000	4,409,000	4,563,000	4,723,000	4,890,000	5,062,000
			532 25-0 Tipping Fees	2,118,712	2,187,013	2,438,687	2,523,412	2,508,593	2,759,452	2,939,000	3,132,000	3,328,000	3,535,000	3,745,000	3,895,000	4,051,000	4,213,000	4,382,000	4,557,000
			532 23-0 Vehicle Operations/Maint	1,110,191	1,101,413	1,138,477	1,019,086	1,097,721	1,231,957	1,300,000	1,372,000	1,444,000	1,519,000	1,594,000	1,642,000	1,691,000	1,742,000	1,794,000	1,848,000
			532 32-0 Vehicle Replacement Fee	531,217	538,293	477,965	511,941	515,420	600,682	634,000	669,000	704,000	741,000	777,000	800,000	824,000	849,000	874,000	900,000
			All Other Refuse Supplies and Services	644,209	713,179	686,543	658,762	680,229	769,154	812,000	857,000	902,000	948,000	994,000	1,022,000	1,052,000	1,082,000	1,113,000	1,144,000
			Subtotal Refuse Administrative	339,791	382,820	384,619	410,473	478,557	542,906	559,000	576,000	594,000	614,000	634,000	654,000	674,000	694,000	716,000	738,000
			Subtotal Refuse Capital Improvement Projects	153,268	39,963	388,799	-	-	1,264,913	-	-	-	-	-	-	-	-	-	-
			Subtotal Refuse Machinery/Equip	49,060	-	17,069	-	409,491	136,160	144,000	152,000	160,000	168,000	176,000	181,000	186,000	192,000	198,000	204,000
			Subtotal Refuse Interdepartmental	661,995	697,119	703,493	689,722	705,492	733,942	756,000	778,000	802,000	826,000	851,000	876,000	903,000	930,000	957,000	985,000
			Total Operating Expenses Refuse	**8,080,508**	**8,149,878**	**8,818,796**	**8,448,954**	**9,319,879**	**11,236,058**	**10,565,000**	**11,160,000**	**11,763,000**	**12,395,000**	**13,032,000**	**13,479,000**	**13,944,000**	**14,425,000**	**14,924,000**	**15,438,000**
		Fund 558 - Recycling	Subtotal Recycling Personnel Services	387,347	395,976	396,057	413,192	445,118	451,286	478,000	505,000	532,000	561,000	590,000	611,000	633,000	655,000	677,000	700,000
			532 25-0 Tipping Fees	60,000	58,793	54,335	45,681	34,422	37,864	40,000	441,000	469,000	498,000	528,000	549,000	571,000	594,000	618,000	643,000
			532 23-0 Vehicle Operations/Maint	191,109	157,062	121,671	157,790	195,853	179,965	190,000	201,000	212,000	223,000	234,000	241,000	248,000	255,000	263,000	271,000
			532 32-0 Vehicle Replacement Fee	51,009	82,564	113,700	123,284	123,284	132,793	140,000	148,000	156,000	164,000	172,000	177,000	182,000	187,000	193,000	199,000
			All Other Recycling Supplies and Services	65,892	81,954	92,616	98,813	94,167	141,057	147,000	156,000	165,000	174,000	183,000	188,000	193,000	198,000	203,000	208,000
			Subtotal Recycling Administrative	52,220	59,985	52,340	54,594	60,819	65,920	68,000	70,000	72,000	74,000	76,000	78,000	80,000	82,000	84,000	86,000
			Subtotal Recycling Machinery/Equip	15,462	10,214	6,941	13,642	27,684	24,290	26,000	27,000	28,000	29,000	30,000	31,000	32,000	33,000	34,000	35,000
			Subtotal Recycling Interdepartmental	65,243	65,798	29,611	30,001	30,729	30,786	32,000	33,000	34,000	35,000	36,000	37,000	38,000	39,000	40,000	41,000
			Total Operating Expenses Recycling	**888,282**	**912,346**	**867,271**	**936,997**	**1,012,075**	**1,063,961**	**1,121,000**	**1,581,000**	**1,668,000**	**1,758,000**	**1,849,000**	**1,912,000**	**1,977,000**	**2,043,000**	**2,112,000**	**2,183,000**
		Fund 558 - Green Waste	Subtotal Green Waste Personnel Services	280,951	305,937	270,207	310,295	313,783	348,399	370,000	392,000	414,000	438,000	462,000	478,000	496,000	514,000	532,000	551,000
			532 25-0 Tipping Fees	70,061	61,638	63,243	70,766	69,010	75,911	83,000	91,000	99,000	108,000	118,000	126,000	135,000	144,000	154,000	165,000
			532 23-0 Vehicle Operations/Maint	196,166	156,597	169,822	141,215	164,077	141,518	149,000	157,000	165,000	174,000	183,000	188,000	194,000	200,000	206,000	212,000
			532 32-0 Vehicle Replacement Fee	74,801	70,527	50,432	79,441	79,441	114,567	121,000	128,000	135,000	142,000	149,000	153,000	158,000	163,000	168,000	173,000
			All Other Green Waste Supplies and Services	39,349	47,879	40,448	40,307	48,749	135,055	143,000	150,000	157,000	165,000	173,000	178,000	183,000	188,000	193,000	198,000
			Subtotal Green Waste Administrative	44,107	49,839	44,386	45,408	50,132	55,397	57,000	59,000	61,000	63,000	65,000	67,000	69,000	71,000	73,000	75,000
			Subtotal Green Waste Machinery/Equip	-	-	-	-	-	14,250	-	-	-	-	-	-	-	-	-	-
			Subtotal Green Waste Interdepartmental	30,140	30,284	12,762	13,304	13,307	26,364	27,000	28,000	29,000	30,000	31,000	32,000	33,000	34,000	35,000	36,000
			Total Operating Expenses Green Waste	**735,575**	**722,701**	**651,300**	**700,736**	**738,499**	**911,461**	**950,000**	**1,005,000**	**1,060,000**	**1,120,000**	**1,181,000**	**1,222,000**	**1,268,000**	**1,314,000**	**1,361,000**	**1,410,000**
		Storm Drain	**Total Operating Expenses Storm Drains**	**673,424**	-	-	-	-	-	-	-	-	-	-	-	-	-	-	-
		Street Sweeping	**Total Operating Expenses Street Sweeping**	**1,364,448**	**1,304,014**	**1,279,231**	**1,366,380**	**1,442,453**	**1,394,984**	**1,466,000**	**1,543,000**	**1,620,000**	**1,701,000**	**1,782,000**	**1,839,000**	**1,899,000**	**1,960,000**	**2,021,000**	**2,086,000**
		Street Trees	**Total Operating Expenses Street Trees**	-	**756,128**	**872,679**	**839,022**	**1,027,563**	**1,169,501**	**1,232,000**	**1,299,000**	**1,365,000**	**1,434,000**	**1,502,000**	**1,549,000**	**1,599,000**	**1,650,000**	**1,703,000**	**1,757,000**
		Finance	**Total Operating Expenses Finance**	**640,008**	**159,504**	**92,977**	**269,010**	**39,000**	**425,739**	-	-	-	-	-	-	-	-	-	-
		Fund 558 - New Operating Expenses	Public Works Corporate Yard Phases I and II							-	219,270	500,000	1,000,000	1,789,056	-	-	-	-	-
			Public Works Corporate Yard Phase III (20 Year Amortization)							-	-	-	-	-	589,537	589,537	589,537	589,537	589,537
			Container Maintenance Shed							40,000	-	-	-	-	-	-	-	-	-
			Fleet Mind / ERP Finance System							576,795	179,195	179,195	2,400	2,400	2,400	2,400	2,400	2,400	2,400
			New Trucks (CARB compliance)							856,000	890,240	925,850	1,757,038	1,238,880	-	-	-	-	-
			New Vehicle Replacements							22,204	153,981	291,029	551,114	734,498	734,498	734,498	734,498	734,498	734,498
			New Employees							66,000	136,000	210,000	288,000	445,000	458,000	472,000	486,000	501,000	516,000
			Container Replacement							9,000	9,000	9,000	9,000	9,000	9,000	9,000	9,000	9,000	9,000
		New Operating Expenses	**Total New Operating Expenses**	-	-	-	-	-	-	**1,569,999**	**1,587,687**	**2,115,074**	**3,607,551**	**4,218,835**	**1,793,435**	**1,807,435**	**1,821,435**	**1,836,435**	**1,851,435**
		Total Operating Expenses Fund 558		**12,382,245**	**12,004,571**	**12,582,254**	**12,561,099**	**13,579,469**	**16,201,703**	**16,903,999**	**18,175,687**	**19,591,074**	**22,015,551**	**23,564,835**	**21,794,435**	**22,494,435**	**23,213,435**	**23,957,435**	**24,725,435**
	Fund 562	**Total Operating Expenses Fund 562**		-	-	-	**304,524**	**93,685**	**118,035**	**192,598**	**202,734**	**182,461**	**182,461**	**162,188**	**167,000**	**172,000**	**177,000**	**182,000**	**187,000**
	Fund 674	**Total Operating Expenses Fund 674**		-	-	-	-	-	**921,000**	**1,581,000**	**1,783,000**	**1,726,000**	**347,000**	**1,110,000**	**1,671,000**	**979,000**	**836,000**	**1,316,000**	**2,604,000**
Fund 558 Income less Operating Expenses				**(255,810)**	**285,570**	**132,217**	**721,328**	**174,138**	**(2,207,403)**	**(2,520,999)**	**757,313**	**894,926**	**(63,551)**	**(325,835)**	**1,444,565**	**744,565**	**25,565**	**(718,435)**	**(1,486,435)**
Fund 562 Income less Operating Expenses				**29,799**	**41,429**	**57,817**	**(214,216)**	**79,084**	**81,410**	**81,590**	**85,306**	**77,875**	**77,875**	**70,444**	**(69,000)**	**(74,000)**	**(79,000)**	**(84,000)**	**(89,000)**
Fund 674 Income less Operating Expenses				**837,770**	**857,449**	**795,436**	**900,538**	**910,301**	**141,744**	**(437,796)**	**(445,019)**	**(187,971)**	**1,516,114**	**1,000,498**	**479,498**	**1,214,498**	**1,401,498**	**966,498**	**(275,502)**

City of Merced
Scenario 2
10-Year Financial Plan Summary

Income and Expense Detail				Actual					Budgeted	Forecast									
				2013 - 2014	2014 - 2015	2015 - 2016	2016 - 2017	2017 - 2018	2018 - 2019	2019 - 2020	2020 - 2021	2021 - 2022	2022 - 2023	2023 - 2024	2024 - 2025	2025 - 2026	2026 - 2027	2027 - 2028	2028 - 2029
Beginning Fund 558 Balance				6,276,764	6,020,954	$ 6,306,524	$ 6,438,741	$ 7,160,069	$ 7,334,000	$ 5,127,000	$ 2,606,000	$ 974,000	$ 362,000	$ 115,000	$ 472,000	$ 2,600,000	$ 4,028,000	$ 4,737,000	$ 4,702,000
Beginning Fund 562 Balance				214,085	243,884	285,313	343,130	128,914	208,000	289,000	371,000	456,000	534,000	612,000	682,000	613,000	539,000	460,000	376,000
Beginning Fund 674 Balance				294,416	1,132,186	1,989,635	2,785,071	3,685,609	4,596,000	4,738,000	4,300,000	3,855,000	3,667,000	5,183,000	6,183,000	6,662,000	7,876,000	9,277,000	10,243,000
Fund 558 Ending Fund Balance as % of Operating Expenses				*49%*	*53%*	*51%*	*57%*	*54%*	*32%*	*15%*	*5%*	*2%*	*1%*	*2%*	*12%*	*18%*	*20%*	*20%*	*16%*
Recommended Annual Residential Service Charge Adjustment (Effective January 1 of each FY)										0.00%	12.50%	12.50%	12.50%	8.00%	0.00%	0.00%	0.00%	0.00%	0.00%
Recommended Annual Commercial Service Charge Adjustment (Effective January 1 of each FY)										0.00%	12.50%	12.50%	12.50%	8.00%	0.00%	0.00%	0.00%	0.00%	0.00%
Income	Fund 558		Service Charges	11,685,601	11,914,252	12,326,087	12,856,164	13,409,066	13,743,714	14,130,000	16,291,000	18,726,000	21,516,000	23,669,000	23,669,000	23,669,000	23,669,000	23,669,000	23,669,000
			Other Revenues	440,834	375,889	388,384	426,263	344,541	250,587	253,000	253,000	253,000	253,000	253,000	253,000	253,000	253,000	253,000	253,000
			Total Income Fund 558	**12,126,435**	**12,290,141**	**12,714,471**	**13,282,427**	**13,753,607**	**13,994,301**	**14,383,000**	**16,544,000**	**18,979,000**	**21,769,000**	**23,922,000**	**23,922,000**	**23,922,000**	**23,922,000**	**23,922,000**	**23,922,000**
	Fund 562		Building Permit Surcharge	11,605	32,481	49,416	78,870	161,986	191,905	263,188	277,040	249,336	249,336	221,632	87,000	87,000	87,000	87,000	87,000
			Other	18,194	8,948	8,401	11,438	10,783	7,540	11,000	11,000	11,000	11,000	11,000	11,000	11,000	11,000	11,000	11,000
			Total Income Fund 562	**29,799**	**41,429**	**57,817**	**90,308**	**172,769**	**199,445**	**274,188**	**288,040**	**260,336**	**260,336**	**232,632**	**98,000**	**98,000**	**98,000**	**98,000**	**98,000**
	Fund 674		Vehicle Replacement Fund	837,770	857,449	795,436	900,538	910,301	1,062,744	1,143,204	1,337,981	1,538,029	1,863,114	2,110,498	2,150,498	2,193,498	2,237,498	2,282,498	2,328,498
			Total Income Fund 674	**837,770**	**857,449**	**795,436**	**900,538**	**910,301**	**1,062,744**	**1,143,204**	**1,337,981**	**1,538,029**	**1,863,114**	**2,110,498**	**2,150,498**	**2,193,498**	**2,237,498**	**2,282,498**	**2,328,498**
Expenses	Fund 558	Refuse	Subtotal Refuse Personnel Services	2,472,065	2,490,078	2,583,144	2,635,558	2,924,376	3,196,892	3,421,000	3,624,000	3,829,000	4,044,000	4,261,000	4,409,000	4,563,000	4,723,000	4,890,000	5,062,000
			532 25-0 Tipping Fees	2,118,712	2,187,013	2,438,687	2,523,412	2,508,593	2,759,452	2,939,000	3,132,000	3,328,000	3,535,000	3,745,000	3,895,000	4,051,000	4,213,000	4,382,000	4,557,000
			532 23-0 Vehicle Operations/Maint	1,110,191	1,101,413	1,138,477	1,019,086	1,097,721	1,231,957	1,300,000	1,372,000	1,444,000	1,519,000	1,594,000	1,642,000	1,691,000	1,742,000	1,794,000	1,848,000
			532 32-0 Vehicle Replacement Fee	531,217	538,293	477,965	511,941	515,420	600,682	634,000	669,000	704,000	741,000	777,000	800,000	824,000	849,000	874,000	900,000
			All Other Refuse Supplies and Services	644,209	713,179	686,543	658,762	680,229	769,154	812,000	857,000	902,000	948,000	994,000	1,022,000	1,052,000	1,082,000	1,113,000	1,144,000
			Subtotal Refuse Administrative	339,791	382,820	384,619	410,473	478,557	542,906	559,000	576,000	594,000	614,000	634,000	654,000	674,000	694,000	716,000	738,000
			Subtotal Refuse Capital Improvement Projects	153,268	39,963	388,799	-	-	1,264,913	-	-	-	-	-	-	-	-	-	-
			Subtotal Refuse Machinery/Equip	49,060	-	17,069	-	409,491	136,160	144,000	152,000	160,000	168,000	176,000	181,000	186,000	192,000	198,000	204,000
			Subtotal Refuse Interdepartmental	661,995	697,119	703,493	689,722	705,492	733,942	756,000	778,000	802,000	826,000	851,000	876,000	903,000	930,000	957,000	985,000
			Total Operating Expenses Refuse	**8,080,508**	**8,149,878**	**8,818,796**	**8,448,954**	**9,319,879**	**11,236,058**	**10,565,000**	**11,160,000**	**11,763,000**	**12,395,000**	**13,032,000**	**13,479,000**	**13,944,000**	**14,425,000**	**14,924,000**	**15,438,000**
		Fund 558 - Recycling	Subtotal Recycling Personnel Services	387,347	395,976	396,057	413,192	445,118	451,286	478,000	505,000	532,000	561,000	590,000	611,000	633,000	655,000	677,000	700,000
			532 25-0 Tipping Fees	60,000	58,793	54,335	45,681	34,422	37,864	40,000	441,000	469,000	498,000	528,000	549,000	571,000	594,000	618,000	643,000
			532 23-0 Vehicle Operations/Maint	191,109	157,062	121,671	157,790	195,853	179,965	190,000	201,000	212,000	223,000	234,000	241,000	248,000	255,000	263,000	271,000
			532 32-0 Vehicle Replacement Fee	51,009	82,564	113,700	123,284	123,284	132,793	140,000	148,000	156,000	164,000	172,000	177,000	182,000	187,000	193,000	199,000
			All Other Recycling Supplies and Services	65,892	81,954	92,616	98,813	94,167	141,057	147,000	156,000	165,000	174,000	183,000	188,000	193,000	198,000	203,000	208,000
			Subtotal Recycling Administrative	52,220	59,985	52,340	54,594	60,819	65,920	68,000	70,000	72,000	74,000	76,000	78,000	80,000	82,000	84,000	86,000
			Subtotal Recycling Machinery/Equip	15,462	10,214	6,941	13,642	27,684	24,290	26,000	27,000	28,000	29,000	30,000	31,000	32,000	33,000	34,000	35,000
			Subtotal Recycling Interdepartmental	65,243	65,798	29,611	30,001	30,729	30,786	32,000	33,000	34,000	35,000	36,000	37,000	38,000	39,000	40,000	41,000
			Total Operating Expenses Recycling	**888,282**	**912,346**	**867,271**	**936,997**	**1,012,075**	**1,063,961**	**1,121,000**	**1,581,000**	**1,668,000**	**1,758,000**	**1,849,000**	**1,912,000**	**1,977,000**	**2,043,000**	**2,112,000**	**2,183,000**
		Fund 558 - Green Waste	Subtotal Green Waste Personnel Services	280,951	305,937	270,207	310,295	313,783	348,399	370,000	392,000	414,000	438,000	462,000	478,000	496,000	514,000	532,000	551,000
			532 25-0 Tipping Fees	70,061	61,638	63,243	70,766	69,010	75,911	83,000	91,000	99,000	108,000	118,000	126,000	135,000	144,000	154,000	165,000
			532 23-0 Vehicle Operations/Maint	196,166	156,597	169,822	141,215	164,077	141,518	149,000	157,000	165,000	174,000	183,000	188,000	194,000	200,000	206,000	212,000
			532 32-0 Vehicle Replacement Fee	74,801	70,527	50,432	79,441	79,441	114,567	121,000	128,000	135,000	142,000	149,000	153,000	158,000	163,000	168,000	173,000
			All Other Green Waste Supplies and Services	39,349	47,879	40,448	40,307	48,749	135,055	143,000	150,000	157,000	165,000	173,000	178,000	183,000	188,000	193,000	198,000
			Subtotal Green Waste Administrative	44,107	49,839	44,386	45,408	50,132	55,397	57,000	59,000	61,000	63,000	65,000	67,000	69,000	71,000	73,000	75,000
			Subtotal Green Waste Machinery/Equip	-	-	-	-	-	14,250	-	-	-	-	-	-	-	-	-	-
			Subtotal Green Waste Interdepartmental	30,140	30,284	12,762	13,304	13,307	26,364	27,000	28,000	29,000	30,000	31,000	32,000	33,000	34,000	35,000	36,000
			Total Operating Expenses Green Waste	**735,575**	**722,701**	**651,300**	**700,736**	**738,499**	**911,461**	**950,000**	**1,005,000**	**1,060,000**	**1,120,000**	**1,181,000**	**1,222,000**	**1,268,000**	**1,314,000**	**1,361,000**	**1,410,000**
		Storm Drain	**Total Operating Expenses Storm Drains**	**673,424**	-	-	-	-	-	-	-	-	-	-	-	-	-	-	-
		Street Sweeping	**Total Operating Expenses Street Sweeping**	**1,364,448**	**1,304,014**	**1,279,231**	**1,366,380**	**1,442,453**	**1,394,984**	**1,466,000**	**1,543,000**	**1,620,000**	**1,701,000**	**1,782,000**	**1,839,000**	**1,899,000**	**1,960,000**	**2,021,000**	**2,086,000**
		Street Trees	**Total Operating Expenses Street Trees**	-	**756,128**	**872,679**	**839,022**	**1,027,563**	**1,169,501**	**1,232,000**	**1,299,000**	**1,365,000**	**1,434,000**	**1,502,000**	**1,549,000**	**1,599,000**	**1,650,000**	**1,703,000**	**1,757,000**
		Finance	**Total Operating Expenses Finance**	**640,008**	**159,504**	**92,977**	**269,010**	**39,000**	**425,739**	-	-	-	-	-	-	-	-	-	-
		Fund 558 - New Operating Expenses	Public Works Corporate Yard Phases I and II							-	219,270	500,000	1,000,000	1,789,056	-	-	-	-	-
			Public Works Corporate Yard Phase III (20 Year Amortization)							-	-	-	-	-	589,537	589,537	589,537	589,537	589,537
			Container Maintenance Shed							40,000	-	-	-	-	-	-	-	-	-
			Fleet Mind / ERP Finance System							576,795	179,195	179,195	2,400	2,400	2,400	2,400	2,400	2,400	2,400
			New Trucks (CARB compliance)							856,000	890,240	925,850	1,757,038	1,238,880	-	-	-	-	-
			New Vehicle Replacements							22,204	153,981	291,029	551,114	734,498	734,498	734,498	734,498	734,498	734,498
			New Employees							66,000	136,000	210,000	288,000	445,000	458,000	472,000	486,000	501,000	516,000
			Container Replacement							9,000	9,000	9,000	9,000	9,000	9,000	9,000	9,000	9,000	9,000
		New Operating Expenses	**Total New Operating Expenses**	-	-	-	-	-	-	**1,569,999**	**1,587,687**	**2,115,074**	**3,607,551**	**4,218,835**	**1,793,435**	**1,807,435**	**1,821,435**	**1,836,435**	**1,851,435**
		Total Operating Expenses Fund 558		**12,382,245**	**12,004,571**	**12,582,254**	**12,561,099**	**13,579,469**	**16,201,703**	**16,903,999**	**18,175,687**	**19,591,074**	**22,015,551**	**23,564,835**	**21,794,435**	**22,494,435**	**23,213,435**	**23,957,435**	**24,725,435**
	Fund 562	**Total Operating Expenses Fund 562**		-	-	-	**304,524**	**93,685**	**118,035**	**192,598**	**202,734**	**182,461**	**182,461**	**162,188**	**167,000**	**172,000**	**177,000**	**182,000**	**187,000**
	Fund 674	**Total Operating Expenses Fund 674**		-	-	-	-	-	**921,000**	**1,581,000**	**1,783,000**	**1,726,000**	**347,000**	**1,110,000**	**1,671,000**	**979,000**	**836,000**	**1,316,000**	**2,604,000**
Fund 558 Income less Operating Expenses				**(255,810)**	**285,570**	**132,217**	**721,328**	**174,138**	**(2,207,403)**	**(2,520,999)**	**(1,631,687)**	**(612,074)**	**(246,551)**	**357,165**	**2,127,565**	**1,427,565**	**708,565**	**(35,435)**	**(803,435)**
Fund 562 Income less Operating Expenses				**29,799**	**41,429**	**57,817**	**(214,216)**	**79,084**	**81,410**	**81,590**	**85,306**	**77,875**	**77,875**	**70,444**	**(69,000)**	**(74,000)**	**(79,000)**	**(84,000)**	**(89,000)**
Fund 674 Income less Operating Expenses				**837,770**	**857,449**	**795,436**	**900,538**	**910,301**	**141,744**	**(437,796)**	**(445,019)**	**(187,971)**	**1,516,114**	**1,000,498**	**479,498**	**1,214,498**	**1,401,498**	**966,498**	**(275,502)**

City of Merced
Scenario 3
10-Year Financial Plan Summary

Income and Expense Detail				Actual					Budgeted	Forecast									
				2013 - 2014	2014 - 2015	2015 - 2016	2016 - 2017	2017 - 2018	2018 - 2019	2019 - 2020	2020 - 2021	2021 - 2022	2022 - 2023	2023 - 2024	2024 - 2025	2025 - 2026	2026 - 2027	2027 - 2028	2028 - 2029
Beginning Fund 558 Balance				6,276,764	6,020,954	$ 6,306,524	$ 6,438,741	$ 7,160,069	$ 7,334,000	$ 5,127,000	$ 2,606,000	$ 2,892,000	$ 3,472,000	$ 3,498,000	$ 3,970,000	$ 6,213,000	$ 7,756,000	$ 8,580,000	$ 8,660,000
Beginning Fund 562 Balance				214,085	243,884	285,313	343,130	128,914	208,000	289,000	371,000	456,000	534,000	612,000	682,000	613,000	539,000	460,000	376,000
Beginning Fund 674 Balance				294,416	1,132,186	1,989,635	2,785,071	3,685,609	4,596,000	4,738,000	4,300,000	3,855,000	3,667,000	5,183,000	6,183,000	6,662,000	7,876,000	9,277,000	10,243,000
Fund 558 Ending Fund Balance as % of Operating Expenses				*49%*	*53%*	*51%*	*57%*	*54%*	*32%*	*15%*	*16%*	*18%*	*16%*	*17%*	*29%*	*34%*	*37%*	*36%*	*32%*
Recommended Annual Residential Service Charge Adjustment (Effective January 1 of each FY)										0.00%	20.00%	5.00%	5.00%	5.00%	0.00%	0.00%	0.00%	0.00%	0.00%
Recommended Annual Commercial Service Charge Adjustment (Effective January 1 of each FY)										0.00%	35.00%	10.00%	10.00%	10.00%	0.00%	0.00%	0.00%	0.00%	0.00%
Income	Fund 558		Service Charges	11,685,601	11,914,252	12,326,087	12,856,164	13,409,066	13,743,714	14,130,000	18,209,000	19,918,000	21,789,000	23,784,000	23,784,000	23,784,000	23,784,000	23,784,000	23,784,000
			Other Revenues	440,834	375,889	388,384	426,263	344,541	250,587	253,000	253,000	253,000	253,000	253,000	253,000	253,000	253,000	253,000	253,000
			Total Income Fund 558	**12,126,435**	**12,290,141**	**12,714,471**	**13,282,427**	**13,753,607**	**13,994,301**	**14,383,000**	**18,462,000**	**20,171,000**	**22,042,000**	**24,037,000**	**24,037,000**	**24,037,000**	**24,037,000**	**24,037,000**	**24,037,000**
	Fund 562		Building Permit Surcharge	11,605	32,481	49,416	78,870	161,986	191,905	263,188	277,040	249,336	249,336	221,632	87,000	87,000	87,000	87,000	87,000
			Other	18,194	8,948	8,401	11,438	10,783	7,540	11,000	11,000	11,000	11,000	11,000	11,000	11,000	11,000	11,000	11,000
			Total Income Fund 562	**29,799**	**41,429**	**57,817**	**90,308**	**172,769**	**199,445**	**274,188**	**288,040**	**260,336**	**260,336**	**232,632**	**98,000**	**98,000**	**98,000**	**98,000**	**98,000**
	Fund 674		Vehicle Replacement Fund	837,770	857,449	795,436	900,538	910,301	1,062,744	1,143,204	1,337,981	1,538,029	1,863,114	2,110,498	2,150,498	2,193,498	2,237,498	2,282,498	2,328,498
			Total Income Fund 674	**837,770**	**857,449**	**795,436**	**900,538**	**910,301**	**1,062,744**	**1,143,204**	**1,337,981**	**1,538,029**	**1,863,114**	**2,110,498**	**2,150,498**	**2,193,498**	**2,237,498**	**2,282,498**	**2,328,498**
Expenses	Fund 558	Refuse	Subtotal Refuse Personnel Services	2,472,065	2,490,078	2,583,144	2,635,558	2,924,376	3,196,892	3,421,000	3,624,000	3,829,000	4,044,000	4,261,000	4,409,000	4,563,000	4,723,000	4,890,000	5,062,000
			532 25-0 Tipping Fees	2,118,712	2,187,013	2,438,687	2,523,412	2,508,593	2,759,452	2,939,000	3,132,000	3,328,000	3,535,000	3,745,000	3,895,000	4,051,000	4,213,000	4,382,000	4,557,000
			532 23-0 Vehicle Operations/Maint	1,110,191	1,101,413	1,138,477	1,019,086	1,097,721	1,231,957	1,300,000	1,372,000	1,444,000	1,519,000	1,594,000	1,642,000	1,691,000	1,742,000	1,794,000	1,848,000
			532 32-0 Vehicle Replacement Fee	531,217	538,293	477,965	511,941	515,420	600,682	634,000	669,000	704,000	741,000	777,000	800,000	824,000	849,000	874,000	900,000
			All Other Refuse Supplies and Services	644,209	713,179	686,543	658,762	680,229	769,154	812,000	857,000	902,000	948,000	994,000	1,022,000	1,052,000	1,082,000	1,113,000	1,144,000
			Subtotal Refuse Administrative	339,791	382,820	384,619	410,473	478,557	542,906	559,000	576,000	594,000	614,000	634,000	654,000	674,000	694,000	716,000	738,000
			Subtotal Refuse Capital Improvement Projects	153,268	39,963	388,799	-	-	1,264,913	-	-	-	-	-	-	-	-	-	-
			Subtotal Refuse Machinery/Equip	49,060	-	17,069	-	409,491	136,160	144,000	152,000	160,000	168,000	176,000	181,000	186,000	192,000	198,000	204,000
			Subtotal Refuse Interdepartmental	661,995	697,119	703,493	689,722	705,492	733,942	756,000	778,000	802,000	826,000	851,000	876,000	903,000	930,000	957,000	985,000
			Total Operating Expenses Refuse	**8,080,508**	**8,149,878**	**8,818,796**	**8,448,954**	**9,319,879**	**11,236,058**	**10,565,000**	**11,160,000**	**11,763,000**	**12,395,000**	**13,032,000**	**13,479,000**	**13,944,000**	**14,425,000**	**14,924,000**	**15,438,000**
		Fund 558 - Recycling	Subtotal Recycling Personnel Services	387,347	395,976	396,057	413,192	445,118	451,286	478,000	505,000	532,000	561,000	590,000	611,000	633,000	655,000	677,000	700,000
			532 25-0 Tipping Fees	60,000	58,793	54,335	45,681	34,422	37,864	40,000	441,000	469,000	498,000	528,000	549,000	571,000	594,000	618,000	643,000
			532 23-0 Vehicle Operations/Maint	191,109	157,062	121,671	157,790	195,853	179,965	190,000	201,000	212,000	223,000	234,000	241,000	248,000	255,000	263,000	271,000
			532 32-0 Vehicle Replacement Fee	51,009	82,564	113,700	123,284	123,284	132,793	140,000	148,000	156,000	164,000	172,000	177,000	182,000	187,000	193,000	199,000
			All Other Recycling Supplies and Services	65,892	81,954	92,616	98,813	94,167	141,057	147,000	156,000	165,000	174,000	183,000	188,000	193,000	198,000	203,000	208,000
			Subtotal Recycling Administrative	52,220	59,985	52,340	54,594	60,819	65,920	68,000	70,000	72,000	74,000	76,000	78,000	80,000	82,000	84,000	86,000
			Subtotal Recycling Machinery/Equip	15,462	10,214	6,941	13,642	27,684	24,290	26,000	27,000	28,000	29,000	30,000	31,000	32,000	33,000	34,000	35,000
			Subtotal Recycling Interdepartmental	65,243	65,798	29,611	30,001	30,729	30,786	32,000	33,000	34,000	35,000	36,000	37,000	38,000	39,000	40,000	41,000
			Total Operating Expenses Recycling	**888,282**	**912,346**	**867,271**	**936,997**	**1,012,075**	**1,063,961**	**1,121,000**	**1,581,000**	**1,668,000**	**1,758,000**	**1,849,000**	**1,912,000**	**1,977,000**	**2,043,000**	**2,112,000**	**2,183,000**
		Fund 558 - Green Waste	Subtotal Green Waste Personnel Services	280,951	305,937	270,207	310,295	313,783	348,399	370,000	392,000	414,000	438,000	462,000	478,000	496,000	514,000	532,000	551,000
			532 25-0 Tipping Fees	70,061	61,638	63,243	70,766	69,010	75,911	83,000	91,000	99,000	108,000	118,000	126,000	135,000	144,000	154,000	165,000
			532 23-0 Vehicle Operations/Maint	196,166	156,597	169,822	141,215	164,077	141,518	149,000	157,000	165,000	174,000	183,000	188,000	194,000	200,000	206,000	212,000
			532 32-0 Vehicle Replacement Fee	74,801	70,527	50,432	79,441	79,441	114,567	121,000	128,000	135,000	142,000	149,000	153,000	158,000	163,000	168,000	173,000
			All Other Green Waste Supplies and Services	39,349	47,879	40,448	40,307	48,749	135,055	143,000	150,000	157,000	165,000	173,000	178,000	183,000	188,000	193,000	198,000
			Subtotal Green Waste Administrative	44,107	49,839	44,386	45,408	50,132	55,397	57,000	59,000	61,000	63,000	65,000	67,000	69,000	71,000	73,000	75,000
			Subtotal Green Waste Machinery/Equip	-	-	-	-	-	14,250	-	-	-	-	-	-	-	-	-	-
			Subtotal Green Waste Interdepartmental	30,140	30,284	12,762	13,304	13,307	26,364	27,000	28,000	29,000	30,000	31,000	32,000	33,000	34,000	35,000	36,000
			Total Operating Expenses Green Waste	**735,575**	**722,701**	**651,300**	**700,736**	**738,499**	**911,461**	**950,000**	**1,005,000**	**1,060,000**	**1,120,000**	**1,181,000**	**1,222,000**	**1,268,000**	**1,314,000**	**1,361,000**	**1,410,000**
		Storm Drain	**Total Operating Expenses Storm Drains**	**673,424**	-	-	-	-	-	-	-	-	-	-	-	-	-	-	-
		Street Sweeping	**Total Operating Expenses Street Sweeping**	**1,364,448**	**1,304,014**	**1,279,231**	**1,366,380**	**1,442,453**	**1,394,984**	**1,466,000**	**1,543,000**	**1,620,000**	**1,701,000**	**1,782,000**	**1,839,000**	**1,899,000**	**1,960,000**	**2,021,000**	**2,086,000**
		Street Trees	**Total Operating Expenses Street Trees**	-	**756,128**	**872,679**	**839,022**	**1,027,563**	**1,169,501**	**1,232,000**	**1,299,000**	**1,365,000**	**1,434,000**	**1,502,000**	**1,549,000**	**1,599,000**	**1,650,000**	**1,703,000**	**1,757,000**
		Finance	**Total Operating Expenses Finance**	**640,008**	**159,504**	**92,977**	**269,010**	**39,000**	**425,739**	-	-	-	-	-	-	-	-	-	-
		Fund 558 - New Operating Expenses	Public Works Corporate Yard Phases I and II							-	219,270	500,000	1,000,000	1,789,056	-	-	-	-	-
			Public Works Corporate Yard Phase III (20 Year Amortization)							-	-	-	-	-	589,537	589,537	589,537	589,537	589,537
			Container Maintenance Shed							40,000	-	-	-	-	-	-	-	-	-
			Fleet Mind / ERP Finance System							576,795	179,195	179,195	2,400	2,400	2,400	2,400	2,400	2,400	2,400
			New Trucks (CARB compliance)							856,000	890,240	925,850	1,757,038	1,238,880	-	-	-	-	-
			New Vehicle Replacements							22,204	153,981	291,029	551,114	734,498	734,498	734,498	734,498	734,498	734,498
			New Employees							66,000	136,000	210,000	288,000	445,000	458,000	472,000	486,000	501,000	516,000
			Container Replacement							9,000	9,000	9,000	9,000	9,000	9,000	9,000	9,000	9,000	9,000
		New Operating Expenses	**Total New Operating Expenses**	-	-	-	-	-	-	**1,569,999**	**1,587,687**	**2,115,074**	**3,607,551**	**4,218,835**	**1,793,435**	**1,807,435**	**1,821,435**	**1,836,435**	**1,851,435**
		Total Operating Expenses Fund 558		**12,382,245**	**12,004,571**	**12,582,254**	**12,561,099**	**13,579,469**	**16,201,703**	**16,903,999**	**18,175,687**	**19,591,074**	**22,015,551**	**23,564,835**	**21,794,435**	**22,494,435**	**23,213,435**	**23,957,435**	**24,725,435**
	Fund 562	**Total Operating Expenses Fund 562**		-	-	-	**304,524**	**93,685**	**118,035**	**192,598**	**202,734**	**182,461**	**182,461**	**162,188**	**167,000**	**172,000**	**177,000**	**182,000**	**187,000**
	Fund 674	**Total Operating Expenses Fund 674**		-	-	-	-	-	**921,000**	**1,581,000**	**1,783,000**	**1,726,000**	**347,000**	**1,110,000**	**1,671,000**	**979,000**	**836,000**	**1,316,000**	**2,604,000**
Fund 558 Income less Operating Expenses				**(255,810)**	**285,570**	**132,217**	**721,328**	**174,138**	**(2,207,403)**	**(2,520,999)**	**286,313**	**579,926**	**26,449**	**472,165**	**2,242,565**	**1,542,565**	**823,565**	**79,565**	**(688,435)**
Fund 562 Income less Operating Expenses				**29,799**	**41,429**	**57,817**	**(214,216)**	**79,084**	**81,410**	**81,590**	**85,306**	**77,875**	**77,875**	**70,444**	**(69,000)**	**(74,000)**	**(79,000)**	**(84,000)**	**(89,000)**
Fund 674 Income less Operating Expenses				**837,770**	**857,449**	**795,436**	**900,538**	**910,301**	**141,744**	**(437,796)**	**(445,019)**	**(187,971)**	**1,516,114**	**1,000,498**	**479,498**	**1,214,498**	**1,401,498**	**966,498**	**(275,502)**

City of Merced
Scenario 1 (Including Litter Abatement Program)
10-Year Financial Plan Summary

Income and Expense Detail				Actual					Budgeted	Forecast									
				2013 - 2014	2014 - 2015	2015 - 2016	2016 - 2017	2017 - 2018	2018 - 2019	2019 - 2020	2020 - 2021	2021 - 2022	2022 - 2023	2023 - 2024	2024 - 2025	2025 - 2026	2026 - 2027	2027 - 2028	2028 - 2029
Beginning Fund 558 Balance				6,276,764	6,020,954	$ 6,306,524	$ 6,438,741	$ 7,160,069	$ 7,334,000	$ 5,127,000	$ 2,206,000	$ 2,547,000	$ 3,581,000	$ 3,678,000	$ 3,530,000	$ 5,134,000	$ 6,019,000	$ 6,165,000	$ 5,546,000
Beginning Fund 562 Balance				214,085	243,884	285,313	343,130	128,914	208,000	289,000	371,000	456,000	534,000	612,000	682,000	613,000	539,000	460,000	376,000
Beginning Fund 674 Balance				294,416	1,132,186	1,989,635	2,785,071	3,685,609	4,596,000	4,738,000	4,300,000	3,855,000	3,667,000	5,183,000	6,183,000	6,662,000	7,876,000	9,277,000	10,243,000
Fund 558 Ending Fund Balance as % of Operating Expenses				*49%*	*53%*	*51%*	*57%*	*54%*	*32%*	*13%*	*14%*	*18%*	*16%*	*15%*	*23%*	*26%*	*26%*	*23%*	*16%*
Recommended Annual Residential Service Charge Adjustment (Effective January 1 of each FY)										0.00%	29.00%	9.00%	5.00%	4.00%	0.00%	0.00%	0.00%	0.00%	0.00%
Recommended Annual Commercial Service Charge Adjustment (Effective January 1 of each FY)										0.00%	29.00%	9.00%	5.00%	4.00%	0.00%	0.00%	0.00%	0.00%	0.00%
Income	Fund 558		Service Charges	11,685,601	11,914,252	12,326,087	12,856,164	13,409,066	13,743,714	14,130,000	18,680,000	20,805,000	22,310,000	23,632,000	23,632,000	23,632,000	23,632,000	23,632,000	23,632,000
			Other Revenues	440,834	375,889	388,384	426,263	344,541	250,587	253,000	253,000	253,000	253,000	253,000	253,000	253,000	253,000	253,000	253,000
			Total Income Fund 558	**12,126,435**	**12,290,141**	**12,714,471**	**13,282,427**	**13,753,607**	**13,994,301**	**14,383,000**	**18,933,000**	**21,058,000**	**22,563,000**	**23,885,000**	**23,885,000**	**23,885,000**	**23,885,000**	**23,885,000**	**23,885,000**
	Fund 562		Building Permit Surcharge	11,605	32,481	49,416	78,870	161,986	191,905	263,188	277,040	249,336	249,336	221,632	87,000	87,000	87,000	87,000	87,000
			Other	18,194	8,948	8,401	11,438	10,783	7,540	11,000	11,000	11,000	11,000	11,000	11,000	11,000	11,000	11,000	11,000
			Total Income Fund 562	**29,799**	**41,429**	**57,817**	**90,308**	**172,769**	**199,445**	**274,188**	**288,040**	**260,336**	**260,336**	**232,632**	**98,000**	**98,000**	**98,000**	**98,000**	**98,000**
	Fund 674		Vehicle Replacement Fund	837,770	857,449	795,436	900,538	910,301	1,062,744	1,143,204	1,337,981	1,538,029	1,863,114	2,110,498	2,150,498	2,193,498	2,237,498	2,282,498	2,328,498
			Total Income Fund 674	**837,770**	**857,449**	**795,436**	**900,538**	**910,301**	**1,062,744**	**1,143,204**	**1,337,981**	**1,538,029**	**1,863,114**	**2,110,498**	**2,150,498**	**2,193,498**	**2,237,498**	**2,282,498**	**2,328,498**
Expenses	Fund 558	Refuse	Subtotal Refuse Personnel Services	2,472,065	2,490,078	2,583,144	2,635,558	2,924,376	3,196,892	3,421,000	3,624,000	3,829,000	4,044,000	4,261,000	4,409,000	4,563,000	4,723,000	4,890,000	5,062,000
			532 25-0 Tipping Fees	2,118,712	2,187,013	2,438,687	2,523,412	2,508,593	2,759,452	2,939,000	3,132,000	3,328,000	3,535,000	3,745,000	3,895,000	4,051,000	4,213,000	4,382,000	4,557,000
			532 23-0 Vehicle Operations/Maint	1,110,191	1,101,413	1,138,477	1,019,086	1,097,721	1,231,957	1,300,000	1,372,000	1,444,000	1,519,000	1,594,000	1,642,000	1,691,000	1,742,000	1,794,000	1,848,000
			532 32-0 Vehicle Replacement Fee	531,217	538,293	477,965	511,941	515,420	600,682	634,000	669,000	704,000	741,000	777,000	800,000	824,000	849,000	874,000	900,000
			All Other Refuse Supplies and Services	644,209	713,179	686,543	658,762	680,229	769,154	812,000	857,000	902,000	948,000	994,000	1,022,000	1,052,000	1,082,000	1,113,000	1,144,000
			Subtotal Refuse Administrative	339,791	382,820	384,619	410,473	478,557	542,906	559,000	576,000	594,000	614,000	634,000	654,000	674,000	694,000	716,000	738,000
			Subtotal Refuse Capital Improvement Projects	153,268	39,963	388,799	-	-	1,264,913	-	-	-	-	-	-	-	-	-	-
			Subtotal Refuse Machinery/Equip	49,060	-	17,069	-	409,491	136,160	144,000	152,000	160,000	168,000	176,000	181,000	186,000	192,000	198,000	204,000
			Subtotal Refuse Interdepartmental	661,995	697,119	703,493	689,722	705,492	733,942	756,000	778,000	802,000	826,000	851,000	876,000	903,000	930,000	957,000	985,000
			Total Operating Expenses Refuse	**8,080,508**	**8,149,878**	**8,818,796**	**8,448,954**	**9,319,879**	**11,236,058**	**10,565,000**	**11,160,000**	**11,763,000**	**12,395,000**	**13,032,000**	**13,479,000**	**13,944,000**	**14,425,000**	**14,924,000**	**15,438,000**
		Fund 558 - Recycling	Subtotal Recycling Personnel Services	387,347	395,976	396,057	413,192	445,118	451,286	478,000	505,000	532,000	561,000	590,000	611,000	633,000	655,000	677,000	700,000
			532 25-0 Tipping Fees	60,000	58,793	54,335	45,681	34,422	37,864	40,000	441,000	469,000	498,000	528,000	549,000	571,000	594,000	618,000	643,000
			532 23-0 Vehicle Operations/Maint	191,109	157,062	121,671	157,790	195,853	179,965	190,000	201,000	212,000	223,000	234,000	241,000	248,000	255,000	263,000	271,000
			532 32-0 Vehicle Replacement Fee	51,009	82,564	113,700	123,284	123,284	132,793	140,000	148,000	156,000	164,000	172,000	177,000	182,000	187,000	193,000	199,000
			All Other Recycling Supplies and Services	65,892	81,954	92,616	98,813	94,167	141,057	147,000	156,000	165,000	174,000	183,000	188,000	193,000	198,000	203,000	208,000
			Subtotal Recycling Administrative	52,220	59,985	52,340	54,594	60,819	65,920	68,000	70,000	72,000	74,000	76,000	78,000	80,000	82,000	84,000	86,000
			Subtotal Recycling Machinery/Equip	15,462	10,214	6,941	13,642	27,684	24,290	26,000	27,000	28,000	29,000	30,000	31,000	32,000	33,000	34,000	35,000
			Subtotal Recycling Interdepartmental	65,243	65,798	29,611	30,001	30,729	30,786	32,000	33,000	34,000	35,000	36,000	37,000	38,000	39,000	40,000	41,000
			Total Operating Expenses Recycling	**888,282**	**912,346**	**867,271**	**936,997**	**1,012,075**	**1,063,961**	**1,121,000**	**1,581,000**	**1,668,000**	**1,758,000**	**1,849,000**	**1,912,000**	**1,977,000**	**2,043,000**	**2,112,000**	**2,183,000**
		Fund 558 - Green Waste	Subtotal Green Waste Personnel Services	280,951	305,937	270,207	310,295	313,783	348,399	370,000	392,000	414,000	438,000	462,000	478,000	496,000	514,000	532,000	551,000
			532 25-0 Tipping Fees	70,061	61,638	63,243	70,766	69,010	75,911	83,000	91,000	99,000	108,000	118,000	126,000	135,000	144,000	154,000	165,000
			532 23-0 Vehicle Operations/Maint	196,166	156,597	169,822	141,215	164,077	141,518	149,000	157,000	165,000	174,000	183,000	188,000	194,000	200,000	206,000	212,000
			532 32-0 Vehicle Replacement Fee	74,801	70,527	50,432	79,441	79,441	114,567	121,000	128,000	135,000	142,000	149,000	153,000	158,000	163,000	168,000	173,000
			All Other Green Waste Supplies and Services	39,349	47,879	40,448	40,307	48,749	135,055	143,000	150,000	157,000	165,000	173,000	178,000	183,000	188,000	193,000	198,000
			Subtotal Green Waste Administrative	44,107	49,839	44,386	45,408	50,132	55,397	57,000	59,000	61,000	63,000	65,000	67,000	69,000	71,000	73,000	75,000
			Subtotal Green Waste Machinery/Equip	-	-	-	-	-	14,250	-	-	-	-	-	-	-	-	-	-
			Subtotal Green Waste Interdepartmental	30,140	30,284	12,762	13,304	13,307	26,364	27,000	28,000	29,000	30,000	31,000	32,000	33,000	34,000	35,000	36,000
			Total Operating Expenses Green Waste	**735,575**	**722,701**	**651,300**	**700,736**	**738,499**	**911,461**	**950,000**	**1,005,000**	**1,060,000**	**1,120,000**	**1,181,000**	**1,222,000**	**1,268,000**	**1,314,000**	**1,361,000**	**1,410,000**
		Storm Drain	**Total Operating Expenses Storm Drains**	**673,424**	-	-	-	-	-	-	-	-	-	-	-	-	-	-	-
		Street Sweeping	**Total Operating Expenses Street Sweeping**	**1,364,448**	**1,304,014**	**1,279,231**	**1,366,380**	**1,442,453**	**1,394,984**	**1,466,000**	**1,543,000**	**1,620,000**	**1,701,000**	**1,782,000**	**1,839,000**	**1,899,000**	**1,960,000**	**2,021,000**	**2,086,000**
		Street Trees	**Total Operating Expenses Street Trees**	-	**756,128**	**872,679**	**839,022**	**1,027,563**	**1,169,501**	**1,232,000**	**1,299,000**	**1,365,000**	**1,434,000**	**1,502,000**	**1,549,000**	**1,599,000**	**1,650,000**	**1,703,000**	**1,757,000**
		Finance	**Total Operating Expenses Finance**	**640,008**	**159,504**	**92,977**	**269,010**	**39,000**	**425,739**	-	-	-	-	-	-	-	-	-	-
		Fund 558 - New Operating Expenses	Public Works Corporate Yard Phases I and II							-	219,270	500,000	1,000,000	1,789,056	-	-	-	-	-
			Public Works Corporate Yard Phase III (20 Year Amortization)							-	-	-	-	-	589,537	589,537	589,537	589,537	589,537
			Container Maintenance Shed							40,000	-	-	-	-	-	-	-	-	-
			Fleet Mind / ERP Finance System							576,795	179,195	179,195	2,400	2,400	2,400	2,400	2,400	2,400	2,400
			New Trucks (CARB compliance)							856,000	890,240	925,850	1,757,038	1,238,880	-	-	-	-	-
			New Vehicle Replacements							22,204	153,981	291,029	551,114	734,498	734,498	734,498	734,498	734,498	734,498
			New Employees							66,000	136,000	210,000	288,000	445,000	458,000	472,000	486,000	501,000	516,000
			Container Replacement							9,000	9,000	9,000	9,000	9,000	9,000	9,000	9,000	9,000	9,000
			Litter Abatement Program							400,000	416,000	433,000	450,000	468,000	487,000	506,000	526,000	547,000	569,000
		New Operating Expenses	**Total New Operating Expenses**	-	-	-	-	-	-	**1,969,999**	**2,003,687**	**2,548,074**	**4,057,551**	**4,686,835**	**2,280,435**	**2,313,435**	**2,347,435**	**2,383,435**	**2,420,435**
		Total Operating Expenses Fund 558		**12,382,245**	**12,004,571**	**12,582,254**	**12,561,099**	**13,579,469**	**16,201,703**	**17,303,999**	**18,591,687**	**20,024,074**	**22,465,551**	**24,032,835**	**22,281,435**	**23,000,435**	**23,739,435**	**24,504,435**	**25,294,435**
	Fund 562	**Total Operating Expenses Fund 562**		-	-	-	**304,524**	**93,685**	**118,035**	**192,598**	**202,734**	**182,461**	**182,461**	**162,188**	**167,000**	**172,000**	**177,000**	**182,000**	**187,000**
	Fund 674	**Total Operating Expenses Fund 674**		-	-	-	-	-	**921,000**	**1,581,000**	**1,783,000**	**1,726,000**	**347,000**	**1,110,000**	**1,671,000**	**979,000**	**836,000**	**1,316,000**	**2,604,000**
Fund 558 Income less Operating Expenses				**(255,810)**	**285,570**	**132,217**	**721,328**	**174,138**	**(2,207,403)**	**(2,920,999)**	**341,313**	**1,033,926**	**97,449**	**(147,835)**	**1,603,565**	**884,565**	**145,565**	**(619,435)**	**(1,409,435)**
Fund 562 Income less Operating Expenses				**29,799**	**41,429**	**57,817**	**(214,216)**	**79,084**	**81,410**	**81,590**	**85,306**	**77,875**	**77,875**	**70,444**	**(69,000)**	**(74,000)**	**(79,000)**	**(84,000)**	**(89,000)**
Fund 674 Income less Operating Expenses				**837,770**	**857,449**	**795,436**	**900,538**	**910,301**	**141,744**	**(437,796)**	**(445,019)**	**(187,971)**	**1,516,114**	**1,000,498**	**479,498**	**1,214,498**	**1,401,498**	**966,498**	**(275,502)**

City of Merced
Scenario 2 (Including Litter Abatement Program)
10-Year Financial Plan Summary

Income and Expense Detail				Actual					Budgeted	Forecast									
				2013 - 2014	2014 - 2015	2015 - 2016	2016 - 2017	2017 - 2018	2018 - 2019	2019 - 2020	2020 - 2021	2021 - 2022	2022 - 2023	2023 - 2024	2024 - 2025	2025 - 2026	2026 - 2027	2027 - 2028	2028 - 2029
Beginning Fund 558 Balance				6,276,764	6,020,954	$ 6,306,524	$ 6,438,741	$ 7,160,069	$ 7,334,000	$ 5,127,000	$ 2,206,000	$ 447,000	$ 74,000	$ 546,000	$ 911,000	$ 3,028,000	$ 4,426,000	$ 5,085,000	$ 4,979,000
Beginning Fund 562 Balance				214,085	243,884	285,313	343,130	128,914	208,000	289,000	371,000	456,000	534,000	612,000	682,000	613,000	539,000	460,000	376,000
Beginning Fund 674 Balance				294,416	1,132,186	1,989,635	2,785,071	3,685,609	4,596,000	4,738,000	4,300,000	3,855,000	3,667,000	5,183,000	6,183,000	6,662,000	7,876,000	9,277,000	10,243,000
Fund 558 Ending Fund Balance as % of Operating Expenses				*49%*	*53%*	*51%*	*57%*	*54%*	*32%*	*13%*	*2%*	*0%*	*2%*	*4%*	*14%*	*19%*	*21%*	*20%*	*16%*
Recommended Annual Residential Service Charge Adjustment (Effective January 1 of each FY)										0.00%	14.50%	14.50%	14.50%	4.50%	0.00%	0.00%	0.00%	0.00%	0.00%
Recommended Annual Commercial Service Charge Adjustment (Effective January 1 of each FY)										0.00%	14.50%	14.50%	14.50%	4.50%	0.00%	0.00%	0.00%	0.00%	0.00%
Income	Fund 558		Service Charges	11,685,601	11,914,252	12,326,087	12,856,164	13,409,066	13,743,714	14,130,000	16,580,000	19,398,000	22,685,000	24,145,000	24,145,000	24,145,000	24,145,000	24,145,000	24,145,000
			Other Revenues	440,834	375,889	388,384	426,263	344,541	250,587	253,000	253,000	253,000	253,000	253,000	253,000	253,000	253,000	253,000	253,000
			Total Income Fund 558	**12,126,435**	**12,290,141**	**12,714,471**	**13,282,427**	**13,753,607**	**13,994,301**	**14,383,000**	**16,833,000**	**19,651,000**	**22,938,000**	**24,398,000**	**24,398,000**	**24,398,000**	**24,398,000**	**24,398,000**	**24,398,000**
	Fund 562		Building Permit Surcharge	11,605	32,481	49,416	78,870	161,986	191,905	263,188	277,040	249,336	249,336	221,632	87,000	87,000	87,000	87,000	87,000
			Other	18,194	8,948	8,401	11,438	10,783	7,540	11,000	11,000	11,000	11,000	11,000	11,000	11,000	11,000	11,000	11,000
			Total Income Fund 562	**29,799**	**41,429**	**57,817**	**90,308**	**172,769**	**199,445**	**274,188**	**288,040**	**260,336**	**260,336**	**232,632**	**98,000**	**98,000**	**98,000**	**98,000**	**98,000**
	Fund 674		Vehicle Replacement Fund	837,770	857,449	795,436	900,538	910,301	1,062,744	1,143,204	1,337,981	1,538,029	1,863,114	2,110,498	2,150,498	2,193,498	2,237,498	2,282,498	2,328,498
			Total Income Fund 674	**837,770**	**857,449**	**795,436**	**900,538**	**910,301**	**1,062,744**	**1,143,204**	**1,337,981**	**1,538,029**	**1,863,114**	**2,110,498**	**2,150,498**	**2,193,498**	**2,237,498**	**2,282,498**	**2,328,498**
Expenses	Fund 558	Refuse	Subtotal Refuse Personnel Services	2,472,065	2,490,078	2,583,144	2,635,558	2,924,376	3,196,892	3,421,000	3,624,000	3,829,000	4,044,000	4,261,000	4,409,000	4,563,000	4,723,000	4,890,000	5,062,000
			532 25-0 Tipping Fees	2,118,712	2,187,013	2,438,687	2,523,412	2,508,593	2,759,452	2,939,000	3,132,000	3,328,000	3,535,000	3,745,000	3,895,000	4,051,000	4,213,000	4,382,000	4,557,000
			532 23-0 Vehicle Operations/Maint	1,110,191	1,101,413	1,138,477	1,019,086	1,097,721	1,231,957	1,300,000	1,372,000	1,444,000	1,519,000	1,594,000	1,642,000	1,691,000	1,742,000	1,794,000	1,848,000
			532 32-0 Vehicle Replacement Fee	531,217	538,293	477,965	511,941	515,420	600,682	634,000	669,000	704,000	741,000	777,000	800,000	824,000	849,000	874,000	900,000
			All Other Refuse Supplies and Services	644,209	713,179	686,543	658,762	680,229	769,154	812,000	857,000	902,000	948,000	994,000	1,022,000	1,052,000	1,082,000	1,113,000	1,144,000
			Subtotal Refuse Administrative	339,791	382,820	384,619	410,473	478,557	542,906	559,000	576,000	594,000	614,000	634,000	654,000	674,000	694,000	716,000	738,000
			Subtotal Refuse Capital Improvement Projects	153,268	39,963	388,799	-	-	1,264,913	-	-	-	-	-	-	-	-	-	-
			Subtotal Refuse Machinery/Equip	49,060	-	17,069	-	409,491	136,160	144,000	152,000	160,000	168,000	176,000	181,000	186,000	192,000	198,000	204,000
			Subtotal Refuse Interdepartmental	661,995	697,119	703,493	689,722	705,492	733,942	756,000	778,000	802,000	826,000	851,000	876,000	903,000	930,000	957,000	985,000
			Total Operating Expenses Refuse	**8,080,508**	**8,149,878**	**8,818,796**	**8,448,954**	**9,319,879**	**11,236,058**	**10,565,000**	**11,160,000**	**11,763,000**	**12,395,000**	**13,032,000**	**13,479,000**	**13,944,000**	**14,425,000**	**14,924,000**	**15,438,000**
		Fund 558 - Recycling	Subtotal Recycling Personnel Services	387,347	395,976	396,057	413,192	445,118	451,286	478,000	505,000	532,000	561,000	590,000	611,000	633,000	655,000	677,000	700,000
			532 25-0 Tipping Fees	60,000	58,793	54,335	45,681	34,422	37,864	40,000	441,000	469,000	498,000	528,000	549,000	571,000	594,000	618,000	643,000
			532 23-0 Vehicle Operations/Maint	191,109	157,062	121,671	157,790	195,853	179,965	190,000	201,000	212,000	223,000	234,000	241,000	248,000	255,000	263,000	271,000
			532 32-0 Vehicle Replacement Fee	51,009	82,564	113,700	123,284	123,284	132,793	140,000	148,000	156,000	164,000	172,000	177,000	182,000	187,000	193,000	199,000
			All Other Recycling Supplies and Services	65,892	81,954	92,616	98,813	94,167	141,057	147,000	156,000	165,000	174,000	183,000	188,000	193,000	198,000	203,000	208,000
			Subtotal Recycling Administrative	52,220	59,985	52,340	54,594	60,819	65,920	68,000	70,000	72,000	74,000	76,000	78,000	80,000	82,000	84,000	86,000
			Subtotal Recycling Machinery/Equip	15,462	10,214	6,941	13,642	27,684	24,290	26,000	27,000	28,000	29,000	30,000	31,000	32,000	33,000	34,000	35,000
			Subtotal Recycling Interdepartmental	65,243	65,798	29,611	30,001	30,729	30,786	32,000	33,000	34,000	35,000	36,000	37,000	38,000	39,000	40,000	41,000
			Total Operating Expenses Recycling	**888,282**	**912,346**	**867,271**	**936,997**	**1,012,075**	**1,063,961**	**1,121,000**	**1,581,000**	**1,668,000**	**1,758,000**	**1,849,000**	**1,912,000**	**1,977,000**	**2,043,000**	**2,112,000**	**2,183,000**
		Fund 558 - Green Waste	Subtotal Green Waste Personnel Services	280,951	305,937	270,207	310,295	313,783	348,399	370,000	392,000	414,000	438,000	462,000	478,000	496,000	514,000	532,000	551,000
			532 25-0 Tipping Fees	70,061	61,638	63,243	70,766	69,010	75,911	83,000	91,000	99,000	108,000	118,000	126,000	135,000	144,000	154,000	165,000
			532 23-0 Vehicle Operations/Maint	196,166	156,597	169,822	141,215	164,077	141,518	149,000	157,000	165,000	174,000	183,000	188,000	194,000	200,000	206,000	212,000
			532 32-0 Vehicle Replacement Fee	74,801	70,527	50,432	79,441	79,441	114,567	121,000	128,000	135,000	142,000	149,000	153,000	158,000	163,000	168,000	173,000
			All Other Green Waste Supplies and Services	39,349	47,879	40,448	40,307	48,749	135,055	143,000	150,000	157,000	165,000	173,000	178,000	183,000	188,000	193,000	198,000
			Subtotal Green Waste Administrative	44,107	49,839	44,386	45,408	50,132	55,397	57,000	59,000	61,000	63,000	65,000	67,000	69,000	71,000	73,000	75,000
			Subtotal Green Waste Machinery/Equip	-	-	-	-	-	14,250	-	-	-	-	-	-	-	-	-	-
			Subtotal Green Waste Interdepartmental	30,140	30,284	12,762	13,304	13,307	26,364	27,000	28,000	29,000	30,000	31,000	32,000	33,000	34,000	35,000	36,000
			Total Operating Expenses Green Waste	**735,575**	**722,701**	**651,300**	**700,736**	**738,499**	**911,461**	**950,000**	**1,005,000**	**1,060,000**	**1,120,000**	**1,181,000**	**1,222,000**	**1,268,000**	**1,314,000**	**1,361,000**	**1,410,000**
		Storm Drain	**Total Operating Expenses Storm Drains**	**673,424**	-	-	-	-	-	-	-	-	-	-	-	-	-	-	-
		Street Sweeping	**Total Operating Expenses Street Sweeping**	**1,364,448**	**1,304,014**	**1,279,231**	**1,366,380**	**1,442,453**	**1,394,984**	**1,466,000**	**1,543,000**	**1,620,000**	**1,701,000**	**1,782,000**	**1,839,000**	**1,899,000**	**1,960,000**	**2,021,000**	**2,086,000**
		Street Trees	**Total Operating Expenses Street Trees**	-	**756,128**	**872,679**	**839,022**	**1,027,563**	**1,169,501**	**1,232,000**	**1,299,000**	**1,365,000**	**1,434,000**	**1,502,000**	**1,549,000**	**1,599,000**	**1,650,000**	**1,703,000**	**1,757,000**
		Finance	**Total Operating Expenses Finance**	**640,008**	**159,504**	**92,977**	**269,010**	**39,000**	**425,739**	-	-	-	-	-	-	-	-	-	-
		Fund 558 - New Operating Expenses	Public Works Corporate Yard Phases I and II							-	219,270	500,000	1,000,000	1,789,056	-	-	-	-	-
			Public Works Corporate Yard Phase III (20 Year Amortization)							-	-	-	-	-	589,537	589,537	589,537	589,537	589,537
			Container Maintenance Shed							40,000	-	-	-	-	-	-	-	-	-
			Fleet Mind / ERP Finance System							576,795	179,195	179,195	2,400	2,400	2,400	2,400	2,400	2,400	2,400
			New Trucks (CARB compliance)							856,000	890,240	925,850	1,757,038	1,238,880	-	-	-	-	-
			New Vehicle Replacements							22,204	153,981	291,029	551,114	734,498	734,498	734,498	734,498	734,498	734,498
			New Employees							66,000	136,000	210,000	288,000	445,000	458,000	472,000	486,000	501,000	516,000
			Container Replacement							9,000	9,000	9,000	9,000	9,000	9,000	9,000	9,000	9,000	9,000
			Litter Abatement Program							400,000	416,000	433,000	450,000	468,000	487,000	506,000	526,000	547,000	569,000
		New Operating Expenses	**Total New Operating Expenses**	-	-	-	-	-	-	**1,969,999**	**2,003,687**	**2,548,074**	**4,057,551**	**4,686,835**	**2,280,435**	**2,313,435**	**2,347,435**	**2,383,435**	**2,420,435**
		Total Operating Expenses Fund 558		**12,382,245**	**12,004,571**	**12,582,254**	**12,561,099**	**13,579,469**	**16,201,703**	**17,303,999**	**18,591,687**	**20,024,074**	**22,465,551**	**24,032,835**	**22,281,435**	**23,000,435**	**23,739,435**	**24,504,435**	**25,294,435**
	Fund 562	**Total Operating Expenses Fund 562**		-	-	-	**304,524**	**93,685**	**118,035**	**192,598**	**202,734**	**182,461**	**182,461**	**162,188**	**167,000**	**172,000**	**177,000**	**182,000**	**187,000**
	Fund 674	**Total Operating Expenses Fund 674**		-	-	-	-	-	**921,000**	**1,581,000**	**1,783,000**	**1,726,000**	**347,000**	**1,110,000**	**1,671,000**	**979,000**	**836,000**	**1,316,000**	**2,604,000**
Fund 558 Income less Operating Expenses				**(255,810)**	**285,570**	**132,217**	**721,328**	**174,138**	**(2,207,403)**	**(2,920,999)**	**(1,758,687)**	**(373,074)**	**472,449**	**365,165**	**2,116,565**	**1,397,565**	**658,565**	**(106,435)**	**(896,435)**
Fund 562 Income less Operating Expenses				**29,799**	**41,429**	**57,817**	**(214,216)**	**79,084**	**81,410**	**81,590**	**85,306**	**77,875**	**77,875**	**70,444**	**(69,000)**	**(74,000)**	**(79,000)**	**(84,000)**	**(89,000)**
Fund 674 Income less Operating Expenses				**837,770**	**857,449**	**795,436**	**900,538**	**910,301**	**141,744**	**(437,796)**	**(445,019)**	**(187,971)**	**1,516,114**	**1,000,498**	**479,498**	**1,214,498**	**1,401,498**	**966,498**	**(275,502)**

City of Merced
Scenario 3 (Including Litter Abatement Program)
10-Year Financial Plan Summary

Income and Expense Detail				Actual					Budgeted	Forecast									
				2013 - 2014	2014 - 2015	2015 - 2016	2016 - 2017	2017 - 2018	2018 - 2019	2019 - 2020	2020 - 2021	2021 - 2022	2022 - 2023	2023 - 2024	2024 - 2025	2025 - 2026	2026 - 2027	2027 - 2028	2028 - 2029
Beginning Fund 558 Balance				6,276,764	6,020,954	$ 6,306,524	$ 6,438,741	$ 7,160,069	$ 7,334,000	$ 5,127,000	$ 2,206,000	$ 2,889,000	$ 3,667,000	$ 3,646,000	$ 3,773,000	$ 5,652,000	$ 6,812,000	$ 7,233,000	$ 6,889,000
Beginning Fund 562 Balance				214,085	243,884	285,313	343,130	128,914	208,000	289,000	371,000	456,000	534,000	612,000	682,000	613,000	539,000	460,000	376,000
Beginning Fund 674 Balance				294,416	1,132,186	1,989,635	2,785,071	3,685,609	4,596,000	4,738,000	4,300,000	3,855,000	3,667,000	5,183,000	6,183,000	6,662,000	7,876,000	9,277,000	10,243,000
Fund 558 Ending Fund Balance as % of Operating Expenses				*49%*	*53%*	*51%*	*57%*	*54%*	*32%*	*13%*	*16%*	*18%*	*16%*	*16%*	*25%*	*30%*	*30%*	*28%*	*23%*
Recommended Annual Residential Service Charge Adjustment (Effective January 1 of each FY)										0.00%	26.00%	4.50%	4.50%	4.50%	0.00%	0.00%	0.00%	0.00%	0.00%
Recommended Annual Commercial Service Charge Adjustment (Effective January 1 of each FY)										0.00%	40.00%	7.50%	7.50%	7.50%	0.00%	0.00%	0.00%	0.00%	0.00%
Income	Fund 558		Service Charges	11,685,601	11,914,252	12,326,087	12,856,164	13,409,066	13,743,714	14,130,000	19,022,000	20,549,000	22,192,000	23,907,000	23,907,000	23,907,000	23,907,000	23,907,000	23,907,000
			Other Revenues	440,834	375,889	388,384	426,263	344,541	250,587	253,000	253,000	253,000	253,000	253,000	253,000	253,000	253,000	253,000	253,000
			Total Income Fund 558	**12,126,435**	**12,290,141**	**12,714,471**	**13,282,427**	**13,753,607**	**13,994,301**	**14,383,000**	**19,275,000**	**20,802,000**	**22,445,000**	**24,160,000**	**24,160,000**	**24,160,000**	**24,160,000**	**24,160,000**	**24,160,000**
	Fund 562		Building Permit Surcharge	11,605	32,481	49,416	78,870	161,986	191,905	263,188	277,040	249,336	249,336	221,632	87,000	87,000	87,000	87,000	87,000
			Other	18,194	8,948	8,401	11,438	10,783	7,540	11,000	11,000	11,000	11,000	11,000	11,000	11,000	11,000	11,000	11,000
			Total Income Fund 562	**29,799**	**41,429**	**57,817**	**90,308**	**172,769**	**199,445**	**274,188**	**288,040**	**260,336**	**260,336**	**232,632**	**98,000**	**98,000**	**98,000**	**98,000**	**98,000**
	Fund 674		Vehicle Replacement Fund	837,770	857,449	795,436	900,538	910,301	1,062,744	1,143,204	1,337,981	1,538,029	1,863,114	2,110,498	2,150,498	2,193,498	2,237,498	2,282,498	2,328,498
			Total Income Fund 674	**837,770**	**857,449**	**795,436**	**900,538**	**910,301**	**1,062,744**	**1,143,204**	**1,337,981**	**1,538,029**	**1,863,114**	**2,110,498**	**2,150,498**	**2,193,498**	**2,237,498**	**2,282,498**	**2,328,498**
Expenses	Fund 558	Refuse	Subtotal Refuse Personnel Services	2,472,065	2,490,078	2,583,144	2,635,558	2,924,376	3,196,892	3,421,000	3,624,000	3,829,000	4,044,000	4,261,000	4,409,000	4,563,000	4,723,000	4,890,000	5,062,000
			532 25-0 Tipping Fees	2,118,712	2,187,013	2,438,687	2,523,412	2,508,593	2,759,452	2,939,000	3,132,000	3,328,000	3,535,000	3,745,000	3,895,000	4,051,000	4,213,000	4,382,000	4,557,000
			532 23-0 Vehicle Operations/Maint	1,110,191	1,101,413	1,138,477	1,019,086	1,097,721	1,231,957	1,300,000	1,372,000	1,444,000	1,519,000	1,594,000	1,642,000	1,691,000	1,742,000	1,794,000	1,848,000
			532 32-0 Vehicle Replacement Fee	531,217	538,293	477,965	511,941	515,420	600,682	634,000	669,000	704,000	741,000	777,000	800,000	824,000	849,000	874,000	900,000
			All Other Refuse Supplies and Services	644,209	713,179	686,543	658,762	680,229	769,154	812,000	857,000	902,000	948,000	994,000	1,022,000	1,052,000	1,082,000	1,113,000	1,144,000
			Subtotal Refuse Administrative	339,791	382,820	384,619	410,473	478,557	542,906	559,000	576,000	594,000	614,000	634,000	654,000	674,000	694,000	716,000	738,000
			Subtotal Refuse Capital Improvement Projects	153,268	39,963	388,799	-	-	1,264,913	-	-	-	-	-	-	-	-	-	-
			Subtotal Refuse Machinery/Equip	49,060	-	17,069	-	409,491	136,160	144,000	152,000	160,000	168,000	176,000	181,000	186,000	192,000	198,000	204,000
			Subtotal Refuse Interdepartmental	661,995	697,119	703,493	689,722	705,492	733,942	756,000	778,000	802,000	826,000	851,000	876,000	903,000	930,000	957,000	985,000
			Total Operating Expenses Refuse	**8,080,508**	**8,149,878**	**8,818,796**	**8,448,954**	**9,319,879**	**11,236,058**	**10,565,000**	**11,160,000**	**11,763,000**	**12,395,000**	**13,032,000**	**13,479,000**	**13,944,000**	**14,425,000**	**14,924,000**	**15,438,000**
		Fund 558 - Recycling	Subtotal Recycling Personnel Services	387,347	395,976	396,057	413,192	445,118	451,286	478,000	505,000	532,000	561,000	590,000	611,000	633,000	655,000	677,000	700,000
			532 25-0 Tipping Fees	60,000	58,793	54,335	45,681	34,422	37,864	40,000	441,000	469,000	498,000	528,000	549,000	571,000	594,000	618,000	643,000
			532 23-0 Vehicle Operations/Maint	191,109	157,062	121,671	157,790	195,853	179,965	190,000	201,000	212,000	223,000	234,000	241,000	248,000	255,000	263,000	271,000
			532 32-0 Vehicle Replacement Fee	51,009	82,564	113,700	123,284	123,284	132,793	140,000	148,000	156,000	164,000	172,000	177,000	182,000	187,000	193,000	199,000
			All Other Recycling Supplies and Services	65,892	81,954	92,616	98,813	94,167	141,057	147,000	156,000	165,000	174,000	183,000	188,000	193,000	198,000	203,000	208,000
			Subtotal Recycling Administrative	52,220	59,985	52,340	54,594	60,819	65,920	68,000	70,000	72,000	74,000	76,000	78,000	80,000	82,000	84,000	86,000
			Subtotal Recycling Machinery/Equip	15,462	10,214	6,941	13,642	27,684	24,290	26,000	27,000	28,000	29,000	30,000	31,000	32,000	33,000	34,000	35,000
			Subtotal Recycling Interdepartmental	65,243	65,798	29,611	30,001	30,729	30,786	32,000	33,000	34,000	35,000	36,000	37,000	38,000	39,000	40,000	41,000
			Total Operating Expenses Recycling	**888,282**	**912,346**	**867,271**	**936,997**	**1,012,075**	**1,063,961**	**1,121,000**	**1,581,000**	**1,668,000**	**1,758,000**	**1,849,000**	**1,912,000**	**1,977,000**	**2,043,000**	**2,112,000**	**2,183,000**
		Fund 558 - Green Waste	Subtotal Green Waste Personnel Services	280,951	305,937	270,207	310,295	313,783	348,399	370,000	392,000	414,000	438,000	462,000	478,000	496,000	514,000	532,000	551,000
			532 25-0 Tipping Fees	70,061	61,638	63,243	70,766	69,010	75,911	83,000	91,000	99,000	108,000	118,000	126,000	135,000	144,000	154,000	165,000
			532 23-0 Vehicle Operations/Maint	196,166	156,597	169,822	141,215	164,077	141,518	149,000	157,000	165,000	174,000	183,000	188,000	194,000	200,000	206,000	212,000
			532 32-0 Vehicle Replacement Fee	74,801	70,527	50,432	79,441	79,441	114,567	121,000	128,000	135,000	142,000	149,000	153,000	158,000	163,000	168,000	173,000
			All Other Green Waste Supplies and Services	39,349	47,879	40,448	40,307	48,749	135,055	143,000	150,000	157,000	165,000	173,000	178,000	183,000	188,000	193,000	198,000
			Subtotal Green Waste Administrative	44,107	49,839	44,386	45,408	50,132	55,397	57,000	59,000	61,000	63,000	65,000	67,000	69,000	71,000	73,000	75,000
			Subtotal Green Waste Machinery/Equip	-	-	-	-	-	14,250	-	-	-	-	-	-	-	-	-	-
			Subtotal Green Waste Interdepartmental	30,140	30,284	12,762	13,304	13,307	26,364	27,000	28,000	29,000	30,000	31,000	32,000	33,000	34,000	35,000	36,000
			Total Operating Expenses Green Waste	**735,575**	**722,701**	**651,300**	**700,736**	**738,499**	**911,461**	**950,000**	**1,005,000**	**1,060,000**	**1,120,000**	**1,181,000**	**1,222,000**	**1,268,000**	**1,314,000**	**1,361,000**	**1,410,000**
		Storm Drain	**Total Operating Expenses Storm Drains**	**673,424**	-	-	-	-	-	-	-	-	-	-	-	-	-	-	-
		Street Sweeping	**Total Operating Expenses Street Sweeping**	**1,364,448**	**1,304,014**	**1,279,231**	**1,366,380**	**1,442,453**	**1,394,984**	**1,466,000**	**1,543,000**	**1,620,000**	**1,701,000**	**1,782,000**	**1,839,000**	**1,899,000**	**1,960,000**	**2,021,000**	**2,086,000**
		Street Trees	**Total Operating Expenses Street Trees**	-	**756,128**	**872,679**	**839,022**	**1,027,563**	**1,169,501**	**1,232,000**	**1,299,000**	**1,365,000**	**1,434,000**	**1,502,000**	**1,549,000**	**1,599,000**	**1,650,000**	**1,703,000**	**1,757,000**
		Finance	**Total Operating Expenses Finance**	**640,008**	**159,504**	**92,977**	**269,010**	**39,000**	**425,739**	-	-	-	-	-	-	-	-	-	-
		Fund 558 - New Operating Expenses	Public Works Corporate Yard Phases I and II							-	219,270	500,000	1,000,000	1,789,056	-	-	-	-	-
			Public Works Corporate Yard Phase III (20 Year Amortization)							-	-	-	-	-	589,537	589,537	589,537	589,537	589,537
			Container Maintenance Shed							40,000	-	-	-	-	-	-	-	-	-
			Fleet Mind / ERP Finance System							576,795	179,195	179,195	2,400	2,400	2,400	2,400	2,400	2,400	2,400
			New Trucks (CARB compliance)							856,000	890,240	925,850	1,757,038	1,238,880	-	-	-	-	-
			New Vehicle Replacements							22,204	153,981	291,029	551,114	734,498	734,498	734,498	734,498	734,498	734,498
			New Employees							66,000	136,000	210,000	288,000	445,000	458,000	472,000	486,000	501,000	516,000
			Container Replacement							9,000	9,000	9,000	9,000	9,000	9,000	9,000	9,000	9,000	9,000
			Litter Abatement Program							400,000	416,000	433,000	450,000	468,000	487,000	506,000	526,000	547,000	569,000
		New Operating Expenses	**Total New Operating Expenses**	-	-	-	-	-	-	**1,969,999**	**2,003,687**	**2,548,074**	**4,057,551**	**4,686,835**	**2,280,435**	**2,313,435**	**2,347,435**	**2,383,435**	**2,420,435**
		Total Operating Expenses Fund 558		**12,382,245**	**12,004,571**	**12,582,254**	**12,561,099**	**13,579,469**	**16,201,703**	**17,303,999**	**18,591,687**	**20,024,074**	**22,465,551**	**24,032,835**	**22,281,435**	**23,000,435**	**23,739,435**	**24,504,435**	**25,294,435**
	Fund 562	**Total Operating Expenses Fund 562**		-	-	-	**304,524**	**93,685**	**118,035**	**192,598**	**202,734**	**182,461**	**182,461**	**162,188**	**167,000**	**172,000**	**177,000**	**182,000**	**187,000**
	Fund 674	**Total Operating Expenses Fund 674**		-	-	-	-	-	**921,000**	**1,581,000**	**1,783,000**	**1,726,000**	**347,000**	**1,110,000**	**1,671,000**	**979,000**	**836,000**	**1,316,000**	**2,604,000**
Fund 558 Income less Operating Expenses				**(255,810)**	**285,570**	**132,217**	**721,328**	**174,138**	**(2,207,403)**	**(2,920,999)**	**683,313**	**777,926**	**(20,551)**	**127,165**	**1,878,565**	**1,159,565**	**420,565**	**(344,435)**	**(1,134,435)**
Fund 562 Income less Operating Expenses				**29,799**	**41,429**	**57,817**	**(214,216)**	**79,084**	**81,410**	**81,590**	**85,306**	**77,875**	**77,875**	**70,444**	**(69,000)**	**(74,000)**	**(79,000)**	**(84,000)**	**(89,000)**
Fund 674 Income less Operating Expenses				**837,770**	**857,449**	**795,436**	**900,538**	**910,301**	**141,744**	**(437,796)**	**(445,019)**	**(187,971)**	**1,516,114**	**1,000,498**	**479,498**	**1,214,498**	**1,401,498**	**966,498**	**(275,502)**

Attachment 3
Residential Development Fees Worksheet

Current Residential Development Fees		
Refuse and Green Waste	$	419.15
Recycling	$	92.68
Total Development Fee	$	511.83

Current Multi Family Development Fees		
Refuse and Green Waste	$	290.88
Recycling	$	-
Total Development Fee	$	290.88

Residential Developer Fee Worksheet

Assumptions

	Homes Serviced per Vehicle Per Day	Per Week
Garbage	600	3,000
Organic Waste	1,200	6,000
Recycling	900	4,500

	19/20	Spare Ratio	Adjusted Cost	Fee per SF Home	Fee per MF Home
1) Cost per Vehicle					
Garbage	$ 355,000	25%	$ 443,750	$ 147.92	
Organic Waste	$ 355,000	25%	$ 443,750	$ 73.96	
Recycling	$ 355,000	25%	$ 443,750	$ 98.61	
				$ 320.49	
2) Cost per Container					
Garbage	$ 50.00			$ 50.00	
Organic Waste	$ 50.00			$ 50.00	
Recycling	$ 50.00			$ 50.00	
				$ 150.00	
3) Other Potential Costs					
Corporation Yard Allocation for Growth				$ -	
Street Sweeping Allocation for Growth				$ 54.69	
Street Trees Allocation for Growth				$ 28.91	
Subtotal Garbage (Includes Street Sweeping and Street Trees)				$ 281.51	$ 159.99
Subtotal Organic Waste				$ 123.96	$ 70.45
Subtotal Recycling				$ 148.61	$ 84.46
Total =				$ 554.08	$ 314.89
Current Fee =				$ 511.83	$ 290.88
Percentage Adjustment =				8.25%	8.25%

Street Sweeping

		Spare Ratio	Adjusted Cost	
Cost per Vehicle	$ 350,000	25%	$ 437,500	$ 54.69

Homes serviced per vehicle

	accts/sweeper	
Street Sweeper	8,000	one street sweeper can handle 8,000 residential account lane miles currently 2 street sweepers for 16,000 residential accounts

Street Trees

		Spare Ratio	Adjusted Cost	
Cost per Vehicle	$ 185,000	25%	$ 231,250	$ 28.91

Homes serviced per vehicle

	accts/street trees truck	
Street Sweeper	8,000	one street trees truck can handle 8,000 residential account lane miles currently 2 street trees trucks for 16,000 residential accounts

Current Rates: Effective January 1, 2019
Residential Collection rates

Subscription Item	2019 Rate
90 Gal Pack-out (Single Family Units)	$96.16
64 Gal (Gray) Curbside (Single Family Unit & Multi Unit extra cans).	$25.92
90 Gal Green Waste (Green) Container	$5.57
64 Gal Recycling (Blue) Container	$5.59
90 Gal Disabled Pack-out (Single Family Unit)	$25.92
90 Gal Pack-out (Mobile home)	$92.54
90 Gal Curbside (Mobile home)	$19.77
Extra 64 Gal Refuse (Gray) Container single Residential only NOT MULTI UNITS	$16.41 per month $196.98 per year
Residential Go-Back Fee All Cans	$25.00
Residential Special Pick Up Fee Any single can or All Cans (includes extra service or refilling of cans) Courtesy call back not allowed.	$25.00
Contamination Fee (Garbage in Green or Blue can)	$25.00

Commercial and Industrial Collection Rates

Solid Waste Collection Rates

Bin Size	Frequency of Weekly Pickup						
	1	2	3	4	5	6	7
300 Gallon	$52.09	$98.95	$145.81	$192.66	$239.51	$286.37	$333.23
1 YD	$63.74	$120.51	$177.29	$234.06	$290.84	$347.60	$404.38
1.5 YD	$69.45	$131.93	$194.41	$256.88	$319.35	$381.83	$444.31
2 YD	$83.17	$159.38	$235.60	$311.82	$388.00	$464.21	$540.44
3 YD	$91.32	$175.70	$260.06	$344.43	$428.79	$513.05	$597.54
4 YD	$98.50	$190.11	$281.73	$373.32	$464.93	$556.53	$648.13
6 YD	$115.80	$224.64	$333.46	$442.31	$551.11	$659.96	$768.79
8 YD	$132.10	$257.25	$382.40	$507.54	$632.70	$757.83	$882.98

Recycling Collection Rates

Bin Size	Frequency of Weekly Pickup						
	1	2	3	4	5	6	7
300 Gallon	$44.05	$83.70	$118.93	$158.58	$198.22	$237.86	$277.51
1 YD	$54.71	$103.46	$152.20	$200.94	$249.68	$298.41	$347.17
1.5 YD	$59.63	$113.26	$166.90	$220.54	$274.17	$327.80	$366.55
2 YD	$71.40	$136.83	$202.26	$267.70	$333.10	$398.53	$463.96
3 YD	$78.40	$150.84	$223.26	$295.70	$368.11	$440.54	$512.99
4 YD	$85.41	$164.84	$244.27	$323.70	$403.13	$482.56	$561.99
6 YD	$99.41	$192.86	$286.27	$379.73	$473.13	$566.58	$660.00
8 YD	$113.42	$220.85	$280.53	$435.73	$543.17	$650.60	$758.05

Organics Collection Rates

Bin Size	Frequency of Weekly Pickup						
	1	2	3	4	5	6	7
64 Gallon	$32.40	$64.80	$97.20	$129.60	$162.00	$194.40	$226.80
300 Gallon	$55.06	$104.63	$148.66	$198.23	$247.78	$297.33	$346.89
1 YD	$68.39	$129.33	$190.25	$251.18	$312.10	$373.01	$433.96
1.5 YD	$74.54	$141.58	$208.63	$275.68	$342.71	$409.75	$458.19
2 YD	$89.25	$171.04	$252.83	$334.63	$416.38	$498.16	$579.95

Solid Waste Compactor Collection Rates							
Bin Size	Frequency of Weekly Pickup						
	1	2	3	4	5	6	7
2 YD	$166.34	$318.76	$471.20	$623.64	$776.00	$928.42	$1,080.88
3 YD	$182.64	$351.40	$520.12	$688.86	$857.58	$1,026.10	$1,195.08
4 YD	$197.00	$380.22	$563.46	$746.64	$929.86	$1,113.06	$1,296.26

Roll Off Rates	
10 Cubic Yards (16' x 8' x 3')	
20 Cubic Yards (16' x 6' x 5')	
30 Cubic Yards (18' x 8' x 6')	
MOVE CONTAINER FEE after intial placement. Customers must give specific placement instructions, or have a spotter on site.	$66.38
SCHEDULED PICK-UPS per empty plus actual landfill charges. No container rental fee and MUST KEEP Roll Off bin for at least 90 days to qualify for scheduled pick-ups.	$187.22
UNSCHEDULED PICK-UPS per empty plus actual landfill charges plus oer day container charge as shown below.	$222.86
Daily Container Rental Charge for Unscheduled Service	$5.11
UNSCHEDULED PICK-UPS additional fee for nights, weekends, or holidays	$118.80

Temporary Construction Recycle Rates (Service < 90 Days, includes Delivery & Removal)	
1 YD	$194.71
1.5 YD	$199.63
2 YD	$211.40
3 YD	$218.40
4 YD	$225.41
6 YD	$239.41
8 YD	$253.42

Special Service Rates		
Subscription Item	**Rate**	**Frequency of Charge**
Can/Bin Cleaning	$25.00	/Request
Can/Bin Re-Deliver Fee (after removal for missed payments)	$25.00	/Occurrence
Rear Loader Bulky Waste Pickup	$25.00	/Request
Roll-Off Overweight Charge	$200.00	/Occurrence
Commercial Recycling Contamination Fee	$40.40	/Occurrence + $1/CY
Return Fee	$40.00	/Occurrence

Scenario 1: Effective July 1, 2020
Residential Collection Rates

Subscription Item	2019 Rate	2020 Rate
90 Gal Pack-out (Single Family Units)	$96.16	$124.05
64 Gal (Gray) Curbside (Single Family Unit & Multi Unit extra cans).	$25.92	$33.44
90 Gal Green Waste (Green) Container	$5.57	$7.19
64 Gal Recycling (Blue) Container	$5.59	$7.21
90 Gal Disabled Pack-out (Single Family Unit)	$25.92	$33.44
90 Gal Pack-out (Mobile home)	$92.54	$119.38
90 Gal Curbside (Mobile home)	$19.77	$25.50
Extra 64 Gal Refuse (Gray) Container single Residential only NOT MULTI UNITS	$16.41 per month	$21.17 per month
	$196.98 per year	$254.10 per year
Residential Go-Back Fee All Cans	$25.00	
Residential Special Pick Up Fee Any single can or All Cans (includes extra service or refilling of cans) Courtesy call back not allowed.	$25.00	
Contamination Fee (Garbage in Green or Blue can)	$25.00	

Commercial and Industrial Collection Rates

Solid Waste Collection Rates

Bin Size	Frequency of Weekly Pickup						
	1	2	3	4	5	6	7
300 Gallon	$77.19	$137.64	$198.09	$258.53	$318.97	$379.42	$439.87
1 YD	$92.22	$165.46	$238.70	$311.94	$385.18	$458.40	$531.65
1.5 YD	$99.59	$180.19	$260.79	$341.38	$421.96	$502.56	$583.16
2 YD	$117.29	$215.60	$313.92	$412.25	$510.52	$608.83	$707.17
3 YD	$127.80	$236.65	$345.48	$454.31	$563.14	$671.83	$780.83
4 YD	$137.07	$255.24	$373.43	$491.58	$609.76	$727.92	$846.09
6 YD	$159.38	$299.79	$440.16	$580.58	$720.93	$861.35	$1,001.74
8 YD	$180.41	$341.85	$503.30	$664.73	$826.18	$987.60	$1,149.04

Recycling Collection Rates

Bin Size	Frequency of Weekly Pickup						
	1	2	3	4	5	6	7
300 Gallon	$66.82	$117.97	$163.42	$214.57	$265.70	$316.84	$367.99
1 YD	$80.58	$143.46	$206.34	$269.21	$332.09	$394.95	$457.85
1.5 YD	$86.92	$156.11	$225.30	$294.50	$363.68	$432.86	$482.85
2 YD	$102.11	$186.51	$270.92	$355.33	$439.70	$524.10	$608.51
3 YD	$111.14	$204.58	$298.01	$391.45	$484.86	$578.30	$671.76
4 YD	$120.18	$222.64	$325.11	$427.57	$530.04	$632.50	$734.97
6 YD	$138.24	$258.79	$379.29	$499.85	$620.34	$740.89	$861.40
8 YD	$156.31	$294.90	$429.30	$572.09	$710.69	$849.27	$987.88

Organics Collection Rates

Bin Size	Frequency of Weekly Pickup						
	1	2	3	4	5	6	7
64 Gallon	$51.80	$93.59	$135.39	$177.18	$218.98	$260.78	$302.57
300 Gallon	$81.03	$144.97	$201.77	$265.71	$329.63	$393.55	$457.48
1 YD	$98.22	$176.83	$255.42	$334.02	$412.61	$491.19	$569.81
1.5 YD	$106.15	$192.63	$279.13	$365.62	$452.10	$538.58	$601.06
2 YD	$125.13	$230.64	$336.14	$441.67	$547.12	$652.63	$758.14

Solid Waste Compactor Collection Rates							
Bin Size	Frequency of Weekly Pickup						
	1	2	3	4	5	6	7
2 YD	$234.58	$431.20	$627.85	$824.50	$1,021.04	$1,217.66	$1,414.34
3 YD	$255.61	$473.31	$690.95	$908.63	$1,126.28	$1,343.67	$1,561.65
4 YD	$274.13	$510.48	$746.86	$983.17	$1,219.52	$1,455.85	$1,692.18

Roll Off Rates	
10 Cubic Yards (16' x 8' x 3')	
20 Cubic Yards (16' x 6' x 5')	
30 Cubic Yards (18' x 8' x 6')	
MOVE CONTAINER FEE after intial placement. Customers must give specific placement instructions, or have a spotter on site.	$85.63
SCHEDULED PICK-UPS per empty plus actual landfill charges. No container rental fee and MUST KEEP Roll Off bin for at least 90 days to qualify for scheduled pick-ups.	$241.51
UNSCHEDULED PICK-UPS per empty plus actual landfill charges plus oer day container charge as shown below.	$287.49
Daily Container Rental Charge for Unscheduled Service	$6.59
UNSCHEDULED PICK-UPS additional fee for nights, weekends, or holidays	$153.25

Temporary Construction Recycle Rates (Service < 90 Days, includes Delivery & Removal)	
1 YD	$251.18
1.5 YD	$257.52
2 YD	$272.71
3 YD	$281.74
4 YD	$290.78
6 YD	$308.84
8 YD	$326.91

Special Service Rates		
Subscription Item	**Rate**	**Frequency of Charge**
Can/Bin Cleaning	$25.00	/Request
Can/Bin Re-Deliver Fee (after removal for missed payments)	$25.00	/Occurrence
Rear Loader Bulky Waste Pickup	$25.00	/Request
Roll-Off Overweight Charge	$258.00	/Occurrence
Commercial Recycling Contamination Fee	$52.12	/Occurrence + $1/CY
Return Fee	$51.60	/Occurrence

Scenario 1: Effective July 1, 2021
Residential Collection Rates

Subscription Item	2020 Rate	2021 Rate
90 Gal Pack-out (Single Family Units)	$124.05	$131.49
64 Gal (Gray) Curbside (Single Family Unit & Multi Unit extra cans).	$33.44	$35.44
90 Gal Green Waste (Green) Container	$7.19	$7.62
64 Gal Recycling (Blue) Container	$7.21	$7.64
90 Gal Disabled Pack-out (Single Family Unit)	$33.44	$35.44
90 Gal Pack-out (Mobile home)	$119.38	$126.54
90 Gal Curbside (Mobile home)	$25.50	$27.03
Extra 64 Gal Refuse (Gray) Container single Residential only NOT MULTI UNITS	$21.17 per month	$22.44 per month
	$254.10 per year	$269.35 per year
Residential Go-Back Fee All Cans	$25.00	
Residential Special Pick Up Fee Any single can or All Cans (includes extra service or refilling of cans) Courtesy call back not allowed.	$25.00	
Contamination Fee (Garbage in Green or Blue can)	$25.00	

Commercial and Industrial Collection Rates

Solid Waste Collection Rates

Bin Size	Frequency of Weekly Pickup						
	1	2	3	4	5	6	7
300 Gallon	$81.82	$145.90	$209.98	$274.04	$338.11	$402.19	$466.26
1 YD	$97.76	$175.39	$253.03	$330.65	$408.29	$485.91	$563.55
1.5 YD	$105.57	$191.00	$276.44	$361.86	$447.28	$532.71	$618.15
2 YD	$124.33	$228.54	$332.76	$436.98	$541.15	$645.36	$749.60
3 YD	$135.47	$250.85	$366.21	$481.57	$596.93	$712.14	$827.68
4 YD	$145.29	$270.56	$395.84	$521.08	$646.35	$771.60	$896.85
6 YD	$168.94	$317.77	$466.57	$615.41	$764.19	$913.03	$1,061.84
8 YD	$191.23	$362.36	$533.49	$704.61	$875.75	$1,046.86	$1,217.99

Recycling Collection Rates

Bin Size	Frequency of Weekly Pickup						
	1	2	3	4	5	6	7
300 Gallon	$70.83	$125.05	$173.22	$227.44	$281.65	$335.85	$390.07
1 YD	$85.41	$152.07	$218.72	$285.37	$352.01	$418.65	$485.32
1.5 YD	$92.14	$165.47	$238.82	$312.17	$385.50	$458.83	$511.82
2 YD	$108.23	$197.70	$287.17	$376.65	$466.08	$555.55	$645.02
3 YD	$117.80	$216.86	$315.89	$414.94	$513.95	$612.99	$712.06
4 YD	$127.39	$236.00	$344.61	$453.23	$561.84	$670.45	$779.07
6 YD	$146.53	$274.32	$402.05	$529.84	$657.56	$785.34	$913.08
8 YD	$165.69	$312.59	$455.06	$606.42	$753.33	$900.23	$1,047.16

Organics Collection Rates

Bin Size	Frequency of Weekly Pickup						
	1	2	3	4	5	6	7
64 Gallon	$54.90	$99.21	$143.51	$187.82	$232.12	$276.42	$320.73
300 Gallon	$85.89	$153.66	$213.88	$281.65	$349.41	$417.16	$484.93
1 YD	$104.11	$187.44	$270.75	$354.06	$437.37	$520.66	$604.00
1.5 YD	$112.52	$204.19	$295.87	$387.56	$479.23	$570.89	$637.13
2 YD	$132.64	$244.48	$356.31	$468.17	$579.95	$691.79	$803.62

Solid Waste Compactor Collection Rates							
Bin Size	Frequency of Weekly Pickup						
	1	2	3	4	5	6	7
2 YD	$248.65	$457.07	$665.52	$873.97	$1,082.30	$1,290.72	$1,499.20
3 YD	$270.94	$501.70	$732.41	$963.15	$1,193.85	$1,424.29	$1,655.35
4 YD	$290.58	$541.11	$791.68	$1,042.16	$1,292.69	$1,543.20	$1,793.71

Roll Off Rates	
10 Cubic Yards (16' x 8' x 3')	
20 Cubic Yards (16' x 6' x 5')	
30 Cubic Yards (18' x 8' x 6')	
MOVE CONTAINER FEE after intial placement. Customers must give specific placement instructions, or have a spotter on site.	$90.77
SCHEDULED PICK-UPS per empty plus actual landfill charges. No container rental fee and MUST KEEP Roll Off bin for at least 90 days to qualify for scheduled pick-ups.	$256.00
UNSCHEDULED PICK-UPS per empty plus actual landfill charges plus oer day container charge as shown below.	$304.74
Daily Container Rental Charge for Unscheduled Service	$6.99
UNSCHEDULED PICK-UPS additional fee for nights, weekends, or holidays	$162.45

Temporary Construction Recycle Rates (Service < 90 Days, includes Delivery & Removal)	
1 YD	$266.25
1.5 YD	$272.97
2 YD	$289.07
3 YD	$298.64
4 YD	$308.23
6 YD	$327.37
8 YD	$346.53

Special Service Rates		
Subscription Item	**Rate**	**Frequency of Charge**
Can/Bin Cleaning	$25.00	/Request
Can/Bin Re-Deliver Fee (after removal for missed payments)	$25.00	/Occurrence
Rear Loader Bulky Waste Pickup	$25.00	/Request
Roll-Off Overweight Charge	$273.48	/Occurrence
Commercial Recycling Contamination Fee	$55.24	/Occurrence + $1/CY
Return Fee	$54.70	/Occurrence

Scenario 1: Effective July 1, 2022
Residential Collection Rates

Subscription Item	2021 Rate	2022 Rate
90 Gal Pack-out (Single Family Units)	$131.49	$138.06
64 Gal (Gray) Curbside (Single Family Unit & Multi Unit extra cans).	$35.44	$37.22
90 Gal Green Waste (Green) Container	$7.62	$8.00
64 Gal Recycling (Blue) Container	$7.64	$8.03
90 Gal Disabled Pack-out (Single Family Unit)	$35.44	$37.22
90 Gal Pack-out (Mobile home)	$126.54	$132.87
90 Gal Curbside (Mobile home)	$27.03	$28.39
Extra 64 Gal Refuse (Gray) Container single Residential only NOT MULTI UNITS	$22.44 per month	$23.56 per month
	$269.35 per year	$282.82 per year
Residential Go-Back Fee All Cans	$25.00	
Residential Special Pick Up Fee Any single can or All Cans (includes extra service or refilling of cans) Courtesy call back not allowed.	$25.00	
Contamination Fee (Garbage in Green or Blue can)	$25.00	

Commercial and Industrial Collection Rates

Solid Waste Collection Rates

Bin Size	Frequency of Weekly Pickup						
	1	2	3	4	5	6	7
300 Gallon	$85.92	$153.20	$220.48	$287.75	$355.01	$422.30	$489.58
1 YD	$102.65	$184.15	$265.68	$347.19	$428.71	$510.20	$591.73
1.5 YD	$110.84	$200.55	$290.26	$379.95	$469.64	$559.35	$649.06
2 YD	$130.54	$239.96	$349.40	$458.83	$568.21	$677.63	$787.08
3 YD	$142.24	$263.39	$384.52	$505.65	$626.77	$747.75	$869.06
4 YD	$152.55	$284.08	$415.63	$547.13	$678.66	$810.18	$941.70
6 YD	$177.39	$333.66	$489.90	$646.19	$802.40	$958.68	$1,114.94
8 YD	$200.80	$380.48	$560.17	$739.84	$919.54	$1,099.20	$1,278.89

Recycling Collection Rates

Bin Size	Frequency of Weekly Pickup						
	1	2	3	4	5	6	7
300 Gallon	$74.38	$131.30	$181.89	$238.81	$295.73	$352.64	$409.57
1 YD	$89.68	$159.67	$229.65	$299.63	$369.61	$439.58	$509.59
1.5 YD	$96.74	$173.75	$250.76	$327.77	$404.78	$481.78	$537.41
2 YD	$113.64	$207.59	$301.53	$395.49	$489.38	$583.33	$677.27
3 YD	$123.69	$227.70	$331.68	$435.69	$539.65	$643.64	$747.67
4 YD	$133.76	$247.80	$361.85	$475.89	$589.93	$703.98	$818.02
6 YD	$153.86	$288.03	$422.15	$556.33	$690.44	$824.61	$958.74
8 YD	$173.98	$328.22	$477.81	$636.74	$791.00	$945.24	$1,099.52

Organics Collection Rates

Bin Size	Frequency of Weekly Pickup						
	1	2	3	4	5	6	7
64 Gallon	$57.65	$104.17	$150.69	$197.21	$243.72	$290.24	$336.76
300 Gallon	$90.19	$161.35	$224.58	$295.74	$366.88	$438.02	$509.18
1 YD	$109.32	$196.81	$284.29	$371.76	$459.23	$546.69	$634.20
1.5 YD	$118.15	$214.40	$310.67	$406.94	$503.19	$599.44	$668.98
2 YD	$139.27	$256.70	$374.13	$491.57	$608.95	$726.38	$843.80

Solid Waste Compactor Collection Rates							
Bin Size	Frequency of Weekly Pickup						
	1	2	3	4	5	6	7
2 YD	$261.09	$479.93	$698.79	$917.66	$1,136.42	$1,355.26	$1,574.16
3 YD	$284.49	$526.79	$769.03	$1,011.30	$1,253.55	$1,495.50	$1,738.12
4 YD	$305.11	$568.17	$831.26	$1,094.26	$1,357.33	$1,620.36	$1,883.39

Roll Off Rates	
10 Cubic Yards (16' x 8' x 3')	
20 Cubic Yards (16' x 6' x 5')	
30 Cubic Yards (18' x 8' x 6')	
MOVE CONTAINER FEE after intial placement. Customers must give specific placement instructions, or have a spotter on site.	$95.31
SCHEDULED PICK-UPS per empty plus actual landfill charges. No container rental fee and MUST KEEP Roll Off bin for at least 90 days to qualify for scheduled pick-ups.	$268.80
UNSCHEDULED PICK-UPS per empty plus actual landfill charges plus oer day container charge as shown below.	$319.98
Daily Container Rental Charge for Unscheduled Service	$7.34
UNSCHEDULED PICK-UPS additional fee for nights, weekends, or holidays	$170.57

Temporary Construction Recycle Rates (Service < 90 Days, includes Delivery & Removal)	
1 YD	$279.56
1.5 YD	$286.62
2 YD	$303.52
3 YD	$313.57
4 YD	$323.64
6 YD	$343.74
8 YD	$363.85

Special Service Rates		
Subscription Item	**Rate**	**Frequency of Charge**
Can/Bin Cleaning	$25.00	/Request
Can/Bin Re-Deliver Fee (after removal for missed payments)	$25.00	/Occurrence
Rear Loader Bulky Waste Pickup	$25.00	/Request
Roll-Off Overweight Charge	$287.15	/Occurrence
Commercial Recycling Contamination Fee	$58.01	/Occurrence + $1/CY
Return Fee	$57.43	/Occurrence

Scenario 1: Effective July 1, 2023
Residential Collection Rates

Subscription Item	2022 Rate	2023 Rate
90 Gal Pack-out (Single Family Units)	$138.06	$143.59
64 Gal (Gray) Curbside (Single Family Unit & Multi Unit extra cans).	$37.22	$38.70
90 Gal Green Waste (Green) Container	$8.00	$8.32
64 Gal Recycling (Blue) Container	$8.03	$8.35
90 Gal Disabled Pack-out (Single Family Unit)	$37.22	$38.70
90 Gal Pack-out (Mobile home)	$132.87	$138.18
90 Gal Curbside (Mobile home)	$28.39	$29.52
Extra 64 Gal Refuse (Gray) Container single Residential only NOT MULTI UNITS	$23.56 per month	$24.50 per month
	$282.82 per year	$294.13 per year
Residential Go-Back Fee All Cans	$25.00	
Residential Special Pick Up Fee Any single can or All Cans (includes extra service or refilling of cans) Courtesy call back not allowed.	$25.00	
Contamination Fee (Garbage in Green or Blue can)	$25.00	

Commercial and Industrial Collection Rates

Solid Waste Collection Rates

Bin Size	Frequency of Weekly Pickup						
	1	2	3	4	5	6	7
300 Gallon	$89.35	$159.32	$229.30	$299.26	$369.22	$439.19	$509.16
1 YD	$106.75	$191.52	$276.30	$361.07	$445.86	$530.61	$615.40
1.5 YD	$115.28	$208.57	$301.87	$395.15	$488.43	$581.72	$675.02
2 YD	$135.76	$249.56	$363.37	$477.19	$590.94	$704.73	$818.56
3 YD	$147.93	$273.93	$399.90	$525.88	$651.84	$777.66	$903.82
4 YD	$158.66	$295.45	$432.25	$569.02	$705.81	$842.59	$979.36
6 YD	$184.49	$347.01	$509.50	$672.03	$834.49	$997.03	$1,159.53
8 YD	$208.83	$395.70	$582.58	$769.43	$956.32	$1,143.17	$1,330.04

Recycling Collection Rates

Bin Size	Frequency of Weekly Pickup						
	1	2	3	4	5	6	7
300 Gallon	$77.35	$136.56	$189.16	$248.37	$307.56	$366.75	$425.95
1 YD	$93.27	$166.06	$238.84	$311.62	$384.40	$457.16	$529.97
1.5 YD	$100.61	$180.70	$260.79	$340.89	$420.97	$501.05	$558.91
2 YD	$118.19	$215.89	$313.59	$411.31	$508.96	$606.66	$704.36
3 YD	$128.64	$236.81	$344.95	$453.11	$561.24	$669.39	$777.57
4 YD	$139.11	$257.71	$376.32	$494.92	$613.53	$732.13	$850.74
6 YD	$160.01	$299.55	$439.03	$578.59	$718.05	$857.59	$997.09
8 YD	$180.93	$341.35	$496.93	$662.21	$822.64	$983.05	$1,143.50

Organics Collection Rates

Bin Size	Frequency of Weekly Pickup						
	1	2	3	4	5	6	7
64 Gallon	$59.95	$108.33	$156.71	$205.09	$253.47	$301.85	$350.23
300 Gallon	$93.79	$167.80	$233.56	$307.56	$381.55	$455.54	$529.55
1 YD	$113.69	$204.68	$295.66	$386.63	$477.60	$568.56	$659.57
1.5 YD	$122.87	$222.98	$323.09	$423.21	$523.31	$623.41	$695.74
2 YD	$144.84	$266.97	$389.09	$511.24	$633.31	$755.43	$877.56

Solid Waste Compactor Collection Rates							
Bin Size	Frequency of Weekly Pickup						
	1	2	3	4	5	6	7
2 YD	$271.53	$499.12	$726.75	$954.37	$1,181.87	$1,409.47	$1,637.12
3 YD	$295.87	$547.86	$799.79	$1,051.76	$1,303.69	$1,555.32	$1,807.64
4 YD	$317.31	$590.90	$864.51	$1,138.03	$1,411.62	$1,685.17	$1,958.73

Roll Off Rates	
10 Cubic Yards (16' x 8' x 3')	
20 Cubic Yards (16' x 6' x 5')	
30 Cubic Yards (18' x 8' x 6')	
MOVE CONTAINER FEE after intial placement. Customers must give specific placement instructions, or have a spotter on site.	$99.12
SCHEDULED PICK-UPS per empty plus actual landfill charges. No container rental fee and MUST KEEP Roll Off bin for at least 90 days to qualify for scheduled pick-ups.	$279.56
UNSCHEDULED PICK-UPS per empty plus actual landfill charges plus oer day container charge as shown below.	$332.77
Daily Container Rental Charge for Unscheduled Service	$7.63
UNSCHEDULED PICK-UPS additional fee for nights, weekends, or holidays	$177.39

Temporary Construction Recycle Rates (Service < 90 Days, includes Delivery & Removal)	
1 YD	$290.74
1.5 YD	$298.09
2 YD	$315.66
3 YD	$326.12
4 YD	$336.58
6 YD	$357.49
8 YD	$378.41

Special Service Rates		
Subscription Item	**Rate**	**Frequency of Charge**
Can/Bin Cleaning	$25.00	/Request
Can/Bin Re-Deliver Fee (after removal for missed payments)	$25.00	/Occurrence
Rear Loader Bulky Waste Pickup	$25.00	/Request
Roll-Off Overweight Charge	$298.64	/Occurrence
Commercial Recycling Contamination Fee	$60.33	/Occurrence + $1/CY
Return Fee	$59.73	/Occurrence

Scenario 1: Effective July 1, 2024
Residential Collection Rates

Subscription Item	2023 Rate	2024 Rate
90 Gal Pack-out (Single Family Units)	$143.59	$143.59
64 Gal (Gray) Curbside (Single Family Unit & Multi Unit extra cans).	$38.70	$38.70
90 Gal Green Waste (Green) Container	$8.32	$8.32
64 Gal Recycling (Blue) Container	$8.35	$8.35
90 Gal Disabled Pack-out (Single Family Unit)	$38.70	$38.70
90 Gal Pack-out (Mobile home)	$138.18	$138.18
90 Gal Curbside (Mobile home)	$29.52	$29.52
Extra 64 Gal Refuse (Gray) Container single Residential only NOT MULTI UNITS	$24.50 per month	$24.50 per month
	$294.13 per year	$294.13 per year
Residential Go-Back Fee All Cans	$25.00	
Residential Special Pick Up Fee Any single can or All Cans (includes extra service or refilling of cans) Courtesy call back not allowed.	$25.00	
Contamination Fee (Garbage in Green or Blue can)	$25.00	

Commercial and Industrial Collection Rates

Solid Waste Collection Rates

Bin Size	Frequency of Weekly Pickup						
	1	2	3	4	5	6	7
300 Gallon	$89.35	$159.32	$229.30	$299.26	$369.22	$439.19	$509.16
1 YD	$106.75	$191.52	$276.30	$361.07	$445.86	$530.61	$615.40
1.5 YD	$115.28	$208.57	$301.87	$395.15	$488.43	$581.72	$675.02
2 YD	$135.76	$249.56	$363.37	$477.19	$590.94	$704.73	$818.56
3 YD	$147.93	$273.93	$399.90	$525.88	$651.84	$777.66	$903.82
4 YD	$158.66	$295.45	$432.25	$569.02	$705.81	$842.59	$979.36
6 YD	$184.49	$347.01	$509.50	$672.03	$834.49	$997.03	$1,159.53
8 YD	$208.83	$395.70	$582.58	$769.43	$956.32	$1,143.17	$1,330.04

Recycling Collection Rates

Bin Size	Frequency of Weekly Pickup						
	1	2	3	4	5	6	7
300 Gallon	$77.35	$136.56	$189.16	$248.37	$307.56	$366.75	$425.95
1 YD	$93.27	$166.06	$238.84	$311.62	$384.40	$457.16	$529.97
1.5 YD	$100.61	$180.70	$260.79	$340.89	$420.97	$501.05	$558.91
2 YD	$118.19	$215.89	$313.59	$411.31	$508.96	$606.66	$704.36
3 YD	$128.64	$236.81	$344.95	$453.11	$561.24	$669.39	$777.57
4 YD	$139.11	$257.71	$376.32	$494.92	$613.53	$732.13	$850.74
6 YD	$160.01	$299.55	$439.03	$578.59	$718.05	$857.59	$997.09
8 YD	$180.93	$341.35	$496.93	$662.21	$822.64	$983.05	$1,143.50

Organics Collection Rates

Bin Size	Frequency of Weekly Pickup						
	1	2	3	4	5	6	7
64 Gallon	$59.95	$108.33	$156.71	$205.09	$253.47	$301.85	$350.23
300 Gallon	$93.79	$167.80	$233.56	$307.56	$381.55	$455.54	$529.55
1 YD	$113.69	$204.68	$295.66	$386.63	$477.60	$568.56	$659.57
1.5 YD	$122.87	$222.98	$323.09	$423.21	$523.31	$623.41	$695.74
2 YD	$144.84	$266.97	$389.09	$511.24	$633.31	$755.43	$877.56

Solid Waste Compactor Collection Rates							
Bin Size	Frequency of Weekly Pickup						
	1	2	3	4	5	6	7
2 YD	$271.53	$499.12	$726.75	$954.37	$1,181.87	$1,409.47	$1,637.12
3 YD	$295.87	$547.86	$799.79	$1,051.76	$1,303.69	$1,555.32	$1,807.64
4 YD	$317.31	$590.90	$864.51	$1,138.03	$1,411.62	$1,685.17	$1,958.73

Roll Off Rates	
10 Cubic Yards (16' x 8' x 3')	
20 Cubic Yards (16' x 6' x 5')	
30 Cubic Yards (18' x 8' x 6')	
MOVE CONTAINER FEE after intial placement. Customers must give specific placement instructions, or have a spotter on site.	$99.12
SCHEDULED PICK-UPS per empty plus actual landfill charges. No container rental fee and MUST KEEP Roll Off bin for at least 90 days to qualify for scheduled pick-ups.	$279.56
UNSCHEDULED PICK-UPS per empty plus actual landfill charges plus oer day container charge as shown below.	$332.77
Daily Container Rental Charge for Unscheduled Service	$7.63
UNSCHEDULED PICK-UPS additional fee for nights, weekends, or holidays	$177.39

Temporary Construction Recycle Rates (Service < 90 Days, includes Delivery & Removal)	
1 YD	$290.74
1.5 YD	$298.09
2 YD	$315.66
3 YD	$326.12
4 YD	$336.58
6 YD	$357.49
8 YD	$378.41

Special Service Rates		
Subscription Item	**Rate**	**Frequency of Charge**
Can/Bin Cleaning	$25.00	/Request
Can/Bin Re-Deliver Fee (after removal for missed payments)	$25.00	/Occurrence
Rear Loader Bulky Waste Pickup	$25.00	/Request
Roll-Off Overweight Charge	$298.64	/Occurrence
Commercial Recycling Contamination Fee	$60.33	/Occurrence + $1/CY
Return Fee	$59.73	/Occurrence

Current Rates: Effective January 1, 2019
Residential Collection rates

Subscription Item	2019 Rate
90 Gal Pack-out (Single Family Units)	$96.16
64 Gal (Gray) Curbside (Single Family Unit & Multi Unit extra cans).	$25.92
90 Gal Green Waste (Green) Container	$5.57
64 Gal Recycling (Blue) Container	$5.59
90 Gal Disabled Pack-out (Single Family Unit)	$25.92
90 Gal Pack-out (Mobile home)	$92.54
90 Gal Curbside (Mobile home)	$19.77
Extra 64 Gal Refuse (Gray) Container single Residential only NOT MULTI UNITS	$16.41 per month $196.98 per year
Residential Go-Back Fee All Cans	$25.00
Residential Special Pick Up Fee Any single can or All Cans (includes extra service or refilling of cans) Courtesy call back not allowed.	$25.00
Contamination Fee (Garbage in Green or Blue can)	$25.00

Commercial and Industrial Collection Rates

Solid Waste Collection Rates

Bin Size	Frequency of Weekly Pickup						
	1	2	3	4	5	6	7
300 Gallon	$52.09	$98.95	$145.81	$192.66	$239.51	$286.37	$333.23
1 YD	$63.74	$120.51	$177.29	$234.06	$290.84	$347.60	$404.38
1.5 YD	$69.45	$131.93	$194.41	$256.88	$319.35	$381.83	$444.31
2 YD	$83.17	$159.38	$235.60	$311.82	$388.00	$464.21	$540.44
3 YD	$91.32	$175.70	$260.06	$344.43	$428.79	$513.05	$597.54
4 YD	$98.50	$190.11	$281.73	$373.32	$464.93	$556.53	$648.13
6 YD	$115.80	$224.64	$333.46	$442.31	$551.11	$659.96	$768.79
8 YD	$132.10	$257.25	$382.40	$507.54	$632.70	$757.83	$882.98

Recycling Collection Rates

Bin Size	Frequency of Weekly Pickup						
	1	2	3	4	5	6	7
300 Gallon	$44.05	$83.70	$118.93	$158.58	$198.22	$237.86	$277.51
1 YD	$54.71	$103.46	$152.20	$200.94	$249.68	$298.41	$347.17
1.5 YD	$59.63	$113.26	$166.90	$220.54	$274.17	$327.80	$366.55
2 YD	$71.40	$136.83	$202.26	$267.70	$333.10	$398.53	$463.96
3 YD	$78.40	$150.84	$223.26	$295.70	$368.11	$440.54	$512.99
4 YD	$85.41	$164.84	$244.27	$323.70	$403.13	$482.56	$561.99
6 YD	$99.41	$192.86	$286.27	$379.73	$473.13	$566.58	$660.00
8 YD	$113.42	$220.85	$280.53	$435.73	$543.17	$650.60	$758.05

Organics Collection Rates

Bin Size	Frequency of Weekly Pickup						
	1	2	3	4	5	6	7
64 Gallon	$32.40	$64.80	$97.20	$129.60	$162.00	$194.40	$226.80
300 Gallon	$55.06	$104.63	$148.66	$198.23	$247.78	$297.33	$346.89
1 YD	$68.39	$129.33	$190.25	$251.18	$312.10	$373.01	$433.96
1.5 YD	$74.54	$141.58	$208.63	$275.68	$342.71	$409.75	$458.19
2 YD	$89.25	$171.04	$252.83	$334.63	$416.38	$498.16	$579.95

Solid Waste Compactor Collection Rates							
Bin Size	Frequency of Weekly Pickup						
	1	2	3	4	5	6	7
2 YD	$166.34	$318.76	$471.20	$623.64	$776.00	$928.42	$1,080.88
3 YD	$182.64	$351.40	$520.12	$688.86	$857.58	$1,026.10	$1,195.08
4 YD	$197.00	$380.22	$563.46	$746.64	$929.86	$1,113.06	$1,296.26

Roll Off Rates	
10 Cubic Yards (16' x 8' x 3')	
20 Cubic Yards (16' x 6' x 5')	
30 Cubic Yards (18' x 8' x 6')	
MOVE CONTAINER FEE after intial placement. Customers must give specific placement instructions, or have a spotter on site.	$66.38
SCHEDULED PICK-UPS per empty plus actual landfill charges. No container rental fee and MUST KEEP Roll Off bin for at least 90 days to qualify for scheduled pick-ups.	$187.22
UNSCHEDULED PICK-UPS per empty plus actual landfill charges plus oer day container charge as shown below.	$222.86
Daily Container Rental Charge for Unscheduled Service	$5.11
UNSCHEDULED PICK-UPS additional fee for nights, weekends, or holidays	$118.80

Temporary Construction Recycle Rates (Service < 90 Days, includes Delivery & Removal)	
1 YD	$194.71
1.5 YD	$199.63
2 YD	$211.40
3 YD	$218.40
4 YD	$225.41
6 YD	$239.41
8 YD	$253.42

Special Service Rates		
Subscription Item	**Rate**	**Frequency of Charge**
Can/Bin Cleaning	$25.00	/Request
Can/Bin Re-Deliver Fee (after removal for missed payments)	$25.00	/Occurrence
Rear Loader Bulky Waste Pickup	$25.00	/Request
Roll-Off Overweight Charge	$200.00	/Occurrence
Commercial Recycling Contamination Fee	$40.40	/Occurrence + $1/CY
Return Fee	$40.00	/Occurrence

Scenario 2: Effective July 1, 2020
Residential Collection Rates

Subscription Item	2019 Rate	2020 Rate
90 Gal Pack-out (Single Family Units)	$96.16	$108.18
64 Gal (Gray) Curbside (Single Family Unit & Multi Unit extra cans).	$25.92	$29.16
90 Gal Green Waste (Green) Container	$5.57	$6.27
64 Gal Recycling (Blue) Container	$5.59	$6.29
90 Gal Disabled Pack-out (Single Family Unit)	$25.92	$29.16
90 Gal Pack-out (Mobile home)	$92.54	$104.11
90 Gal Curbside (Mobile home)	$19.77	$22.24
Extra 64 Gal Refuse (Gray) Container single Residential only NOT MULTI UNITS	$16.41 per month	$18.46 per month
	$196.98 per year	$221.60 per year
Residential Go-Back Fee All Cans	$25.00	
Residential Special Pick Up Fee Any single can or All Cans (includes extra service or refilling of cans) Courtesy call back not allowed.	$25.00	
Contamination Fee (Garbage in Green or Blue can)	$25.00	

Commercial and Industrial Collection Rates

Solid Waste Collection Rates

Bin Size	Frequency of Weekly Pickup						
	1	2	3	4	5	6	7
300 Gallon	$68.60	$121.32	$174.03	$226.74	$279.45	$332.17	$384.89
1 YD	$81.71	$145.57	$209.45	$273.32	$337.20	$401.05	$464.93
1.5 YD	$88.13	$158.42	$228.71	$298.99	$369.27	$439.56	$509.85
2 YD	$103.57	$189.30	$275.05	$360.80	$446.50	$532.24	$618.00
3 YD	$112.74	$207.66	$302.57	$397.48	$492.39	$587.18	$682.23
4 YD	$120.81	$223.87	$326.95	$429.99	$533.05	$636.10	$739.15
6 YD	$140.28	$262.72	$385.14	$507.60	$630.00	$752.46	$874.89
8 YD	$158.61	$299.41	$440.20	$580.98	$721.79	$862.56	$1,003.35

Recycling Collection Rates

Bin Size	Frequency of Weekly Pickup						
	1	2	3	4	5	6	7
300 Gallon	$59.56	$104.16	$143.80	$188.40	$233.00	$277.59	$322.20
1 YD	$71.55	$126.39	$181.23	$236.06	$290.89	$345.71	$400.57
1.5 YD	$77.08	$137.42	$197.76	$258.11	$318.44	$378.78	$422.37
2 YD	$90.33	$163.93	$237.54	$311.16	$384.74	$458.35	$531.96
3 YD	$98.20	$179.70	$261.17	$342.66	$424.12	$505.61	$587.11
4 YD	$106.09	$195.45	$284.80	$374.16	$463.52	$552.88	$642.24
6 YD	$121.84	$226.97	$332.05	$437.20	$542.27	$647.40	$752.50
8 YD	$137.60	$258.46	$375.67	$500.20	$621.07	$741.93	$862.81

Organics Collection Rates

Bin Size	Frequency of Weekly Pickup						
	1	2	3	4	5	6	7
64 Gallon	$46.45	$82.90	$119.35	$155.80	$192.25	$228.70	$265.15
300 Gallon	$71.95	$127.70	$177.25	$233.00	$288.75	$344.49	$400.25
1 YD	$86.94	$155.49	$224.03	$292.57	$361.11	$429.64	$498.21
1.5 YD	$93.85	$169.27	$244.70	$320.13	$395.55	$470.97	$525.46
2 YD	$110.41	$202.42	$294.43	$386.45	$478.42	$570.43	$662.44

Solid Waste Compactor Collection Rates							
Bin Size	Frequency of Weekly Pickup						
	1	2	3	4	5	6	7
2 YD	$207.13	$378.61	$550.10	$721.60	$893.00	$1,064.47	$1,235.99
3 YD	$225.47	$415.33	$605.14	$794.97	$984.78	$1,174.36	$1,364.47
4 YD	$241.63	$447.75	$653.89	$859.97	$1,066.09	$1,272.19	$1,478.29

Roll Off Rates	
10 Cubic Yards (16' x 8' x 3')	
20 Cubic Yards (16' x 6' x 5')	
30 Cubic Yards (18' x 8' x 6')	
MOVE CONTAINER FEE after intial placement. Customers must give specific placement instructions, or have a spotter on site.	$74.68
SCHEDULED PICK-UPS per empty plus actual landfill charges. No container rental fee and MUST KEEP Roll Off bin for at least 90 days to qualify for scheduled pick-ups.	$210.62
UNSCHEDULED PICK-UPS per empty plus actual landfill charges plus oer day container charge as shown below.	$250.72
Daily Container Rental Charge for Unscheduled Service	$5.75
UNSCHEDULED PICK-UPS additional fee for nights, weekends, or holidays	$133.65

Temporary Construction Recycle Rates (Service < 90 Days, includes Delivery & Removal)	
1 YD	$219.05
1.5 YD	$224.58
2 YD	$237.83
3 YD	$245.70
4 YD	$253.59
6 YD	$269.34
8 YD	$285.10

Special Service Rates		
Subscription Item	**Rate**	**Frequency of Charge**
Can/Bin Cleaning	$25.00	/Request
Can/Bin Re-Deliver Fee (after removal for missed payments)	$25.00	/Occurrence
Rear Loader Bulky Waste Pickup	$25.00	/Request
Roll-Off Overweight Charge	$225.00	/Occurrence
Commercial Recycling Contamination Fee	$45.45	/Occurrence + $1/CY
Return Fee	$45.00	/Occurrence

Scenario 2: Effective July 1, 2021
Residential Collection Rates

Subscription Item	2020 Rate	2021 Rate
90 Gal Pack-out (Single Family Units)	$108.18	$121.70
64 Gal (Gray) Curbside (Single Family Unit & Multi Unit extra cans).	$29.16	$32.81
90 Gal Green Waste (Green) Container	$6.27	$7.05
64 Gal Recycling (Blue) Container	$6.29	$7.07
90 Gal Disabled Pack-out (Single Family Unit)	$29.16	$32.81
90 Gal Pack-out (Mobile home)	$104.11	$117.12
90 Gal Curbside (Mobile home)	$22.24	$25.02
Extra 64 Gal Refuse (Gray) Container single Residential only NOT MULTI UNITS	$18.46 per month	$20.77 per month
	$221.60 per year	$249.30 per year
Residential Go-Back Fee All Cans	$25.00	
Residential Special Pick Up Fee Any single can or All Cans (includes extra service or refilling of cans) Courtesy call back not allowed.	$25.00	
Contamination Fee (Garbage in Green or Blue can)	$25.00	

Commercial and Industrial Collection Rates

Solid Waste Collection Rates

Bin Size	Frequency of Weekly Pickup						
	1	2	3	4	5	6	7
300 Gallon	$77.17	$136.48	$195.79	$255.09	$314.38	$373.69	$433.00
1 YD	$91.92	$163.77	$235.63	$307.48	$379.34	$451.18	$523.04
1.5 YD	$99.15	$178.22	$257.30	$336.36	$415.43	$494.50	$573.58
2 YD	$116.51	$212.97	$309.43	$405.90	$502.31	$598.77	$695.24
3 YD	$126.83	$233.62	$340.39	$447.17	$553.94	$660.58	$767.51
4 YD	$135.91	$251.86	$367.81	$483.73	$599.68	$715.61	$831.54
6 YD	$157.81	$295.56	$433.29	$571.05	$708.75	$846.51	$984.25
8 YD	$178.44	$336.83	$495.23	$653.61	$812.01	$970.38	$1,128.77

Recycling Collection Rates

Bin Size	Frequency of Weekly Pickup						
	1	2	3	4	5	6	7
300 Gallon	$67.00	$117.18	$161.77	$211.95	$262.12	$312.29	$362.47
1 YD	$80.49	$142.19	$203.88	$265.56	$327.25	$388.93	$450.64
1.5 YD	$86.72	$154.59	$222.48	$290.37	$358.25	$426.12	$475.16
2 YD	$101.62	$184.43	$267.24	$350.06	$432.83	$515.64	$598.45
3 YD	$110.48	$202.16	$293.81	$385.50	$477.14	$568.81	$660.50
4 YD	$119.35	$219.88	$320.40	$420.93	$521.46	$621.99	$722.52
6 YD	$137.07	$255.34	$373.56	$491.85	$610.06	$728.33	$846.56
8 YD	$154.80	$290.76	$422.63	$562.72	$698.70	$834.67	$970.66

Organics Collection Rates

Bin Size	Frequency of Weekly Pickup						
	1	2	3	4	5	6	7
64 Gallon	$52.26	$93.26	$134.27	$175.28	$216.28	$257.29	$298.29
300 Gallon	$80.94	$143.67	$199.40	$262.13	$324.84	$387.55	$450.28
1 YD	$97.80	$174.93	$252.04	$329.14	$406.25	$483.34	$560.48
1.5 YD	$105.59	$190.43	$275.29	$360.15	$445.00	$529.84	$591.14
2 YD	$124.21	$227.72	$331.23	$434.76	$538.22	$641.74	$745.25

Solid Waste Compactor Collection Rates							
Bin Size	Frequency of Weekly Pickup						
	1	2	3	4	5	6	7
2 YD	$233.02	$425.93	$618.86	$811.79	$1,004.63	$1,197.53	$1,390.49
3 YD	$253.65	$467.24	$680.78	$894.34	$1,107.87	$1,321.16	$1,535.02
4 YD	$271.83	$503.72	$735.63	$967.47	$1,199.35	$1,431.22	$1,663.08

Roll Off Rates	
10 Cubic Yards (16' x 8' x 3')	
20 Cubic Yards (16' x 6' x 5')	
30 Cubic Yards (18' x 8' x 6')	
MOVE CONTAINER FEE after intial placement. Customers must give specific placement instructions, or have a spotter on site.	$84.01
SCHEDULED PICK-UPS per empty plus actual landfill charges. No container rental fee and MUST KEEP Roll Off bin for at least 90 days to qualify for scheduled pick-ups.	$236.95
UNSCHEDULED PICK-UPS per empty plus actual landfill charges plus oer day container charge as shown below.	$282.06
Daily Container Rental Charge for Unscheduled Service	$6.47
UNSCHEDULED PICK-UPS additional fee for nights, weekends, or holidays	$150.36

Temporary Construction Recycle Rates (Service < 90 Days, includes Delivery & Removal)	
1 YD	$246.43
1.5 YD	$252.66
2 YD	$267.55
3 YD	$276.41
4 YD	$285.28
6 YD	$303.00
8 YD	$320.73

Special Service Rates		
Subscription Item	**Rate**	**Frequency of Charge**
Can/Bin Cleaning	$25.00	/Request
Can/Bin Re-Deliver Fee (after removal for missed payments)	$25.00	/Occurrence
Rear Loader Bulky Waste Pickup	$25.00	/Request
Roll-Off Overweight Charge	$253.13	/Occurrence
Commercial Recycling Contamination Fee	$51.13	/Occurrence + $1/CY
Return Fee	$50.63	/Occurrence

Scenario 2: Effective July 1, 2022
Residential Collection Rates

Subscription Item	2021 Rate	2022 Rate
90 Gal Pack-out (Single Family Units)	$121.70	$136.92
64 Gal (Gray) Curbside (Single Family Unit & Multi Unit extra cans).	$32.81	$36.91
90 Gal Green Waste (Green) Container	$7.05	$7.93
64 Gal Recycling (Blue) Container	$7.07	$7.96
90 Gal Disabled Pack-out (Single Family Unit)	$32.81	$36.91
90 Gal Pack-out (Mobile home)	$117.12	$131.76
90 Gal Curbside (Mobile home)	$25.02	$28.15
Extra 64 Gal Refuse (Gray) Container single Residential only NOT MULTI UNITS	$20.77 per month	$23.37 per month
	$249.30 per year	$280.47 per year
Residential Go-Back Fee All Cans	$25.00	
Residential Special Pick Up Fee Any single can or All Cans (includes extra service or refilling of cans) Courtesy call back not allowed.	$25.00	
Contamination Fee (Garbage in Green or Blue can)	$25.00	

Commercial and Industrial Collection Rates

Solid Waste Collection Rates

Bin Size	Frequency of Weekly Pickup						
	1	2	3	4	5	6	7
300 Gallon	$86.82	$153.54	$220.26	$286.97	$353.68	$420.40	$487.12
1 YD	$103.41	$184.24	$265.09	$345.92	$426.76	$507.58	$588.42
1.5 YD	$111.54	$200.50	$289.46	$378.41	$467.36	$556.32	$645.28
2 YD	$131.08	$239.59	$348.11	$456.63	$565.10	$673.61	$782.15
3 YD	$142.68	$262.82	$382.94	$503.07	$623.18	$743.15	$863.45
4 YD	$152.90	$283.34	$413.79	$544.20	$674.64	$805.06	$935.48
6 YD	$177.54	$332.51	$487.45	$642.43	$797.34	$952.33	$1,107.28
8 YD	$200.74	$378.94	$557.13	$735.31	$913.51	$1,091.68	$1,269.87

Recycling Collection Rates

Bin Size	Frequency of Weekly Pickup						
	1	2	3	4	5	6	7
300 Gallon	$75.38	$131.83	$181.99	$238.45	$294.89	$351.33	$407.78
1 YD	$90.55	$159.97	$229.36	$298.76	$368.16	$437.54	$506.97
1.5 YD	$97.56	$173.92	$250.29	$326.67	$403.03	$479.39	$534.56
2 YD	$114.32	$207.48	$300.64	$393.82	$486.93	$580.09	$673.26
3 YD	$124.28	$227.43	$330.54	$433.68	$536.78	$639.91	$743.07
4 YD	$134.27	$247.36	$360.45	$473.55	$586.64	$699.74	$812.83
6 YD	$154.20	$287.26	$420.26	$553.33	$686.31	$819.37	$952.38
8 YD	$174.15	$327.11	$475.46	$633.06	$786.04	$939.00	$1,091.99

Organics Collection Rates

Bin Size	Frequency of Weekly Pickup						
	1	2	3	4	5	6	7
64 Gallon	$58.79	$104.92	$151.05	$197.18	$243.32	$289.45	$335.58
300 Gallon	$91.06	$161.62	$224.33	$294.89	$365.45	$436.00	$506.56
1 YD	$110.03	$196.79	$283.54	$370.29	$457.03	$543.76	$630.54
1.5 YD	$118.78	$214.23	$309.70	$405.17	$500.62	$596.07	$665.04
2 YD	$139.73	$256.18	$372.64	$489.10	$605.50	$721.95	$838.41

Solid Waste Compactor Collection Rates							
Bin Size	Frequency of Weekly Pickup						
	1	2	3	4	5	6	7
2 YD	$262.15	$479.17	$696.22	$913.27	$1,130.20	$1,347.22	$1,564.30
3 YD	$285.36	$525.65	$765.87	$1,006.13	$1,246.36	$1,486.30	$1,726.90
4 YD	$305.81	$566.68	$827.58	$1,088.40	$1,349.27	$1,610.12	$1,870.96

Roll Off Rates	
10 Cubic Yards (16' x 8' x 3')	
20 Cubic Yards (16' x 6' x 5')	
30 Cubic Yards (18' x 8' x 6')	
MOVE CONTAINER FEE after intial placement. Customers must give specific placement instructions, or have a spotter on site.	$94.51
SCHEDULED PICK-UPS per empty plus actual landfill charges. No container rental fee and MUST KEEP Roll Off bin for at least 90 days to qualify for scheduled pick-ups.	$266.57
UNSCHEDULED PICK-UPS per empty plus actual landfill charges plus oer day container charge as shown below.	$317.31
Daily Container Rental Charge for Unscheduled Service	$7.28
UNSCHEDULED PICK-UPS additional fee for nights, weekends, or holidays	$169.15

Temporary Construction Recycle Rates (Service < 90 Days, includes Delivery & Removal)	
1 YD	$277.23
1.5 YD	$284.24
2 YD	$301.00
3 YD	$310.96
4 YD	$320.95
6 YD	$340.88
8 YD	$360.83

Special Service Rates		
Subscription Item	**Rate**	**Frequency of Charge**
Can/Bin Cleaning	$25.00	/Request
Can/Bin Re-Deliver Fee (after removal for missed payments)	$25.00	/Occurrence
Rear Loader Bulky Waste Pickup	$25.00	/Request
Roll-Off Overweight Charge	$284.77	/Occurrence
Commercial Recycling Contamination Fee	$57.52	/Occurrence + $1/CY
Return Fee	$56.95	/Occurrence

Scenario 2: Effective July 1, 2023
Residential Collection Rates

Subscription Item	2022 Rate	2023 Rate
90 Gal Pack-out (Single Family Units)	$136.92	$147.87
64 Gal (Gray) Curbside (Single Family Unit & Multi Unit extra cans).	$36.91	$39.86
90 Gal Green Waste (Green) Container	$7.93	$8.57
64 Gal Recycling (Blue) Container	$7.96	$8.60
90 Gal Disabled Pack-out (Single Family Unit)	$36.91	$39.86
90 Gal Pack-out (Mobile home)	$131.76	$142.30
90 Gal Curbside (Mobile home)	$28.15	$30.40
Extra 64 Gal Refuse (Gray) Container single Residential only NOT MULTI UNITS	$23.37 per month	$25.23 per month
	$280.47 per year	$302.90 per year
Residential Go-Back Fee All Cans	$25.00	
Residential Special Pick Up Fee Any single can or All Cans (includes extra service or refilling of cans) Courtesy call back not allowed.	$25.00	
Contamination Fee (Garbage in Green or Blue can)	$25.00	

Commercial and Industrial Collection Rates

Solid Waste Collection Rates

Bin Size	Frequency of Weekly Pickup						
	1	2	3	4	5	6	7
300 Gallon	$93.77	$165.82	$237.88	$309.93	$381.98	$454.03	$526.09
1 YD	$111.68	$198.98	$286.29	$373.59	$460.90	$548.19	$635.50
1.5 YD	$120.46	$216.54	$312.62	$408.68	$504.74	$600.82	$696.90
2 YD	$141.56	$258.75	$375.96	$493.17	$610.31	$727.50	$844.72
3 YD	$154.09	$283.85	$413.57	$543.31	$673.03	$802.60	$932.53
4 YD	$165.14	$306.01	$446.89	$587.74	$728.61	$869.46	$1,010.32
6 YD	$191.74	$359.11	$526.44	$693.82	$861.13	$1,028.51	$1,195.86
8 YD	$216.80	$409.25	$601.70	$794.13	$986.59	$1,179.01	$1,371.46

Recycling Collection Rates

Bin Size	Frequency of Weekly Pickup						
	1	2	3	4	5	6	7
300 Gallon	$81.41	$142.38	$196.55	$257.52	$318.48	$379.43	$440.41
1 YD	$97.80	$172.76	$247.71	$322.66	$397.61	$472.54	$547.52
1.5 YD	$105.36	$187.83	$270.32	$352.80	$435.27	$517.74	$577.33
2 YD	$123.46	$224.08	$324.69	$425.32	$525.89	$626.50	$727.12
3 YD	$134.23	$245.62	$356.98	$468.38	$579.72	$691.10	$802.51
4 YD	$145.01	$267.15	$389.29	$511.43	$633.58	$755.72	$877.86
6 YD	$166.53	$310.24	$453.88	$597.59	$741.22	$884.92	$1,028.57
8 YD	$188.08	$353.28	$513.49	$683.71	$848.92	$1,014.12	$1,179.35

Organics Collection Rates

Bin Size	Frequency of Weekly Pickup						
	1	2	3	4	5	6	7
64 Gallon	$63.49	$113.31	$163.14	$212.96	$262.78	$312.60	$362.43
300 Gallon	$98.34	$174.55	$242.27	$318.49	$394.68	$470.88	$547.09
1 YD	$118.83	$212.54	$306.22	$399.91	$493.60	$587.26	$680.99
1.5 YD	$128.29	$231.37	$334.48	$437.58	$540.67	$643.76	$718.24
2 YD	$150.91	$276.68	$402.45	$528.23	$653.94	$779.71	$905.48

Solid Waste Compactor Collection Rates							
Bin Size	Frequency of Weekly Pickup						
	1	2	3	4	5	6	7
2 YD	$283.12	$517.51	$751.92	$986.33	$1,220.62	$1,455.00	$1,689.44
3 YD	$308.19	$567.70	$827.14	$1,086.62	$1,346.07	$1,605.21	$1,865.05
4 YD	$330.27	$612.01	$893.79	$1,175.47	$1,457.22	$1,738.93	$2,020.64

Roll Off Rates	
10 Cubic Yards (16' x 8' x 3')	
20 Cubic Yards (16' x 6' x 5')	
30 Cubic Yards (18' x 8' x 6')	
MOVE CONTAINER FEE after intial placement. Customers must give specific placement instructions, or have a spotter on site.	$102.07
SCHEDULED PICK-UPS per empty plus actual landfill charges. No container rental fee and MUST KEEP Roll Off bin for at least 90 days to qualify for scheduled pick-ups.	$287.89
UNSCHEDULED PICK-UPS per empty plus actual landfill charges plus oer day container charge as shown below.	$342.70
Daily Container Rental Charge for Unscheduled Service	$7.86
UNSCHEDULED PICK-UPS additional fee for nights, weekends, or holidays	$182.68

Temporary Construction Recycle Rates (Service < 90 Days, includes Delivery & Removal)	
1 YD	$299.41
1.5 YD	$306.98
2 YD	$325.08
3 YD	$335.84
4 YD	$346.62
6 YD	$368.15
8 YD	$389.69

Special Service Rates		
Subscription Item	**Rate**	**Frequency of Charge**
Can/Bin Cleaning	$25.00	/Request
Can/Bin Re-Deliver Fee (after removal for missed payments)	$25.00	/Occurrence
Rear Loader Bulky Waste Pickup	$25.00	/Request
Roll-Off Overweight Charge	$307.55	/Occurrence
Commercial Recycling Contamination Fee	$62.12	/Occurrence + $1/CY
Return Fee	$61.51	/Occurrence

Scenario 2: Effective July 1, 2024
Residential Collection Rates

Subscription Item	2023 Rate	2024 Rate
90 Gal Pack-out (Single Family Units)	$147.87	$147.87
64 Gal (Gray) Curbside (Single Family Unit & Multi Unit extra cans).	$39.86	$39.86
90 Gal Green Waste (Green) Container	$8.57	$8.57
64 Gal Recycling (Blue) Container	$8.60	$8.60
90 Gal Disabled Pack-out (Single Family Unit)	$39.86	$39.86
90 Gal Pack-out (Mobile home)	$142.30	$142.30
90 Gal Curbside (Mobile home)	$30.40	$30.40
Extra 64 Gal Refuse (Gray) Container single Residential only NOT MULTI UNITS	$25.23 per month	$25.23 per month
	$302.90 per year	$302.90 per year
Residential Go-Back Fee All Cans	$25.00	
Residential Special Pick Up Fee Any single can or All Cans (includes extra service or refilling of cans) Courtesy call back not allowed.	$25.00	
Contamination Fee (Garbage in Green or Blue can)	$25.00	

Commercial and Industrial Collection Rates

Solid Waste Collection Rates

Bin Size	Frequency of Weekly Pickup						
	1	2	3	4	5	6	7
300 Gallon	$93.77	$165.82	$237.88	$309.93	$381.98	$454.03	$526.09
1 YD	$111.68	$198.98	$286.29	$373.59	$460.90	$548.19	$635.50
1.5 YD	$120.46	$216.54	$312.62	$408.68	$504.74	$600.82	$696.90
2 YD	$141.56	$258.75	$375.96	$493.17	$610.31	$727.50	$844.72
3 YD	$154.09	$283.85	$413.57	$543.31	$673.03	$802.60	$932.53
4 YD	$165.14	$306.01	$446.89	$587.74	$728.61	$869.46	$1,010.32
6 YD	$191.74	$359.11	$526.44	$693.82	$861.13	$1,028.51	$1,195.86
8 YD	$216.80	$409.25	$601.70	$794.13	$986.59	$1,179.01	$1,371.46

Recycling Collection Rates

Bin Size	Frequency of Weekly Pickup						
	1	2	3	4	5	6	7
300 Gallon	$81.41	$142.38	$196.55	$257.52	$318.48	$379.43	$440.41
1 YD	$97.80	$172.76	$247.71	$322.66	$397.61	$472.54	$547.52
1.5 YD	$105.36	$187.83	$270.32	$352.80	$435.27	$517.74	$577.33
2 YD	$123.46	$224.08	$324.69	$425.32	$525.89	$626.50	$727.12
3 YD	$134.23	$245.62	$356.98	$468.38	$579.72	$691.10	$802.51
4 YD	$145.01	$267.15	$389.29	$511.43	$633.58	$755.72	$877.86
6 YD	$166.53	$310.24	$453.88	$597.59	$741.22	$884.92	$1,028.57
8 YD	$188.08	$353.28	$513.49	$683.71	$848.92	$1,014.12	$1,179.35

Organics Collection Rates

Bin Size	Frequency of Weekly Pickup						
	1	2	3	4	5	6	7
64 Gallon	$63.49	$113.31	$163.14	$212.96	$262.78	$312.60	$362.43
300 Gallon	$98.34	$174.55	$242.27	$318.49	$394.68	$470.88	$547.09
1 YD	$118.83	$212.54	$306.22	$399.91	$493.60	$587.26	$680.99
1.5 YD	$128.29	$231.37	$334.48	$437.58	$540.67	$643.76	$718.24
2 YD	$150.91	$276.68	$402.45	$528.23	$653.94	$779.71	$905.48

Solid Waste Compactor Collection Rates							
Bin Size	Frequency of Weekly Pickup						
	1	2	3	4	5	6	7
2 YD	$283.12	$517.51	$751.92	$986.33	$1,220.62	$1,455.00	$1,689.44
3 YD	$308.19	$567.70	$827.14	$1,086.62	$1,346.07	$1,605.21	$1,865.05
4 YD	$330.27	$612.01	$893.79	$1,175.47	$1,457.22	$1,738.93	$2,020.64

Roll Off Rates	
10 Cubic Yards (16' x 8' x 3')	
20 Cubic Yards (16' x 6' x 5')	
30 Cubic Yards (18' x 8' x 6')	
MOVE CONTAINER FEE after intial placement. Customers must give specific placement instructions, or have a spotter on site.	$102.07
SCHEDULED PICK-UPS per empty plus actual landfill charges. No container rental fee and MUST KEEP Roll Off bin for at least 90 days to qualify for scheduled pick-ups.	$287.89
UNSCHEDULED PICK-UPS per empty plus actual landfill charges plus oer day container charge as shown below.	$342.70
Daily Container Rental Charge for Unscheduled Service	$7.86
UNSCHEDULED PICK-UPS additional fee for nights, weekends, or holidays	$182.68

Temporary Construction Recycle Rates (Service < 90 Days, includes Delivery & Removal)	
1 YD	$299.41
1.5 YD	$306.98
2 YD	$325.08
3 YD	$335.84
4 YD	$346.62
6 YD	$368.15
8 YD	$389.69

Special Service Rates		
Subscription Item	**Rate**	**Frequency of Charge**
Can/Bin Cleaning	$25.00	/Request
Can/Bin Re-Deliver Fee (after removal for missed payments)	$25.00	/Occurrence
Rear Loader Bulky Waste Pickup	$25.00	/Request
Roll-Off Overweight Charge	$307.55	/Occurrence
Commercial Recycling Contamination Fee	$62.12	/Occurrence + $1/CY
Return Fee	$61.51	/Occurrence

Current Rates: Effective January 1, 2019
Residential Collection rates

Subscription Item	2019 Rate
90 Gal Pack-out (Single Family Units)	$96.16
64 Gal (Gray) Curbside (Single Family Unit & Multi Unit extra cans).	$25.92
90 Gal Green Waste (Green) Container	$5.57
64 Gal Recycling (Blue) Container	$5.59
90 Gal Disabled Pack-out (Single Family Unit)	$25.92
90 Gal Pack-out (Mobile home)	$92.54
90 Gal Curbside (Mobile home)	$19.77
Extra 64 Gal Refuse (Gray) Container single Residential only NOT MULTI UNITS	$16.41 per month $196.98 per year
Residential Go-Back Fee All Cans	$25.00
Residential Special Pick Up Fee Any single can or All Cans (includes extra service or refilling of cans) Courtesy call back not allowed.	$25.00
Contamination Fee (Garbage in Green or Blue can)	$25.00

Commercial and Industrial Collection Rates

Solid Waste Collection Rates

Bin Size	Frequency of Weekly Pickup						
	1	2	3	4	5	6	7
300 Gallon	$52.09	$98.95	$145.81	$192.66	$239.51	$286.37	$333.23
1 YD	$63.74	$120.51	$177.29	$234.06	$290.84	$347.60	$404.38
1.5 YD	$69.45	$131.93	$194.41	$256.88	$319.35	$381.83	$444.31
2 YD	$83.17	$159.38	$235.60	$311.82	$388.00	$464.21	$540.44
3 YD	$91.32	$175.70	$260.06	$344.43	$428.79	$513.05	$597.54
4 YD	$98.50	$190.11	$281.73	$373.32	$464.93	$556.53	$648.13
6 YD	$115.80	$224.64	$333.46	$442.31	$551.11	$659.96	$768.79
8 YD	$132.10	$257.25	$382.40	$507.54	$632.70	$757.83	$882.98

Recycling Collection Rates

Bin Size	Frequency of Weekly Pickup						
	1	2	3	4	5	6	7
300 Gallon	$44.05	$83.70	$118.93	$158.58	$198.22	$237.86	$277.51
1 YD	$54.71	$103.46	$152.20	$200.94	$249.68	$298.41	$347.17
1.5 YD	$59.63	$113.26	$166.90	$220.54	$274.17	$327.80	$366.55
2 YD	$71.40	$136.83	$202.26	$267.70	$333.10	$398.53	$463.96
3 YD	$78.40	$150.84	$223.26	$295.70	$368.11	$440.54	$512.99
4 YD	$85.41	$164.84	$244.27	$323.70	$403.13	$482.56	$561.99
6 YD	$99.41	$192.86	$286.27	$379.73	$473.13	$566.58	$660.00
8 YD	$113.42	$220.85	$280.53	$435.73	$543.17	$650.60	$758.05

Organics Collection Rates

Bin Size	Frequency of Weekly Pickup						
	1	2	3	4	5	6	7
64 Gallon	$32.40	$64.80	$97.20	$129.60	$162.00	$194.40	$226.80
300 Gallon	$55.06	$104.63	$148.66	$198.23	$247.78	$297.33	$346.89
1 YD	$68.39	$129.33	$190.25	$251.18	$312.10	$373.01	$433.96
1.5 YD	$74.54	$141.58	$208.63	$275.68	$342.71	$409.75	$458.19
2 YD	$89.25	$171.04	$252.83	$334.63	$416.38	$498.16	$579.95

Solid Waste Compactor Collection Rates							
Bin Size	Frequency of Weekly Pickup						
	1	2	3	4	5	6	7
2 YD	$166.34	$318.76	$471.20	$623.64	$776.00	$928.42	$1,080.88
3 YD	$182.64	$351.40	$520.12	$688.86	$857.58	$1,026.10	$1,195.08
4 YD	$197.00	$380.22	$563.46	$746.64	$929.86	$1,113.06	$1,296.26

Roll Off Rates	
10 Cubic Yards (16' x 8' x 3')	
20 Cubic Yards (16' x 6' x 5')	
30 Cubic Yards (18' x 8' x 6')	
MOVE CONTAINER FEE after intial placement. Customers must give specific placement instructions, or have a spotter on site.	$66.38
SCHEDULED PICK-UPS per empty plus actual landfill charges. No container rental fee and MUST KEEP Roll Off bin for at least 90 days to qualify for scheduled pick-ups.	$187.22
UNSCHEDULED PICK-UPS per empty plus actual landfill charges plus oer day container charge as shown below.	$222.86
Daily Container Rental Charge for Unscheduled Service	$5.11
UNSCHEDULED PICK-UPS additional fee for nights, weekends, or holidays	$118.80

Temporary Construction Recycle Rates (Service < 90 Days, includes Delivery & Removal)	
1 YD	$194.71
1.5 YD	$199.63
2 YD	$211.40
3 YD	$218.40
4 YD	$225.41
6 YD	$239.41
8 YD	$253.42

Special Service Rates		
Subscription Item	**Rate**	**Frequency of Charge**
Can/Bin Cleaning	$25.00	/Request
Can/Bin Re-Deliver Fee (after removal for missed payments)	$25.00	/Occurrence
Rear Loader Bulky Waste Pickup	$25.00	/Request
Roll-Off Overweight Charge	$200.00	/Occurrence
Commercial Recycling Contamination Fee	$40.40	/Occurrence + $1/CY
Return Fee	$40.00	/Occurrence

Scenario 2: Effective July 1, 2020
Residential Collection Rates

Subscription Item	2019 Rate	2020 Rate
90 Gal Pack-out (Single Family Units)	$96.16	$115.39
64 Gal (Gray) Curbside (Single Family Unit & Multi Unit extra cans).	$25.92	$31.10
90 Gal Green Waste (Green) Container	$5.57	$6.68
64 Gal Recycling (Blue) Container	$5.59	$6.71
90 Gal Disabled Pack-out (Single Family Unit)	$25.92	$31.10
90 Gal Pack-out (Mobile home)	$92.54	$111.05
90 Gal Curbside (Mobile home)	$19.77	$23.72
Extra 64 Gal Refuse (Gray) Container single Residential only NOT MULTI UNITS	$16.41 per month	$19.69 per month
	$196.98 per year	$236.38 per year
Residential Go-Back Fee All Cans	$25.00	
Residential Special Pick Up Fee Any single can or All Cans (includes extra service or refilling of cans) Courtesy call back not allowed.	$25.00	
Contamination Fee (Garbage in Green or Blue can)	$25.00	

Commercial and Industrial Collection Rates

Solid Waste Collection Rates

Bin Size	Frequency of Weekly Pickup						
	1	2	3	4	5	6	7
300 Gallon	$80.32	$143.58	$206.84	$270.09	$333.34	$396.60	$459.86
1 YD	$96.05	$172.69	$249.34	$325.98	$402.63	$479.26	$555.91
1.5 YD	$103.76	$188.11	$272.45	$356.79	$441.12	$525.47	$609.82
2 YD	$122.28	$225.16	$328.06	$430.96	$533.80	$636.68	$739.59
3 YD	$133.28	$247.20	$361.08	$474.98	$588.87	$702.62	$816.68
4 YD	$142.98	$266.65	$390.34	$513.98	$637.66	$761.32	$884.98
6 YD	$166.33	$313.26	$460.17	$607.12	$754.00	$900.95	$1,047.87
8 YD	$188.34	$357.29	$526.24	$695.18	$864.15	$1,033.07	$1,202.02

Recycling Collection Rates

Bin Size	Frequency of Weekly Pickup						
	1	2	3	4	5	6	7
300 Gallon	$69.47	$123.00	$170.56	$224.08	$277.60	$331.11	$384.64
1 YD	$83.86	$149.67	$215.47	$281.27	$347.07	$412.85	$478.68
1.5 YD	$90.50	$162.90	$235.32	$307.73	$380.13	$452.53	$504.84
2 YD	$106.39	$194.72	$283.05	$371.40	$459.69	$548.02	$636.35
3 YD	$115.84	$213.63	$311.40	$409.20	$506.95	$604.73	$702.54
4 YD	$125.30	$232.53	$339.76	$447.00	$554.23	$661.46	$768.69
6 YD	$144.20	$270.36	$396.46	$522.64	$648.73	$774.88	$901.00
8 YD	$163.12	$308.15	$448.80	$598.24	$743.28	$888.31	$1,033.37

Organics Collection Rates

Bin Size	Frequency of Weekly Pickup						
	1	2	3	4	5	6	7
64 Gallon	$53.74	$97.48	$141.22	$184.96	$228.70	$272.44	$316.18
300 Gallon	$84.33	$151.24	$210.69	$277.60	$344.50	$411.39	$478.30
1 YD	$102.32	$184.59	$266.84	$349.09	$431.34	$513.57	$595.85
1.5 YD	$110.63	$201.13	$291.64	$382.16	$472.66	$563.16	$628.55
2 YD	$130.49	$240.90	$351.31	$461.74	$572.11	$682.52	$792.93

Solid Waste Compactor Collection Rates							
Bin Size	Frequency of Weekly Pickup						
	1	2	3	4	5	6	7
2 YD	$244.56	$450.33	$656.12	$861.91	$1,067.60	$1,273.37	$1,479.19
3 YD	$266.56	$494.39	$722.16	$949.96	$1,177.73	$1,405.24	$1,633.36
4 YD	$285.95	$533.30	$780.67	$1,027.96	$1,275.31	$1,522.63	$1,769.95

Roll Off Rates	
10 Cubic Yards (16' x 8' x 3')	
20 Cubic Yards (16' x 6' x 5')	
30 Cubic Yards (18' x 8' x 6')	
MOVE CONTAINER FEE after intial placement. Customers must give specific placement instructions, or have a spotter on site.	$89.61
SCHEDULED PICK-UPS per empty plus actual landfill charges. No container rental fee and MUST KEEP Roll Off bin for at least 90 days to qualify for scheduled pick-ups.	$252.75
UNSCHEDULED PICK-UPS per empty plus actual landfill charges plus oer day container charge as shown below.	$300.86
Daily Container Rental Charge for Unscheduled Service	$6.90
UNSCHEDULED PICK-UPS additional fee for nights, weekends, or holidays	$160.38

Temporary Construction Recycle Rates (Service < 90 Days, includes Delivery & Removal)	
1 YD	$262.86
1.5 YD	$269.50
2 YD	$285.39
3 YD	$294.84
4 YD	$304.30
6 YD	$323.20
8 YD	$342.12

Special Service Rates		
Subscription Item	**Rate**	**Frequency of Charge**
Can/Bin Cleaning	$25.00	/Request
Can/Bin Re-Deliver Fee (after removal for missed payments)	$25.00	/Occurrence
Rear Loader Bulky Waste Pickup	$25.00	/Request
Roll-Off Overweight Charge	$270.00	/Occurrence
Commercial Recycling Contamination Fee	$54.54	/Occurrence + $1/CY
Return Fee	$54.00	/Occurrence

Scenario 2: Effective July 1, 2021
Residential Collection Rates

Subscription Item	2020 Rate	2021 Rate
90 Gal Pack-out (Single Family Units)	$115.39	$121.16
64 Gal (Gray) Curbside (Single Family Unit & Multi Unit extra cans).	$31.10	$32.66
90 Gal Green Waste (Green) Container	$6.68	$7.02
64 Gal Recycling (Blue) Container	$6.71	$7.04
90 Gal Disabled Pack-out (Single Family Unit)	$31.10	$32.66
90 Gal Pack-out (Mobile home)	$111.05	$116.60
90 Gal Curbside (Mobile home)	$23.72	$24.91
Extra 64 Gal Refuse (Gray) Container single Residential only NOT MULTI UNITS	$19.69 per month	$20.68 per month
	$236.38 per year	$248.19 per year
Residential Go-Back Fee All Cans	$25.00	
Residential Special Pick Up Fee Any single can or All Cans (includes extra service or refilling of cans) Courtesy call back not allowed.	$25.00	
Contamination Fee (Garbage in Green or Blue can)	$25.00	

Commercial and Industrial Collection Rates

Solid Waste Collection Rates

Bin Size	Frequency of Weekly Pickup						
	1	2	3	4	5	6	7
300 Gallon	$88.35	$157.94	$227.52	$297.10	$366.68	$436.26	$505.85
1 YD	$105.65	$189.96	$274.28	$358.58	$442.90	$527.19	$611.50
1.5 YD	$114.13	$206.92	$299.70	$392.47	$485.23	$578.02	$670.80
2 YD	$134.51	$247.68	$360.87	$474.05	$587.18	$700.35	$813.55
3 YD	$146.61	$271.91	$397.19	$522.48	$647.75	$772.88	$898.35
4 YD	$157.27	$293.31	$429.37	$565.38	$701.42	$837.45	$973.47
6 YD	$182.96	$344.59	$506.19	$667.83	$829.40	$991.04	$1,152.65
8 YD	$207.17	$393.02	$578.86	$764.70	$950.56	$1,136.38	$1,322.23

Recycling Collection Rates

Bin Size	Frequency of Weekly Pickup						
	1	2	3	4	5	6	7
300 Gallon	$76.41	$135.29	$187.61	$246.49	$305.36	$364.22	$423.10
1 YD	$92.24	$164.64	$237.02	$309.40	$381.77	$454.14	$526.55
1.5 YD	$99.55	$179.19	$258.85	$338.50	$418.14	$497.78	$555.33
2 YD	$117.03	$214.19	$311.36	$408.53	$505.65	$602.82	$699.98
3 YD	$127.42	$235.00	$342.54	$450.11	$557.64	$665.20	$772.79
4 YD	$137.83	$255.79	$373.74	$491.69	$609.65	$727.60	$845.56
6 YD	$158.62	$297.40	$436.11	$574.90	$713.60	$852.37	$991.10
8 YD	$179.43	$338.96	$493.68	$658.06	$817.61	$977.14	$1,136.70

Organics Collection Rates

Bin Size	Frequency of Weekly Pickup						
	1	2	3	4	5	6	7
64 Gallon	$59.11	$107.23	$155.34	$203.46	$251.57	$299.68	$347.80
300 Gallon	$92.77	$166.37	$231.76	$305.36	$378.95	$452.53	$526.13
1 YD	$112.56	$203.05	$293.52	$383.99	$474.47	$564.92	$655.43
1.5 YD	$121.69	$221.24	$320.81	$420.38	$519.93	$619.48	$691.41
2 YD	$143.54	$264.99	$386.45	$507.92	$629.32	$750.77	$872.23

Solid Waste Compactor Collection Rates							
Bin Size	Frequency of Weekly Pickup						
	1	2	3	4	5	6	7
2 YD	$269.01	$495.36	$721.73	$948.11	$1,174.36	$1,400.70	$1,627.11
3 YD	$293.22	$543.83	$794.38	$1,044.96	$1,295.51	$1,545.76	$1,796.69
4 YD	$314.55	$586.63	$858.74	$1,130.76	$1,402.84	$1,674.89	$1,946.95

Roll Off Rates	
10 Cubic Yards (16' x 8' x 3')	
20 Cubic Yards (16' x 6' x 5')	
30 Cubic Yards (18' x 8' x 6')	
MOVE CONTAINER FEE after intial placement. Customers must give specific placement instructions, or have a spotter on site.	$98.57
SCHEDULED PICK-UPS per empty plus actual landfill charges. No container rental fee and MUST KEEP Roll Off bin for at least 90 days to qualify for scheduled pick-ups.	$278.02
UNSCHEDULED PICK-UPS per empty plus actual landfill charges plus oer day container charge as shown below.	$330.95
Daily Container Rental Charge for Unscheduled Service	$7.59
UNSCHEDULED PICK-UPS additional fee for nights, weekends, or holidays	$176.42

Temporary Construction Recycle Rates (Service < 90 Days, includes Delivery & Removal)	
1 YD	$289.14
1.5 YD	$296.45
2 YD	$313.93
3 YD	$324.32
4 YD	$334.73
6 YD	$355.52
8 YD	$376.33

Special Service Rates		
Subscription Item	**Rate**	**Frequency of Charge**
Can/Bin Cleaning	$25.00	/Request
Can/Bin Re-Deliver Fee (after removal for missed payments)	$25.00	/Occurrence
Rear Loader Bulky Waste Pickup	$25.00	/Request
Roll-Off Overweight Charge	$297.00	/Occurrence
Commercial Recycling Contamination Fee	$59.99	/Occurrence + $1/CY
Return Fee	$59.40	/Occurrence

Scenario 2: Effective July 1, 2022
Residential Collection Rates

Subscription Item	2021 Rate	2022 Rate
90 Gal Pack-out (Single Family Units)	$121.16	$127.22
64 Gal (Gray) Curbside (Single Family Unit & Multi Unit extra cans).	$32.66	$34.29
90 Gal Green Waste (Green) Container	$7.02	$7.37
64 Gal Recycling (Blue) Container	$7.04	$7.40
90 Gal Disabled Pack-out (Single Family Unit)	$32.66	$34.29
90 Gal Pack-out (Mobile home)	$116.60	$122.43
90 Gal Curbside (Mobile home)	$24.91	$26.16
Extra 64 Gal Refuse (Gray) Container single Residential only NOT MULTI UNITS	$20.68 per month	$21.71 per month
	$248.19 per year	$260.60 per year
Residential Go-Back Fee All Cans	$25.00	
Residential Special Pick Up Fee Any single can or All Cans (includes extra service or refilling of cans) Courtesy call back not allowed.	$25.00	
Contamination Fee (Garbage in Green or Blue can)	$25.00	

Commercial and Industrial Collection Rates

Solid Waste Collection Rates

Bin Size	Frequency of Weekly Pickup						
	1	2	3	4	5	6	7
300 Gallon	$97.18	$173.73	$250.28	$326.81	$403.34	$479.89	$556.44
1 YD	$116.22	$208.95	$301.70	$394.44	$487.19	$579.90	$672.65
1.5 YD	$125.55	$227.61	$329.67	$431.71	$533.76	$635.82	$737.88
2 YD	$147.96	$272.45	$396.95	$521.46	$645.90	$770.39	$894.91
3 YD	$161.27	$299.11	$436.91	$574.73	$712.53	$850.17	$988.18
4 YD	$173.00	$322.64	$472.31	$621.92	$771.56	$921.19	$1,070.82
6 YD	$201.26	$379.05	$556.81	$734.61	$912.34	$1,090.14	$1,267.92
8 YD	$227.89	$432.32	$636.75	$841.17	$1,045.62	$1,250.02	$1,454.45

Recycling Collection Rates

Bin Size	Frequency of Weekly Pickup						
	1	2	3	4	5	6	7
300 Gallon	$84.06	$148.82	$206.37	$271.14	$335.89	$400.64	$465.41
1 YD	$101.47	$181.10	$260.72	$340.34	$419.95	$499.55	$579.20
1.5 YD	$109.51	$197.11	$284.73	$372.35	$459.96	$547.56	$610.86
2 YD	$128.73	$235.61	$342.49	$449.39	$556.22	$663.10	$769.98
3 YD	$140.17	$258.50	$376.80	$495.13	$613.41	$731.72	$850.07
4 YD	$151.62	$281.37	$411.12	$540.86	$670.61	$800.36	$930.11
6 YD	$174.49	$327.14	$479.72	$632.39	$784.96	$937.61	$1,090.21
8 YD	$197.37	$372.86	$543.05	$723.86	$899.37	$1,074.86	$1,250.37

Organics Collection Rates

Bin Size	Frequency of Weekly Pickup						
	1	2	3	4	5	6	7
64 Gallon	$65.03	$117.95	$170.88	$223.80	$276.73	$329.65	$382.58
300 Gallon	$102.04	$183.00	$254.94	$335.90	$416.84	$497.78	$578.74
1 YD	$123.81	$223.35	$322.87	$422.39	$521.92	$621.42	$720.98
1.5 YD	$133.86	$243.36	$352.89	$462.42	$571.92	$681.43	$760.55
2 YD	$157.89	$291.49	$425.09	$558.71	$692.25	$825.85	$959.45

Solid Waste Compactor Collection Rates							
Bin Size	Frequency of Weekly Pickup						
	1	2	3	4	5	6	7
2 YD	$295.92	$544.89	$793.91	$1,042.92	$1,291.80	$1,540.77	$1,789.82
3 YD	$322.54	$598.21	$873.82	$1,149.45	$1,425.06	$1,700.33	$1,976.36
4 YD	$346.00	$645.29	$944.61	$1,243.84	$1,543.13	$1,842.38	$2,141.64

Roll Off Rates	
10 Cubic Yards (16' x 8' x 3')	
20 Cubic Yards (16' x 6' x 5')	
30 Cubic Yards (18' x 8' x 6')	
MOVE CONTAINER FEE after intial placement. Customers must give specific placement instructions, or have a spotter on site.	$108.43
SCHEDULED PICK-UPS per empty plus actual landfill charges. No container rental fee and MUST KEEP Roll Off bin for at least 90 days to qualify for scheduled pick-ups.	$305.82
UNSCHEDULED PICK-UPS per empty plus actual landfill charges plus oer day container charge as shown below.	$364.04
Daily Container Rental Charge for Unscheduled Service	$8.35
UNSCHEDULED PICK-UPS additional fee for nights, weekends, or holidays	$194.06

Temporary Construction Recycle Rates (Service < 90 Days, includes Delivery & Removal)	
1 YD	$318.06
1.5 YD	$326.10
2 YD	$345.32
3 YD	$356.76
4 YD	$368.21
6 YD	$391.08
8 YD	$413.96

Special Service Rates		
Subscription Item	**Rate**	**Frequency of Charge**
Can/Bin Cleaning	$25.00	/Request
Can/Bin Re-Deliver Fee (after removal for missed payments)	$25.00	/Occurrence
Rear Loader Bulky Waste Pickup	$25.00	/Request
Roll-Off Overweight Charge	$326.70	/Occurrence
Commercial Recycling Contamination Fee	$65.99	/Occurrence + $1/CY
Return Fee	$65.34	/Occurrence

Scenario 2: Effective July 1, 2023
Residential Collection Rates

Subscription Item	2022 Rate	2023 Rate
90 Gal Pack-out (Single Family Units)	$127.22	$133.58
64 Gal (Gray) Curbside (Single Family Unit & Multi Unit extra cans).	$34.29	$36.01
90 Gal Green Waste (Green) Container	$7.37	$7.74
64 Gal Recycling (Blue) Container	$7.40	$7.77
90 Gal Disabled Pack-out (Single Family Unit)	$34.29	$36.01
90 Gal Pack-out (Mobile home)	$122.43	$128.55
90 Gal Curbside (Mobile home)	$26.16	$27.46
Extra 64 Gal Refuse (Gray) Container single Residential only NOT MULTI UNITS	$21.71 per month	$22.80 per month
	$260.60 per year	$273.63 per year
Residential Go-Back Fee All Cans	$25.00	
Residential Special Pick Up Fee Any single can or All Cans (includes extra service or refilling of cans) Courtesy call back not allowed.	$25.00	
Contamination Fee (Garbage in Green or Blue can)	$25.00	

Commercial and Industrial Collection Rates

Solid Waste Collection Rates

Bin Size	Frequency of Weekly Pickup						
	1	2	3	4	5	6	7
300 Gallon	$106.90	$191.10	$275.30	$359.49	$443.68	$527.88	$612.08
1 YD	$127.84	$229.85	$331.87	$433.88	$535.91	$637.90	$739.92
1.5 YD	$138.10	$250.37	$362.64	$474.88	$587.13	$699.40	$811.67
2 YD	$162.75	$299.69	$436.65	$573.60	$710.49	$847.43	$984.40
3 YD	$177.40	$329.02	$480.60	$632.20	$783.78	$935.18	$1,087.00
4 YD	$190.30	$354.91	$519.54	$684.11	$848.72	$1,013.31	$1,177.90
6 YD	$221.39	$416.95	$612.49	$808.07	$1,003.57	$1,199.16	$1,394.71
8 YD	$250.67	$475.55	$700.43	$925.28	$1,150.18	$1,375.02	$1,599.89

Recycling Collection Rates

Bin Size	Frequency of Weekly Pickup						
	1	2	3	4	5	6	7
300 Gallon	$92.46	$163.71	$227.01	$298.25	$369.48	$440.71	$511.95
1 YD	$111.62	$199.21	$286.79	$374.37	$461.95	$549.51	$637.12
1.5 YD	$120.46	$216.82	$313.20	$409.59	$505.95	$602.32	$671.95
2 YD	$141.61	$259.17	$376.74	$494.33	$611.84	$729.41	$846.98
3 YD	$154.18	$284.35	$414.47	$544.64	$674.75	$804.89	$935.08
4 YD	$166.78	$309.50	$452.23	$594.95	$737.67	$880.40	$1,023.12
6 YD	$191.93	$359.85	$527.69	$695.63	$863.45	$1,031.37	$1,199.23
8 YD	$217.11	$410.14	$597.36	$796.25	$989.31	$1,182.34	$1,375.41

Organics Collection Rates

Bin Size	Frequency of Weekly Pickup						
	1	2	3	4	5	6	7
64 Gallon	$71.53	$129.75	$187.96	$246.18	$304.40	$362.62	$420.84
300 Gallon	$112.25	$201.31	$280.43	$369.49	$458.52	$547.56	$636.61
1 YD	$136.19	$245.69	$355.16	$464.63	$574.11	$683.56	$793.08
1.5 YD	$147.24	$267.70	$388.18	$508.66	$629.11	$749.57	$836.60
2 YD	$173.68	$320.64	$467.60	$614.58	$761.47	$908.43	$1,055.39

Solid Waste Compactor Collection Rates							
Bin Size	Frequency of Weekly Pickup						
	1	2	3	4	5	6	7
2 YD	$325.51	$599.38	$873.30	$1,147.21	$1,420.98	$1,694.85	$1,968.80
3 YD	$354.80	$658.03	$961.20	$1,264.40	$1,567.56	$1,870.37	$2,174.00
4 YD	$380.60	$709.82	$1,039.07	$1,368.22	$1,697.44	$2,026.62	$2,355.80

Roll Off Rates	
10 Cubic Yards (16' x 8' x 3')	
20 Cubic Yards (16' x 6' x 5')	
30 Cubic Yards (18' x 8' x 6')	
MOVE CONTAINER FEE after intial placement. Customers must give specific placement instructions, or have a spotter on site.	$119.27
SCHEDULED PICK-UPS per empty plus actual landfill charges. No container rental fee and MUST KEEP Roll Off bin for at least 90 days to qualify for scheduled pick-ups.	$336.41
UNSCHEDULED PICK-UPS per empty plus actual landfill charges plus oer day container charge as shown below.	$400.45
Daily Container Rental Charge for Unscheduled Service	$9.18
UNSCHEDULED PICK-UPS additional fee for nights, weekends, or holidays	$213.47

Temporary Construction Recycle Rates (Service < 90 Days, includes Delivery & Removal)	
1 YD	$349.86
1.5 YD	$358.71
2 YD	$379.85
3 YD	$392.43
4 YD	$405.03
6 YD	$430.18
8 YD	$455.36

Special Service Rates		
Subscription Item	**Rate**	**Frequency of Charge**
Can/Bin Cleaning	$25.00	/Request
Can/Bin Re-Deliver Fee (after removal for missed payments)	$25.00	/Occurrence
Rear Loader Bulky Waste Pickup	$25.00	/Request
Roll-Off Overweight Charge	$359.37	/Occurrence
Commercial Recycling Contamination Fee	$72.59	/Occurrence + $1/CY
Return Fee	$71.87	/Occurrence

Scenario 2: Effective July 1, 2024
Residential Collection Rates

Subscription Item	2023 Rate	2024 Rate
90 Gal Pack-out (Single Family Units)	$133.58	$133.58
64 Gal (Gray) Curbside (Single Family Unit & Multi Unit extra cans).	$36.01	$36.01
90 Gal Green Waste (Green) Container	$7.74	$7.74
64 Gal Recycling (Blue) Container	$7.77	$7.77
90 Gal Disabled Pack-out (Single Family Unit)	$36.01	$36.01
90 Gal Pack-out (Mobile home)	$128.55	$128.55
90 Gal Curbside (Mobile home)	$27.46	$27.46
Extra 64 Gal Refuse (Gray) Container single Residential only NOT MULTI UNITS	$22.80 per month	$22.80 per month
	$273.63 per year	$273.63 per year
Residential Go-Back Fee All Cans	$25.00	
Residential Special Pick Up Fee Any single can or All Cans (includes extra service or refilling of cans) Courtesy call back not allowed.	$25.00	
Contamination Fee (Garbage in Green or Blue can)	$25.00	

Commercial and Industrial Collection Rates

Solid Waste Collection Rates

Bin Size	Frequency of Weekly Pickup						
	1	2	3	4	5	6	7
300 Gallon	$106.90	$191.10	$275.30	$359.49	$443.68	$527.88	$612.08
1 YD	$127.84	$229.85	$331.87	$433.88	$535.91	$637.90	$739.92
1.5 YD	$138.10	$250.37	$362.64	$474.88	$587.13	$699.40	$811.67
2 YD	$162.75	$299.69	$436.65	$573.60	$710.49	$847.43	$984.40
3 YD	$177.40	$329.02	$480.60	$632.20	$783.78	$935.18	$1,087.00
4 YD	$190.30	$354.91	$519.54	$684.11	$848.72	$1,013.31	$1,177.90
6 YD	$221.39	$416.95	$612.49	$808.07	$1,003.57	$1,199.16	$1,394.71
8 YD	$250.67	$475.55	$700.43	$925.28	$1,150.18	$1,375.02	$1,599.89

Recycling Collection Rates

Bin Size	Frequency of Weekly Pickup						
	1	2	3	4	5	6	7
300 Gallon	$92.46	$163.71	$227.01	$298.25	$369.48	$440.71	$511.95
1 YD	$111.62	$199.21	$286.79	$374.37	$461.95	$549.51	$637.12
1.5 YD	$120.46	$216.82	$313.20	$409.59	$505.95	$602.32	$671.95
2 YD	$141.61	$259.17	$376.74	$494.33	$611.84	$729.41	$846.98
3 YD	$154.18	$284.35	$414.47	$544.64	$674.75	$804.89	$935.08
4 YD	$166.78	$309.50	$452.23	$594.95	$737.67	$880.40	$1,023.12
6 YD	$191.93	$359.85	$527.69	$695.63	$863.45	$1,031.37	$1,199.23
8 YD	$217.11	$410.14	$597.36	$796.25	$989.31	$1,182.34	$1,375.41

Organics Collection Rates

Bin Size	Frequency of Weekly Pickup						
	1	2	3	4	5	6	7
64 Gallon	$71.53	$129.75	$187.96	$246.18	$304.40	$362.62	$420.84
300 Gallon	$112.25	$201.31	$280.43	$369.49	$458.52	$547.56	$636.61
1 YD	$136.19	$245.69	$355.16	$464.63	$574.11	$683.56	$793.08
1.5 YD	$147.24	$267.70	$388.18	$508.66	$629.11	$749.57	$836.60
2 YD	$173.68	$320.64	$467.60	$614.58	$761.47	$908.43	$1,055.39

Solid Waste Compactor Collection Rates							
Bin Size	Frequency of Weekly Pickup						
	1	2	3	4	5	6	7
2 YD	$325.51	$599.38	$873.30	$1,147.21	$1,420.98	$1,694.85	$1,968.80
3 YD	$354.80	$658.03	$961.20	$1,264.40	$1,567.56	$1,870.37	$2,174.00
4 YD	$380.60	$709.82	$1,039.07	$1,368.22	$1,697.44	$2,026.62	$2,355.80

Roll Off Rates	
10 Cubic Yards (16' x 8' x 3')	
20 Cubic Yards (16' x 6' x 5')	
30 Cubic Yards (18' x 8' x 6')	
MOVE CONTAINER FEE after intial placement. Customers must give specific placement instructions, or have a spotter on site.	$119.27
SCHEDULED PICK-UPS per empty plus actual landfill charges. No container rental fee and MUST KEEP Roll Off bin for at least 90 days to qualify for scheduled pick-ups.	$336.41
UNSCHEDULED PICK-UPS per empty plus actual landfill charges plus oer day container charge as shown below.	$400.45
Daily Container Rental Charge for Unscheduled Service	$9.18
UNSCHEDULED PICK-UPS additional fee for nights, weekends, or holidays	$213.47

Temporary Construction Recycle Rates (Service < 90 Days, includes Delivery & Removal)	
1 YD	$349.86
1.5 YD	$358.71
2 YD	$379.85
3 YD	$392.43
4 YD	$405.03
6 YD	$430.18
8 YD	$455.36

Special Service Rates		
Subscription Item	**Rate**	**Frequency of Charge**
Can/Bin Cleaning	$25.00	/Request
Can/Bin Re-Deliver Fee (after removal for missed payments)	$25.00	/Occurrence
Rear Loader Bulky Waste Pickup	$25.00	/Request
Roll-Off Overweight Charge	$359.37	/Occurrence
Commercial Recycling Contamination Fee	$72.59	/Occurrence + $1/CY
Return Fee	$71.87	/Occurrence

Current Rates: Effective January 1, 2019
Residential Collection rates

Subscription Item	2019 Rate
90 Gal Pack-out (Single Family Units)	$96.16
64 Gal (Gray) Curbside (Single Family Unit & Multi Unit extra cans).	$25.92
90 Gal Green Waste (Green) Container	$5.57
64 Gal Recycling (Blue) Container	$5.59
90 Gal Disabled Pack-out (Single Family Unit)	$25.92
90 Gal Pack-out (Mobile home)	$92.54
90 Gal Curbside (Mobile home)	$19.77
Extra 64 Gal Refuse (Gray) Container single Residential only NOT MULTI UNITS	$16.41 per month $196.98 per year
Residential Go-Back Fee All Cans	$25.00
Residential Special Pick Up Fee Any single can or All Cans (includes extra service or refilling of cans) Courtesy call back not allowed.	$25.00
Contamination Fee (Garbage in Green or Blue can)	$25.00

Commercial and Industrial Collection Rates

Solid Waste Collection Rates

Bin Size	Frequency of Weekly Pickup						
	1	2	3	4	5	6	7
300 Gallon	$52.09	$98.95	$145.81	$192.66	$239.51	$286.37	$333.23
1 YD	$63.74	$120.51	$177.29	$234.06	$290.84	$347.60	$404.38
1.5 YD	$69.45	$131.93	$194.41	$256.88	$319.35	$381.83	$444.31
2 YD	$83.17	$159.38	$235.60	$311.82	$388.00	$464.21	$540.44
3 YD	$91.32	$175.70	$260.06	$344.43	$428.79	$513.05	$597.54
4 YD	$98.50	$190.11	$281.73	$373.32	$464.93	$556.53	$648.13
6 YD	$115.80	$224.64	$333.46	$442.31	$551.11	$659.96	$768.79
8 YD	$132.10	$257.25	$382.40	$507.54	$632.70	$757.83	$882.98

Recycling Collection Rates

Bin Size	Frequency of Weekly Pickup						
	1	2	3	4	5	6	7
300 Gallon	$44.05	$83.70	$118.93	$158.58	$198.22	$237.86	$277.51
1 YD	$54.71	$103.46	$152.20	$200.94	$249.68	$298.41	$347.17
1.5 YD	$59.63	$113.26	$166.90	$220.54	$274.17	$327.80	$366.55
2 YD	$71.40	$136.83	$202.26	$267.70	$333.10	$398.53	$463.96
3 YD	$78.40	$150.84	$223.26	$295.70	$368.11	$440.54	$512.99
4 YD	$85.41	$164.84	$244.27	$323.70	$403.13	$482.56	$561.99
6 YD	$99.41	$192.86	$286.27	$379.73	$473.13	$566.58	$660.00
8 YD	$113.42	$220.85	$280.53	$435.73	$543.17	$650.60	$758.05

Organics Collection Rates

Bin Size	Frequency of Weekly Pickup						
	1	2	3	4	5	6	7
64 Gallon	$32.40	$64.80	$97.20	$129.60	$162.00	$194.40	$226.80
300 Gallon	$55.06	$104.63	$148.66	$198.23	$247.78	$297.33	$346.89
1 YD	$68.39	$129.33	$190.25	$251.18	$312.10	$373.01	$433.96
1.5 YD	$74.54	$141.58	$208.63	$275.68	$342.71	$409.75	$458.19
2 YD	$89.25	$171.04	$252.83	$334.63	$416.38	$498.16	$579.95

Solid Waste Compactor Collection Rates							
Bin Size	Frequency of Weekly Pickup						
	1	2	3	4	5	6	7
2 YD	$166.34	$318.76	$471.20	$623.64	$776.00	$928.42	$1,080.88
3 YD	$182.64	$351.40	$520.12	$688.86	$857.58	$1,026.10	$1,195.08
4 YD	$197.00	$380.22	$563.46	$746.64	$929.86	$1,113.06	$1,296.26

Roll Off Rates	
10 Cubic Yards (16' x 8' x 3')	
20 Cubic Yards (16' x 6' x 5')	
30 Cubic Yards (18' x 8' x 6')	
MOVE CONTAINER FEE after intial placement. Customers must give specific placement instructions, or have a spotter on site.	$66.38
SCHEDULED PICK-UPS per empty plus actual landfill charges. No container rental fee and MUST KEEP Roll Off bin for at least 90 days to qualify for scheduled pick-ups.	$187.22
UNSCHEDULED PICK-UPS per empty plus actual landfill charges plus oer day container charge as shown below.	$222.86
Daily Container Rental Charge for Unscheduled Service	$5.11
UNSCHEDULED PICK-UPS additional fee for nights, weekends, or holidays	$118.80

Temporary Construction Recycle Rates (Service < 90 Days, includes Delivery & Removal)	
1 YD	$194.71
1.5 YD	$199.63
2 YD	$211.40
3 YD	$218.40
4 YD	$225.41
6 YD	$239.41
8 YD	$253.42

Special Service Rates		
Subscription Item	**Rate**	**Frequency of Charge**
Can/Bin Cleaning	$25.00	/Request
Can/Bin Re-Deliver Fee (after removal for missed payments)	$25.00	/Occurrence
Rear Loader Bulky Waste Pickup	$25.00	/Request
Roll-Off Overweight Charge	$200.00	/Occurrence
Commercial Recycling Contamination Fee	$40.40	/Occurrence + $1/CY
Return Fee	$40.00	/Occurrence

Scenario 1: Effective July 1, 2020
Residential Collection Rates

Subscription Item	2019 Rate	2020 Rate
90 Gal Pack-out (Single Family Units)	$96.16	$124.05
64 Gal (Gray) Curbside (Single Family Unit & Multi Unit extra cans).	$25.92	$33.44
90 Gal Green Waste (Green) Container	$5.57	$7.19
64 Gal Recycling (Blue) Container	$5.59	$7.21
90 Gal Disabled Pack-out (Single Family Unit)	$25.92	$33.44
90 Gal Pack-out (Mobile home)	$92.54	$119.38
90 Gal Curbside (Mobile home)	$19.77	$25.50
Extra 64 Gal Refuse (Gray) Container single Residential only NOT MULTI UNITS	$16.41 per month	$21.17 per month
	$196.98 per year	$254.10 per year
Residential Go-Back Fee All Cans	$25.00	
Residential Special Pick Up Fee Any single can or All Cans (includes extra service or refilling of cans) Courtesy call back not allowed.	$25.00	
Contamination Fee (Garbage in Green or Blue can)	$25.00	

Commercial and Industrial Collection Rates

Solid Waste Collection Rates

Bin Size	Frequency of Weekly Pickup						
	1	2	3	4	5	6	7
300 Gallon	$77.19	$137.64	$198.09	$258.53	$318.97	$379.42	$439.87
1 YD	$92.22	$165.46	$238.70	$311.94	$385.18	$458.40	$531.65
1.5 YD	$99.59	$180.19	$260.79	$341.38	$421.96	$502.56	$583.16
2 YD	$117.29	$215.60	$313.92	$412.25	$510.52	$608.83	$707.17
3 YD	$127.80	$236.65	$345.48	$454.31	$563.14	$671.83	$780.83
4 YD	$137.07	$255.24	$373.43	$491.58	$609.76	$727.92	$846.09
6 YD	$159.38	$299.79	$440.16	$580.58	$720.93	$861.35	$1,001.74
8 YD	$180.41	$341.85	$503.30	$664.73	$826.18	$987.60	$1,149.04

Recycling Collection Rates

Bin Size	Frequency of Weekly Pickup						
	1	2	3	4	5	6	7
300 Gallon	$66.82	$117.97	$163.42	$214.57	$265.70	$316.84	$367.99
1 YD	$80.58	$143.46	$206.34	$269.21	$332.09	$394.95	$457.85
1.5 YD	$86.92	$156.11	$225.30	$294.50	$363.68	$432.86	$482.85
2 YD	$102.11	$186.51	$270.92	$355.33	$439.70	$524.10	$608.51
3 YD	$111.14	$204.58	$298.01	$391.45	$484.86	$578.30	$671.76
4 YD	$120.18	$222.64	$325.11	$427.57	$530.04	$632.50	$734.97
6 YD	$138.24	$258.79	$379.29	$499.85	$620.34	$740.89	$861.40
8 YD	$156.31	$294.90	$429.30	$572.09	$710.69	$849.27	$987.88

Organics Collection Rates

Bin Size	Frequency of Weekly Pickup						
	1	2	3	4	5	6	7
64 Gallon	$51.80	$93.59	$135.39	$177.18	$218.98	$260.78	$302.57
300 Gallon	$81.03	$144.97	$201.77	$265.71	$329.63	$393.55	$457.48
1 YD	$98.22	$176.83	$255.42	$334.02	$412.61	$491.19	$569.81
1.5 YD	$106.15	$192.63	$279.13	$365.62	$452.10	$538.58	$601.06
2 YD	$125.13	$230.64	$336.14	$441.67	$547.12	$652.63	$758.14

Solid Waste Compactor Collection Rates							
Bin Size	Frequency of Weekly Pickup						
	1	2	3	4	5	6	7
2 YD	$234.58	$431.20	$627.85	$824.50	$1,021.04	$1,217.66	$1,414.34
3 YD	$255.61	$473.31	$690.95	$908.63	$1,126.28	$1,343.67	$1,561.65
4 YD	$274.13	$510.48	$746.86	$983.17	$1,219.52	$1,455.85	$1,692.18

Roll Off Rates	
10 Cubic Yards (16' x 8' x 3')	
20 Cubic Yards (16' x 6' x 5')	
30 Cubic Yards (18' x 8' x 6')	
MOVE CONTAINER FEE after intial placement. Customers must give specific placement instructions, or have a spotter on site.	$85.63
SCHEDULED PICK-UPS per empty plus actual landfill charges. No container rental fee and MUST KEEP Roll Off bin for at least 90 days to qualify for scheduled pick-ups.	$241.51
UNSCHEDULED PICK-UPS per empty plus actual landfill charges plus oer day container charge as shown below.	$287.49
Daily Container Rental Charge for Unscheduled Service	$6.59
UNSCHEDULED PICK-UPS additional fee for nights, weekends, or holidays	$153.25

Temporary Construction Recycle Rates (Service < 90 Days, includes Delivery & Removal)	
1 YD	$251.18
1.5 YD	$257.52
2 YD	$272.71
3 YD	$281.74
4 YD	$290.78
6 YD	$308.84
8 YD	$326.91

Special Service Rates		
Subscription Item	**Rate**	**Frequency of Charge**
Can/Bin Cleaning	$25.00	/Request
Can/Bin Re-Deliver Fee (after removal for missed payments)	$25.00	/Occurrence
Rear Loader Bulky Waste Pickup	$25.00	/Request
Roll-Off Overweight Charge	$258.00	/Occurrence
Commercial Recycling Contamination Fee	$52.12	/Occurrence + $1/CY
Return Fee	$51.60	/Occurrence

Scenario 1: Effective July 1, 2021
Residential Collection Rates

Subscription Item	2020 Rate	2021 Rate
90 Gal Pack-out (Single Family Units)	$124.05	$135.21
64 Gal (Gray) Curbside (Single Family Unit & Multi Unit extra cans).	$33.44	$36.45
90 Gal Green Waste (Green) Container	$7.19	$7.83
64 Gal Recycling (Blue) Container	$7.21	$7.86
90 Gal Disabled Pack-out (Single Family Unit)	$33.44	$36.45
90 Gal Pack-out (Mobile home)	$119.38	$130.12
90 Gal Curbside (Mobile home)	$25.50	$27.80
Extra 64 Gal Refuse (Gray) Container single Residential only NOT MULTI UNITS	$21.17 per month	$23.07 per month
	$254.10 per year	$276.97 per year
Residential Go-Back Fee All Cans	$25.00	
Residential Special Pick Up Fee Any single can or All Cans (includes extra service or refilling of cans) Courtesy call back not allowed.	$25.00	
Contamination Fee (Garbage in Green or Blue can)	$25.00	

Commercial and Industrial Collection Rates

Solid Waste Collection Rates

Bin Size	Frequency of Weekly Pickup						
	1	2	3	4	5	6	7
300 Gallon	$84.14	$150.03	$215.92	$281.80	$347.68	$413.57	$479.46
1 YD	$100.52	$180.35	$260.19	$340.01	$419.85	$499.66	$579.50
1.5 YD	$108.55	$196.41	$284.26	$372.10	$459.94	$547.79	$635.64
2 YD	$127.85	$235.00	$342.18	$449.35	$556.47	$663.63	$770.81
3 YD	$139.31	$257.95	$376.57	$495.20	$613.82	$732.30	$851.10
4 YD	$149.40	$278.21	$407.04	$535.83	$664.64	$793.44	$922.24
6 YD	$173.73	$326.77	$479.78	$632.83	$785.82	$938.87	$1,091.90
8 YD	$196.65	$372.62	$548.59	$724.55	$900.54	$1,076.48	$1,252.46

Recycling Collection Rates

Bin Size	Frequency of Weekly Pickup						
	1	2	3	4	5	6	7
300 Gallon	$72.84	$128.59	$178.13	$233.88	$289.62	$345.35	$401.11
1 YD	$87.83	$156.38	$224.91	$293.44	$361.98	$430.49	$499.06
1.5 YD	$94.75	$170.15	$245.58	$321.00	$396.41	$471.82	$526.31
2 YD	$111.30	$203.30	$295.30	$387.31	$479.27	$571.27	$663.27
3 YD	$121.14	$223.00	$324.83	$426.68	$528.50	$630.34	$732.22
4 YD	$131.00	$242.68	$354.37	$466.05	$577.74	$689.43	$801.11
6 YD	$150.68	$282.08	$413.42	$544.84	$676.17	$807.57	$938.93
8 YD	$170.38	$321.44	$467.94	$623.58	$774.65	$925.71	$1,076.79

Organics Collection Rates

Bin Size	Frequency of Weekly Pickup						
	1	2	3	4	5	6	7
64 Gallon	$56.46	$102.02	$147.57	$193.13	$238.69	$284.25	$329.80
300 Gallon	$88.32	$158.01	$219.93	$289.62	$359.30	$428.97	$498.66
1 YD	$107.06	$192.74	$278.41	$364.08	$449.74	$535.39	$621.09
1.5 YD	$115.71	$209.97	$304.25	$398.53	$492.79	$587.05	$655.16
2 YD	$136.39	$251.40	$366.40	$481.42	$596.36	$711.37	$826.37

Solid Waste Compactor Collection Rates							
Bin Size	Frequency of Weekly Pickup						
	1	2	3	4	5	6	7
2 YD	$255.69	$470.01	$684.35	$898.70	$1,112.93	$1,327.25	$1,541.63
3 YD	$278.61	$515.90	$753.14	$990.41	$1,227.64	$1,464.60	$1,702.20
4 YD	$298.80	$556.43	$814.08	$1,071.65	$1,329.28	$1,586.87	$1,844.47

Roll Off Rates	
10 Cubic Yards (16' x 8' x 3')	
20 Cubic Yards (16' x 6' x 5')	
30 Cubic Yards (18' x 8' x 6')	
MOVE CONTAINER FEE after intial placement. Customers must give specific placement instructions, or have a spotter on site.	$93.34
SCHEDULED PICK-UPS per empty plus actual landfill charges. No container rental fee and MUST KEEP Roll Off bin for at least 90 days to qualify for scheduled pick-ups.	$263.25
UNSCHEDULED PICK-UPS per empty plus actual landfill charges plus oer day container charge as shown below.	$313.36
Daily Container Rental Charge for Unscheduled Service	$7.19
UNSCHEDULED PICK-UPS additional fee for nights, weekends, or holidays	$167.04

Temporary Construction Recycle Rates (Service < 90 Days, includes Delivery & Removal)	
1 YD	$273.78
1.5 YD	$280.70
2 YD	$297.25
3 YD	$307.09
4 YD	$316.95
6 YD	$336.63
8 YD	$356.33

Special Service Rates		
Subscription Item	**Rate**	**Frequency of Charge**
Can/Bin Cleaning	$25.00	/Request
Can/Bin Re-Deliver Fee (after removal for missed payments)	$25.00	/Occurrence
Rear Loader Bulky Waste Pickup	$25.00	/Request
Roll-Off Overweight Charge	$281.22	/Occurrence
Commercial Recycling Contamination Fee	$56.81	/Occurrence + $1/CY
Return Fee	$56.24	/Occurrence

Scenario 1: Effective July 1, 2022
Residential Collection Rates

Subscription Item	2021 Rate	2022 Rate
90 Gal Pack-out (Single Family Units)	$135.21	$141.97
64 Gal (Gray) Curbside (Single Family Unit & Multi Unit extra cans).	$36.45	$38.27
90 Gal Green Waste (Green) Container	$7.83	$8.22
64 Gal Recycling (Blue) Container	$7.86	$8.25
90 Gal Disabled Pack-out (Single Family Unit)	$36.45	$38.27
90 Gal Pack-out (Mobile home)	$130.12	$136.63
90 Gal Curbside (Mobile home)	$27.80	$29.19
Extra 64 Gal Refuse (Gray) Container single Residential only NOT MULTI UNITS	$23.07 per month	$24.23 per month
	$276.97 per year	$290.82 per year
Residential Go-Back Fee All Cans	$25.00	
Residential Special Pick Up Fee Any single can or All Cans (includes extra service or refilling of cans) Courtesy call back not allowed.	$25.00	
Contamination Fee (Garbage in Green or Blue can)	$25.00	

Commercial and Industrial Collection Rates

Solid Waste Collection Rates

Bin Size	Frequency of Weekly Pickup						
	1	2	3	4	5	6	7
300 Gallon	$88.35	$157.53	$226.72	$295.89	$365.06	$434.25	$503.43
1 YD	$105.55	$189.37	$273.20	$357.01	$440.84	$524.64	$608.47
1.5 YD	$113.98	$206.23	$298.47	$390.70	$482.93	$575.18	$667.43
2 YD	$134.24	$246.75	$359.29	$471.82	$584.29	$696.81	$809.35
3 YD	$146.27	$270.85	$395.40	$519.96	$644.51	$768.91	$893.66
4 YD	$156.87	$292.12	$427.39	$562.62	$697.87	$833.11	$968.35
6 YD	$182.41	$343.10	$503.77	$664.47	$825.11	$985.81	$1,146.49
8 YD	$206.48	$391.25	$576.02	$760.78	$945.57	$1,130.31	$1,315.08

Recycling Collection Rates

Bin Size	Frequency of Weekly Pickup						
	1	2	3	4	5	6	7
300 Gallon	$76.48	$135.02	$187.03	$245.57	$304.10	$362.62	$421.16
1 YD	$92.22	$164.19	$236.15	$308.11	$380.07	$452.02	$524.01
1.5 YD	$99.48	$178.66	$257.86	$337.05	$416.23	$495.41	$552.62
2 YD	$116.86	$213.46	$310.06	$406.68	$503.24	$599.84	$696.44
3 YD	$127.20	$234.15	$341.07	$448.02	$554.92	$661.86	$768.83
4 YD	$137.54	$254.82	$372.09	$489.36	$606.63	$723.90	$841.17
6 YD	$158.21	$296.18	$434.10	$572.08	$709.98	$847.95	$985.87
8 YD	$178.90	$337.51	$491.34	$654.76	$813.38	$971.99	$1,130.63

Organics Collection Rates

Bin Size	Frequency of Weekly Pickup						
	1	2	3	4	5	6	7
64 Gallon	$59.28	$107.12	$154.95	$202.79	$250.62	$298.46	$346.29
300 Gallon	$92.74	$165.91	$230.93	$304.11	$377.26	$450.42	$523.59
1 YD	$112.41	$202.38	$292.33	$382.28	$472.23	$562.16	$652.15
1.5 YD	$121.49	$220.47	$319.46	$418.45	$517.43	$616.40	$687.92
2 YD	$143.21	$263.97	$384.72	$505.49	$626.18	$746.93	$867.69

Solid Waste Compactor Collection Rates							
Bin Size	Frequency of Weekly Pickup						
	1	2	3	4	5	6	7
2 YD	$268.48	$493.51	$718.57	$943.64	$1,168.58	$1,393.61	$1,618.71
3 YD	$292.54	$541.70	$790.80	$1,039.93	$1,289.03	$1,537.83	$1,787.31
4 YD	$313.74	$584.25	$854.79	$1,125.23	$1,395.74	$1,666.22	$1,936.69

Roll Off Rates	
10 Cubic Yards (16' x 8' x 3')	
20 Cubic Yards (16' x 6' x 5')	
30 Cubic Yards (18' x 8' x 6')	
MOVE CONTAINER FEE after intial placement. Customers must give specific placement instructions, or have a spotter on site.	$98.00
SCHEDULED PICK-UPS per empty plus actual landfill charges. No container rental fee and MUST KEEP Roll Off bin for at least 90 days to qualify for scheduled pick-ups.	$276.41
UNSCHEDULED PICK-UPS per empty plus actual landfill charges plus oer day container charge as shown below.	$329.03
Daily Container Rental Charge for Unscheduled Service	$7.54
UNSCHEDULED PICK-UPS additional fee for nights, weekends, or holidays	$175.40

Temporary Construction Recycle Rates (Service < 90 Days, includes Delivery & Removal)	
1 YD	$287.47
1.5 YD	$294.73
2 YD	$312.11
3 YD	$322.45
4 YD	$332.80
6 YD	$353.47
8 YD	$374.15

Special Service Rates		
Subscription Item	**Rate**	**Frequency of Charge**
Can/Bin Cleaning	$25.00	/Request
Can/Bin Re-Deliver Fee (after removal for missed payments)	$25.00	/Occurrence
Rear Loader Bulky Waste Pickup	$25.00	/Request
Roll-Off Overweight Charge	$295.28	/Occurrence
Commercial Recycling Contamination Fee	$59.65	/Occurrence + $1/CY
Return Fee	$59.06	/Occurrence

Scenario 1: Effective July 1, 2023
Residential Collection Rates

Subscription Item	2022 Rate	2023 Rate
90 Gal Pack-out (Single Family Units)	$141.97	$147.65
64 Gal (Gray) Curbside (Single Family Unit & Multi Unit extra cans).	$38.27	$39.80
90 Gal Green Waste (Green) Container	$8.22	$8.55
64 Gal Recycling (Blue) Container	$8.25	$8.58
90 Gal Disabled Pack-out (Single Family Unit)	$38.27	$39.80
90 Gal Pack-out (Mobile home)	$136.63	$142.09
90 Gal Curbside (Mobile home)	$29.19	$30.36
Extra 64 Gal Refuse (Gray) Container single Residential only NOT MULTI UNITS	$24.23 per month	$25.20 per month
	$290.82 per year	$302.46 per year
Residential Go-Back Fee All Cans	$25.00	
Residential Special Pick Up Fee Any single can or All Cans (includes extra service or refilling of cans) Courtesy call back not allowed.	$25.00	
Contamination Fee (Garbage in Green or Blue can)	$25.00	

Commercial and Industrial Collection Rates

Solid Waste Collection Rates

Bin Size	Frequency of Weekly Pickup						
	1	2	3	4	5	6	7
300 Gallon	$91.88	$163.83	$235.78	$307.72	$379.66	$451.62	$523.57
1 YD	$109.77	$196.94	$284.12	$371.29	$458.48	$545.63	$632.81
1.5 YD	$118.54	$214.48	$310.41	$406.33	$502.25	$598.19	$694.12
2 YD	$139.61	$256.62	$373.66	$490.69	$607.66	$724.68	$841.73
3 YD	$152.12	$281.68	$411.21	$540.76	$670.29	$799.67	$929.40
4 YD	$163.15	$303.81	$444.49	$585.12	$725.78	$866.43	$1,007.08
6 YD	$189.71	$356.83	$523.92	$691.05	$858.11	$1,025.25	$1,192.35
8 YD	$214.74	$406.90	$599.06	$791.21	$983.39	$1,175.52	$1,367.68

Recycling Collection Rates

Bin Size	Frequency of Weekly Pickup						
	1	2	3	4	5	6	7
300 Gallon	$79.54	$140.42	$194.52	$255.40	$316.26	$377.13	$438.01
1 YD	$95.91	$170.76	$245.60	$320.44	$395.28	$470.10	$544.97
1.5 YD	$103.46	$185.81	$268.17	$350.53	$432.88	$515.23	$574.73
2 YD	$121.53	$222.00	$322.47	$422.95	$523.36	$623.83	$724.30
3 YD	$132.28	$243.51	$354.71	$465.94	$577.12	$688.33	$799.58
4 YD	$143.05	$265.01	$386.97	$508.93	$630.89	$752.85	$874.82
6 YD	$164.54	$308.03	$451.46	$594.96	$738.38	$881.86	$1,025.31
8 YD	$186.05	$351.01	$510.99	$680.95	$845.92	$1,010.87	$1,175.86

Organics Collection Rates

Bin Size	Frequency of Weekly Pickup						
	1	2	3	4	5	6	7
64 Gallon	$61.65	$111.40	$161.15	$210.90	$260.65	$310.40	$360.15
300 Gallon	$96.45	$172.55	$240.17	$316.27	$392.35	$468.43	$544.54
1 YD	$116.91	$210.48	$304.02	$397.57	$491.12	$584.65	$678.24
1.5 YD	$126.35	$229.29	$332.24	$435.19	$538.12	$641.06	$715.43
2 YD	$148.94	$274.52	$400.11	$525.71	$651.23	$776.81	$902.39

Solid Waste Compactor Collection Rates							
Bin Size	Frequency of Weekly Pickup						
	1	2	3	4	5	6	7
2 YD	$279.21	$513.25	$747.31	$981.38	$1,215.32	$1,449.36	$1,683.45
3 YD	$304.24	$563.37	$822.43	$1,081.52	$1,340.59	$1,599.34	$1,858.80
4 YD	$326.29	$607.62	$888.98	$1,170.24	$1,451.57	$1,732.87	$2,014.16

Roll Off Rates	
10 Cubic Yards (16' x 8' x 3')	
20 Cubic Yards (16' x 6' x 5')	
30 Cubic Yards (18' x 8' x 6')	
MOVE CONTAINER FEE after intial placement. Customers must give specific placement instructions, or have a spotter on site.	$101.92
SCHEDULED PICK-UPS per empty plus actual landfill charges. No container rental fee and MUST KEEP Roll Off bin for at least 90 days to qualify for scheduled pick-ups.	$287.47
UNSCHEDULED PICK-UPS per empty plus actual landfill charges plus oer day container charge as shown below.	$342.19
Daily Container Rental Charge for Unscheduled Service	$7.85
UNSCHEDULED PICK-UPS additional fee for nights, weekends, or holidays	$182.41

Temporary Construction Recycle Rates (Service < 90 Days, includes Delivery & Removal)	
1 YD	$298.97
1.5 YD	$306.52
2 YD	$324.60
3 YD	$335.34
4 YD	$346.11
6 YD	$367.60
8 YD	$389.12

Special Service Rates		
Subscription Item	**Rate**	**Frequency of Charge**
Can/Bin Cleaning	$25.00	/Request
Can/Bin Re-Deliver Fee (after removal for missed payments)	$25.00	/Occurrence
Rear Loader Bulky Waste Pickup	$25.00	/Request
Roll-Off Overweight Charge	$307.09	/Occurrence
Commercial Recycling Contamination Fee	$62.03	/Occurrence + $1/CY
Return Fee	$61.42	/Occurrence

Scenario 1: Effective July 1, 2024
Residential Collection Rates

Subscription Item	2023 Rate	2024 Rate
90 Gal Pack-out (Single Family Units)	$147.65	$147.65
64 Gal (Gray) Curbside (Single Family Unit & Multi Unit extra cans).	$39.80	$39.80
90 Gal Green Waste (Green) Container	$8.55	$8.55
64 Gal Recycling (Blue) Container	$8.58	$8.58
90 Gal Disabled Pack-out (Single Family Unit)	$39.80	$39.80
90 Gal Pack-out (Mobile home)	$142.09	$142.09
90 Gal Curbside (Mobile home)	$30.36	$30.36
Extra 64 Gal Refuse (Gray) Container single Residential only NOT MULTI UNITS	$25.20 per month	$25.20 per month
	$302.46 per year	$302.46 per year
Residential Go-Back Fee All Cans	$25.00	
Residential Special Pick Up Fee Any single can or All Cans (includes extra service or refilling of cans) Courtesy call back not allowed.	$25.00	
Contamination Fee (Garbage in Green or Blue can)	$25.00	

Commercial and Industrial Collection Rates

Solid Waste Collection Rates

Bin Size	Frequency of Weekly Pickup						
	1	2	3	4	5	6	7
300 Gallon	$91.88	$163.83	$235.78	$307.72	$379.66	$451.62	$523.57
1 YD	$109.77	$196.94	$284.12	$371.29	$458.48	$545.63	$632.81
1.5 YD	$118.54	$214.48	$310.41	$406.33	$502.25	$598.19	$694.12
2 YD	$139.61	$256.62	$373.66	$490.69	$607.66	$724.68	$841.73
3 YD	$152.12	$281.68	$411.21	$540.76	$670.29	$799.67	$929.40
4 YD	$163.15	$303.81	$444.49	$585.12	$725.78	$866.43	$1,007.08
6 YD	$189.71	$356.83	$523.92	$691.05	$858.11	$1,025.25	$1,192.35
8 YD	$214.74	$406.90	$599.06	$791.21	$983.39	$1,175.52	$1,367.68

Recycling Collection Rates

Bin Size	Frequency of Weekly Pickup						
	1	2	3	4	5	6	7
300 Gallon	$79.54	$140.42	$194.52	$255.40	$316.26	$377.13	$438.01
1 YD	$95.91	$170.76	$245.60	$320.44	$395.28	$470.10	$544.97
1.5 YD	$103.46	$185.81	$268.17	$350.53	$432.88	$515.23	$574.73
2 YD	$121.53	$222.00	$322.47	$422.95	$523.36	$623.83	$724.30
3 YD	$132.28	$243.51	$354.71	$465.94	$577.12	$688.33	$799.58
4 YD	$143.05	$265.01	$386.97	$508.93	$630.89	$752.85	$874.82
6 YD	$164.54	$308.03	$451.46	$594.96	$738.38	$881.86	$1,025.31
8 YD	$186.05	$351.01	$510.99	$680.95	$845.92	$1,010.87	$1,175.86

Organics Collection Rates

Bin Size	Frequency of Weekly Pickup						
	1	2	3	4	5	6	7
64 Gallon	$61.65	$111.40	$161.15	$210.90	$260.65	$310.40	$360.15
300 Gallon	$96.45	$172.55	$240.17	$316.27	$392.35	$468.43	$544.54
1 YD	$116.91	$210.48	$304.02	$397.57	$491.12	$584.65	$678.24
1.5 YD	$126.35	$229.29	$332.24	$435.19	$538.12	$641.06	$715.43
2 YD	$148.94	$274.52	$400.11	$525.71	$651.23	$776.81	$902.39

Solid Waste Compactor Collection Rates							
Bin Size	Frequency of Weekly Pickup						
	1	2	3	4	5	6	7
2 YD	$279.21	$513.25	$747.31	$981.38	$1,215.32	$1,449.36	$1,683.45
3 YD	$304.24	$563.37	$822.43	$1,081.52	$1,340.59	$1,599.34	$1,858.80
4 YD	$326.29	$607.62	$888.98	$1,170.24	$1,451.57	$1,732.87	$2,014.16

Roll Off Rates	
10 Cubic Yards (16' x 8' x 3')	
20 Cubic Yards (16' x 6' x 5')	
30 Cubic Yards (18' x 8' x 6')	
MOVE CONTAINER FEE after intial placement. Customers must give specific placement instructions, or have a spotter on site.	$101.92
SCHEDULED PICK-UPS per empty plus actual landfill charges. No container rental fee and MUST KEEP Roll Off bin for at least 90 days to qualify for scheduled pick-ups.	$287.47
UNSCHEDULED PICK-UPS per empty plus actual landfill charges plus oer day container charge as shown below.	$342.19
Daily Container Rental Charge for Unscheduled Service	$7.85
UNSCHEDULED PICK-UPS additional fee for nights, weekends, or holidays	$182.41

Temporary Construction Recycle Rates (Service < 90 Days, includes Delivery & Removal)	
1 YD	$298.97
1.5 YD	$306.52
2 YD	$324.60
3 YD	$335.34
4 YD	$346.11
6 YD	$367.60
8 YD	$389.12

Special Service Rates		
Subscription Item	**Rate**	**Frequency of Charge**
Can/Bin Cleaning	$25.00	/Request
Can/Bin Re-Deliver Fee (after removal for missed payments)	$25.00	/Occurrence
Rear Loader Bulky Waste Pickup	$25.00	/Request
Roll-Off Overweight Charge	$307.09	/Occurrence
Commercial Recycling Contamination Fee	$62.03	/Occurrence + $1/CY
Return Fee	$61.42	/Occurrence

Current Rates: Effective January 1, 2019
Residential Collection rates

Subscription Item	2019 Rate
90 Gal Pack-out (Single Family Units)	$96.16
64 Gal (Gray) Curbside (Single Family Unit & Multi Unit extra cans).	$25.92
90 Gal Green Waste (Green) Container	$5.57
64 Gal Recycling (Blue) Container	$5.59
90 Gal Disabled Pack-out (Single Family Unit)	$25.92
90 Gal Pack-out (Mobile home)	$92.54
90 Gal Curbside (Mobile home)	$19.77
Extra 64 Gal Refuse (Gray) Container single Residential only NOT MULTI UNITS	$16.41 per month $196.98 per year
Residential Go-Back Fee All Cans	$25.00
Residential Special Pick Up Fee Any single can or All Cans (includes extra service or refilling of cans) Courtesy call back not allowed.	$25.00
Contamination Fee (Garbage in Green or Blue can)	$25.00

Commercial and Industrial Collection Rates

Solid Waste Collection Rates

Bin Size	Frequency of Weekly Pickup						
	1	2	3	4	5	6	7
300 Gallon	$52.09	$98.95	$145.81	$192.66	$239.51	$286.37	$333.23
1 YD	$63.74	$120.51	$177.29	$234.06	$290.84	$347.60	$404.38
1.5 YD	$69.45	$131.93	$194.41	$256.88	$319.35	$381.83	$444.31
2 YD	$83.17	$159.38	$235.60	$311.82	$388.00	$464.21	$540.44
3 YD	$91.32	$175.70	$260.06	$344.43	$428.79	$513.05	$597.54
4 YD	$98.50	$190.11	$281.73	$373.32	$464.93	$556.53	$648.13
6 YD	$115.80	$224.64	$333.46	$442.31	$551.11	$659.96	$768.79
8 YD	$132.10	$257.25	$382.40	$507.54	$632.70	$757.83	$882.98

Recycling Collection Rates

Bin Size	Frequency of Weekly Pickup						
	1	2	3	4	5	6	7
300 Gallon	$44.05	$83.70	$118.93	$158.58	$198.22	$237.86	$277.51
1 YD	$54.71	$103.46	$152.20	$200.94	$249.68	$298.41	$347.17
1.5 YD	$59.63	$113.26	$166.90	$220.54	$274.17	$327.80	$366.55
2 YD	$71.40	$136.83	$202.26	$267.70	$333.10	$398.53	$463.96
3 YD	$78.40	$150.84	$223.26	$295.70	$368.11	$440.54	$512.99
4 YD	$85.41	$164.84	$244.27	$323.70	$403.13	$482.56	$561.99
6 YD	$99.41	$192.86	$286.27	$379.73	$473.13	$566.58	$660.00
8 YD	$113.42	$220.85	$280.53	$435.73	$543.17	$650.60	$758.05

Organics Collection Rates

Bin Size	Frequency of Weekly Pickup						
	1	2	3	4	5	6	7
64 Gallon	$32.40	$64.80	$97.20	$129.60	$162.00	$194.40	$226.80
300 Gallon	$55.06	$104.63	$148.66	$198.23	$247.78	$297.33	$346.89
1 YD	$68.39	$129.33	$190.25	$251.18	$312.10	$373.01	$433.96
1.5 YD	$74.54	$141.58	$208.63	$275.68	$342.71	$409.75	$458.19
2 YD	$89.25	$171.04	$252.83	$334.63	$416.38	$498.16	$579.95

Solid Waste Compactor Collection Rates							
Bin Size	Frequency of Weekly Pickup						
	1	2	3	4	5	6	7
2 YD	$166.34	$318.76	$471.20	$623.64	$776.00	$928.42	$1,080.88
3 YD	$182.64	$351.40	$520.12	$688.86	$857.58	$1,026.10	$1,195.08
4 YD	$197.00	$380.22	$563.46	$746.64	$929.86	$1,113.06	$1,296.26

Roll Off Rates	
10 Cubic Yards (16' x 8' x 3')	
20 Cubic Yards (16' x 6' x 5')	
30 Cubic Yards (18' x 8' x 6')	
MOVE CONTAINER FEE after intial placement. Customers must give specific placement instructions, or have a spotter on site.	$66.38
SCHEDULED PICK-UPS per empty plus actual landfill charges. No container rental fee and MUST KEEP Roll Off bin for at least 90 days to qualify for scheduled pick-ups.	$187.22
UNSCHEDULED PICK-UPS per empty plus actual landfill charges plus oer day container charge as shown below.	$222.86
Daily Container Rental Charge for Unscheduled Service	$5.11
UNSCHEDULED PICK-UPS additional fee for nights, weekends, or holidays	$118.80

Temporary Construction Recycle Rates (Service < 90 Days, includes Delivery & Removal)	
1 YD	$194.71
1.5 YD	$199.63
2 YD	$211.40
3 YD	$218.40
4 YD	$225.41
6 YD	$239.41
8 YD	$253.42

Special Service Rates		
Subscription Item	**Rate**	**Frequency of Charge**
Can/Bin Cleaning	$25.00	/Request
Can/Bin Re-Deliver Fee (after removal for missed payments)	$25.00	/Occurrence
Rear Loader Bulky Waste Pickup	$25.00	/Request
Roll-Off Overweight Charge	$200.00	/Occurrence
Commercial Recycling Contamination Fee	$40.40	/Occurrence + $1/CY
Return Fee	$40.00	/Occurrence

Scenario 2: Effective July 1, 2020
Residential Collection Rates

Subscription Item	2019 Rate	2020 Rate
90 Gal Pack-out (Single Family Units)	$96.16	$110.10
64 Gal (Gray) Curbside (Single Family Unit & Multi Unit extra cans).	$25.92	$29.68
90 Gal Green Waste (Green) Container	$5.57	$6.38
64 Gal Recycling (Blue) Container	$5.59	$6.40
90 Gal Disabled Pack-out (Single Family Unit)	$25.92	$29.68
90 Gal Pack-out (Mobile home)	$92.54	$105.96
90 Gal Curbside (Mobile home)	$19.77	$22.64
Extra 64 Gal Refuse (Gray) Container single Residential only NOT MULTI UNITS	$16.41 per month	$18.79 per month
	$196.98 per year	$225.54 per year
Residential Go-Back Fee All Cans	$25.00	
Residential Special Pick Up Fee Any single can or All Cans (includes extra service or refilling of cans) Courtesy call back not allowed.	$25.00	
Contamination Fee (Garbage in Green or Blue can)	$25.00	

Commercial and Industrial Collection Rates

Solid Waste Collection Rates

Bin Size	Frequency of Weekly Pickup						
	1	2	3	4	5	6	7
300 Gallon	$69.64	$123.29	$176.95	$230.60	$284.24	$337.90	$391.55
1 YD	$82.98	$147.98	$213.00	$278.00	$343.01	$408.00	$473.02
1.5 YD	$89.52	$161.06	$232.60	$304.13	$375.66	$447.20	$518.73
2 YD	$105.23	$192.49	$279.76	$367.03	$454.26	$541.52	$628.80
3 YD	$114.56	$211.18	$307.77	$404.37	$500.96	$597.44	$694.18
4 YD	$122.78	$227.68	$332.58	$437.45	$542.34	$647.23	$752.11
6 YD	$142.59	$267.21	$391.81	$516.44	$641.02	$765.65	$890.26
8 YD	$161.25	$304.55	$447.85	$591.13	$734.44	$877.72	$1,021.01

Recycling Collection Rates

Bin Size	Frequency of Weekly Pickup						
	1	2	3	4	5	6	7
300 Gallon	$60.44	$105.84	$146.17	$191.57	$236.96	$282.35	$327.75
1 YD	$72.64	$128.46	$184.27	$240.08	$295.88	$351.68	$407.51
1.5 YD	$78.28	$139.68	$201.10	$262.52	$323.92	$385.33	$429.70
2 YD	$91.75	$166.67	$241.59	$316.52	$391.40	$466.32	$541.23
3 YD	$99.77	$182.71	$265.63	$348.58	$431.49	$514.42	$597.37
4 YD	$107.79	$198.74	$289.69	$380.64	$471.58	$562.53	$653.48
6 YD	$123.82	$230.82	$337.78	$444.79	$551.73	$658.73	$765.70
8 YD	$139.87	$262.87	$382.17	$508.91	$631.93	$754.94	$877.97

Organics Collection Rates

Bin Size	Frequency of Weekly Pickup						
	1	2	3	4	5	6	7
64 Gallon	$47.10	$84.20	$121.29	$158.39	$195.49	$232.59	$269.69
300 Gallon	$73.05	$129.80	$180.22	$236.97	$293.70	$350.44	$407.19
1 YD	$88.30	$158.08	$227.84	$297.60	$367.35	$437.10	$506.89
1.5 YD	$95.35	$172.10	$248.88	$325.65	$402.41	$479.16	$534.62
2 YD	$112.19	$205.84	$299.48	$393.15	$486.75	$580.40	$674.04

Solid Waste Compactor Collection Rates							
Bin Size	Frequency of Weekly Pickup						
	1	2	3	4	5	6	7
2 YD	$210.46	$384.98	$559.52	$734.07	$908.52	$1,083.04	$1,257.61
3 YD	$229.12	$422.35	$615.54	$808.74	$1,001.93	$1,194.88	$1,388.37
4 YD	$245.57	$455.35	$665.16	$874.90	$1,084.69	$1,294.45	$1,504.22

Roll Off Rates	
10 Cubic Yards (16' x 8' x 3')	
20 Cubic Yards (16' x 6' x 5')	
30 Cubic Yards (18' x 8' x 6')	
MOVE CONTAINER FEE after intial placement. Customers must give specific placement instructions, or have a spotter on site.	$76.01
SCHEDULED PICK-UPS per empty plus actual landfill charges. No container rental fee and MUST KEEP Roll Off bin for at least 90 days to qualify for scheduled pick-ups.	$214.37
UNSCHEDULED PICK-UPS per empty plus actual landfill charges plus oer day container charge as shown below.	$255.17
Daily Container Rental Charge for Unscheduled Service	$5.85
UNSCHEDULED PICK-UPS additional fee for nights, weekends, or holidays	$136.03

Temporary Construction Recycle Rates (Service < 90 Days, includes Delivery & Removal)	
1 YD	$222.94
1.5 YD	$228.58
2 YD	$242.05
3 YD	$250.07
4 YD	$258.09
6 YD	$274.12
8 YD	$290.17

Special Service Rates		
Subscription Item	**Rate**	**Frequency of Charge**
Can/Bin Cleaning	$25.00	/Request
Can/Bin Re-Deliver Fee (after removal for missed payments)	$25.00	/Occurrence
Rear Loader Bulky Waste Pickup	$25.00	/Request
Roll-Off Overweight Charge	$229.00	/Occurrence
Commercial Recycling Contamination Fee	$46.26	/Occurrence + $1/CY
Return Fee	$45.80	/Occurrence

Scenario 2: Effective July 1, 2021
Residential Collection Rates

Subscription Item	2020 Rate	2021 Rate
90 Gal Pack-out (Single Family Units)	$110.10	$126.07
64 Gal (Gray) Curbside (Single Family Unit & Multi Unit extra cans).	$29.68	$33.98
90 Gal Green Waste (Green) Container	$6.38	$7.30
64 Gal Recycling (Blue) Container	$6.40	$7.33
90 Gal Disabled Pack-out (Single Family Unit)	$29.68	$33.98
90 Gal Pack-out (Mobile home)	$105.96	$121.32
90 Gal Curbside (Mobile home)	$22.64	$25.92
Extra 64 Gal Refuse (Gray) Container single Residential only NOT MULTI UNITS	$18.79 per month	$21.51 per month
	$225.54 per year	$258.25 per year
Residential Go-Back Fee All Cans	$25.00	
Residential Special Pick Up Fee Any single can or All Cans (includes extra service or refilling of cans) Courtesy call back not allowed.	$25.00	
Contamination Fee (Garbage in Green or Blue can)	$25.00	

Commercial and Industrial Collection Rates

Solid Waste Collection Rates

Bin Size	Frequency of Weekly Pickup						
	1	2	3	4	5	6	7
300 Gallon	$79.74	$141.17	$202.61	$264.03	$325.46	$386.89	$448.33
1 YD	$95.01	$169.44	$243.88	$318.31	$392.75	$467.16	$541.60
1.5 YD	$102.50	$184.41	$266.33	$348.23	$430.13	$512.04	$593.95
2 YD	$120.49	$220.40	$320.33	$420.25	$520.13	$620.04	$719.98
3 YD	$131.17	$241.80	$352.40	$463.01	$573.60	$684.07	$794.84
4 YD	$140.59	$260.69	$380.81	$500.88	$620.98	$741.07	$861.16
6 YD	$163.27	$305.96	$448.62	$591.33	$733.97	$876.67	$1,019.35
8 YD	$184.64	$348.71	$512.79	$676.85	$840.94	$1,004.98	$1,169.06

Recycling Collection Rates

Bin Size	Frequency of Weekly Pickup						
	1	2	3	4	5	6	7
300 Gallon	$69.20	$121.18	$167.37	$219.35	$271.32	$323.29	$375.27
1 YD	$83.18	$147.09	$210.99	$274.89	$338.79	$402.67	$466.60
1.5 YD	$89.63	$159.94	$230.26	$300.58	$370.89	$441.20	$492.01
2 YD	$105.06	$190.84	$276.62	$362.41	$448.15	$533.93	$619.71
3 YD	$114.23	$209.21	$304.15	$399.12	$494.05	$589.01	$683.99
4 YD	$123.42	$227.56	$331.69	$435.83	$539.96	$644.10	$748.23
6 YD	$141.78	$264.29	$386.76	$509.29	$631.74	$754.25	$876.73
8 YD	$160.15	$300.99	$437.59	$582.70	$723.56	$864.40	$1,005.27

Organics Collection Rates

Bin Size	Frequency of Weekly Pickup						
	1	2	3	4	5	6	7
64 Gallon	$53.93	$96.40	$138.88	$181.36	$223.84	$266.31	$308.79
300 Gallon	$83.64	$148.62	$206.35	$271.33	$336.29	$401.25	$466.23
1 YD	$101.11	$181.00	$260.87	$340.75	$420.62	$500.48	$580.39
1.5 YD	$109.17	$197.06	$284.96	$372.87	$460.75	$548.64	$612.15
2 YD	$128.46	$235.68	$342.91	$450.15	$557.33	$664.55	$771.78

Solid Waste Compactor Collection Rates							
Bin Size	Frequency of Weekly Pickup						
	1	2	3	4	5	6	7
2 YD	$240.98	$440.80	$640.65	$840.51	$1,040.26	$1,240.08	$1,439.96
3 YD	$262.35	$483.59	$704.79	$926.01	$1,147.21	$1,368.14	$1,589.68
4 YD	$281.17	$521.38	$761.61	$1,001.76	$1,241.97	$1,482.15	$1,722.33

Roll Off Rates	
10 Cubic Yards (16' x 8' x 3')	
20 Cubic Yards (16' x 6' x 5')	
30 Cubic Yards (18' x 8' x 6')	
MOVE CONTAINER FEE after intial placement. Customers must give specific placement instructions, or have a spotter on site.	$87.03
SCHEDULED PICK-UPS per empty plus actual landfill charges. No container rental fee and MUST KEEP Roll Off bin for at least 90 days to qualify for scheduled pick-ups.	$245.45
UNSCHEDULED PICK-UPS per empty plus actual landfill charges plus oer day container charge as shown below.	$292.18
Daily Container Rental Charge for Unscheduled Service	$6.70
UNSCHEDULED PICK-UPS additional fee for nights, weekends, or holidays	$155.75

Temporary Construction Recycle Rates (Service < 90 Days, includes Delivery & Removal)	
1 YD	$255.27
1.5 YD	$261.72
2 YD	$277.15
3 YD	$286.33
4 YD	$295.52
6 YD	$313.87
8 YD	$332.24

Special Service Rates		
Subscription Item	**Rate**	**Frequency of Charge**
Can/Bin Cleaning	$25.00	/Request
Can/Bin Re-Deliver Fee (after removal for missed payments)	$25.00	/Occurrence
Rear Loader Bulky Waste Pickup	$25.00	/Request
Roll-Off Overweight Charge	$262.21	/Occurrence
Commercial Recycling Contamination Fee	$52.97	/Occurrence + $1/CY
Return Fee	$52.44	/Occurrence

Scenario 2: Effective July 1, 2022
Residential Collection Rates

Subscription Item	2021 Rate	2022 Rate
90 Gal Pack-out (Single Family Units)	$126.07	$144.35
64 Gal (Gray) Curbside (Single Family Unit & Multi Unit extra cans).	$33.98	$38.91
90 Gal Green Waste (Green) Container	$7.30	$8.36
64 Gal Recycling (Blue) Container	$7.33	$8.39
90 Gal Disabled Pack-out (Single Family Unit)	$33.98	$38.91
90 Gal Pack-out (Mobile home)	$121.32	$138.91
90 Gal Curbside (Mobile home)	$25.92	$29.68
Extra 64 Gal Refuse (Gray) Container single Residential only NOT MULTI UNITS	$21.51 per month	$24.63 per month
	$258.25 per year	$295.69 per year
Residential Go-Back Fee All Cans	$25.00	
Residential Special Pick Up Fee Any single can or All Cans (includes extra service or refilling of cans) Courtesy call back not allowed.	$25.00	
Contamination Fee (Garbage in Green or Blue can)	$25.00	

Commercial and Industrial Collection Rates

Solid Waste Collection Rates

Bin Size	Frequency of Weekly Pickup						
	1	2	3	4	5	6	7
300 Gallon	$91.30	$161.64	$231.99	$302.32	$372.65	$442.99	$513.33
1 YD	$108.79	$194.01	$279.24	$364.46	$449.70	$534.90	$620.13
1.5 YD	$117.36	$211.15	$304.94	$398.72	$492.49	$586.28	$680.07
2 YD	$137.96	$252.36	$366.77	$481.19	$595.55	$709.95	$824.38
3 YD	$150.19	$276.86	$403.49	$530.14	$656.78	$783.26	$910.09
4 YD	$160.97	$298.49	$436.02	$573.51	$711.03	$848.53	$986.03
6 YD	$186.94	$350.32	$513.67	$677.07	$840.39	$1,003.79	$1,167.16
8 YD	$211.41	$399.27	$587.14	$774.99	$962.87	$1,150.71	$1,338.57

Recycling Collection Rates

Bin Size	Frequency of Weekly Pickup						
	1	2	3	4	5	6	7
300 Gallon	$79.23	$138.75	$191.64	$251.16	$310.66	$370.17	$429.69
1 YD	$95.24	$168.42	$241.58	$314.75	$387.91	$461.06	$534.26
1.5 YD	$102.62	$183.13	$263.65	$344.17	$424.67	$505.18	$563.35
2 YD	$120.29	$218.51	$316.73	$414.96	$513.13	$611.35	$709.57
3 YD	$130.80	$239.54	$348.25	$456.99	$565.69	$674.42	$783.17
4 YD	$141.32	$260.56	$379.79	$499.02	$618.26	$737.49	$856.73
6 YD	$162.34	$302.62	$442.84	$583.13	$723.34	$863.62	$1,003.85
8 YD	$183.37	$344.63	$501.04	$667.19	$828.48	$989.74	$1,151.04

Organics Collection Rates

Bin Size	Frequency of Weekly Pickup						
	1	2	3	4	5	6	7
64 Gallon	$61.75	$110.38	$159.02	$207.66	$256.29	$304.93	$353.57
300 Gallon	$95.77	$170.17	$236.27	$310.67	$385.05	$459.43	$533.83
1 YD	$115.77	$207.24	$298.70	$390.15	$481.61	$573.05	$664.54
1.5 YD	$125.00	$225.63	$326.28	$426.93	$527.56	$628.20	$700.91
2 YD	$147.09	$269.86	$392.63	$515.42	$638.14	$760.91	$883.69

Solid Waste Compactor Collection Rates							
Bin Size	Frequency of Weekly Pickup						
	1	2	3	4	5	6	7
2 YD	$275.92	$504.72	$733.55	$962.38	$1,191.09	$1,419.89	$1,648.76
3 YD	$300.39	$553.72	$806.98	$1,060.28	$1,313.55	$1,566.52	$1,820.18
4 YD	$321.94	$596.98	$872.04	$1,147.02	$1,422.06	$1,697.06	$1,972.07

Roll Off Rates	
10 Cubic Yards (16' x 8' x 3')	
20 Cubic Yards (16' x 6' x 5')	
30 Cubic Yards (18' x 8' x 6')	
MOVE CONTAINER FEE after intial placement. Customers must give specific placement instructions, or have a spotter on site.	$99.64
SCHEDULED PICK-UPS per empty plus actual landfill charges. No container rental fee and MUST KEEP Roll Off bin for at least 90 days to qualify for scheduled pick-ups.	$281.04
UNSCHEDULED PICK-UPS per empty plus actual landfill charges plus oer day container charge as shown below.	$334.54
Daily Container Rental Charge for Unscheduled Service	$7.67
UNSCHEDULED PICK-UPS additional fee for nights, weekends, or holidays	$178.33

Temporary Construction Recycle Rates (Service < 90 Days, includes Delivery & Removal)	
1 YD	$292.28
1.5 YD	$299.67
2 YD	$317.34
3 YD	$327.85
4 YD	$338.37
6 YD	$359.38
8 YD	$380.41

Special Service Rates		
Subscription Item	**Rate**	**Frequency of Charge**
Can/Bin Cleaning	$25.00	/Request
Can/Bin Re-Deliver Fee (after removal for missed payments)	$25.00	/Occurrence
Rear Loader Bulky Waste Pickup	$25.00	/Request
Roll-Off Overweight Charge	$300.22	/Occurrence
Commercial Recycling Contamination Fee	$60.65	/Occurrence + $1/CY
Return Fee	$60.04	/Occurrence

Scenario 2: Effective July 1, 2023
Residential Collection Rates

Subscription Item	2022 Rate	2023 Rate
90 Gal Pack-out (Single Family Units)	$144.35	$150.84
64 Gal (Gray) Curbside (Single Family Unit & Multi Unit extra cans).	$38.91	$40.66
90 Gal Green Waste (Green) Container	$8.36	$8.74
64 Gal Recycling (Blue) Container	$8.39	$8.77
90 Gal Disabled Pack-out (Single Family Unit)	$38.91	$40.66
90 Gal Pack-out (Mobile home)	$138.91	$145.17
90 Gal Curbside (Mobile home)	$29.68	$31.01
Extra 64 Gal Refuse (Gray) Container single Residential only NOT MULTI UNITS	$24.63 per month	$25.74 per month
	$295.69 per year	$309.00 per year
Residential Go-Back Fee All Cans	$25.00	
Residential Special Pick Up Fee Any single can or All Cans (includes extra service or refilling of cans) Courtesy call back not allowed.	$25.00	
Contamination Fee (Garbage in Green or Blue can)	$25.00	

Commercial and Industrial Collection Rates

Solid Waste Collection Rates

Bin Size	Frequency of Weekly Pickup						
	1	2	3	4	5	6	7
300 Gallon	$95.41	$168.92	$242.42	$315.92	$389.42	$462.93	$536.43
1 YD	$113.69	$202.74	$291.81	$380.86	$469.93	$558.97	$648.04
1.5 YD	$122.64	$220.66	$318.67	$416.66	$514.66	$612.67	$710.68
2 YD	$144.17	$263.72	$383.28	$502.84	$622.35	$741.89	$861.47
3 YD	$156.95	$289.32	$421.65	$554.00	$686.33	$818.51	$951.05
4 YD	$168.21	$311.92	$455.64	$599.32	$743.02	$886.71	$1,030.41
6 YD	$195.35	$366.09	$536.79	$707.54	$878.21	$1,048.96	$1,219.68
8 YD	$220.92	$417.24	$613.56	$809.87	$1,006.20	$1,202.49	$1,398.81

Recycling Collection Rates

Bin Size	Frequency of Weekly Pickup						
	1	2	3	4	5	6	7
300 Gallon	$82.80	$145.00	$200.26	$262.46	$324.64	$386.83	$449.02
1 YD	$99.52	$176.00	$252.45	$328.91	$405.37	$481.81	$558.30
1.5 YD	$107.24	$191.37	$275.51	$359.66	$443.78	$527.91	$588.70
2 YD	$125.70	$228.34	$330.98	$433.63	$536.23	$638.86	$741.50
3 YD	$136.68	$250.32	$363.92	$477.56	$591.14	$704.76	$818.41
4 YD	$147.68	$272.28	$396.88	$521.48	$646.08	$770.68	$895.28
6 YD	$169.64	$316.23	$462.76	$609.37	$755.89	$902.48	$1,049.03
8 YD	$191.62	$360.14	$523.58	$697.22	$865.76	$1,034.28	$1,202.83

Organics Collection Rates

Bin Size	Frequency of Weekly Pickup						
	1	2	3	4	5	6	7
64 Gallon	$64.53	$115.35	$166.18	$217.00	$267.83	$318.65	$369.48
300 Gallon	$100.08	$177.82	$246.90	$324.65	$402.38	$480.11	$557.85
1 YD	$120.98	$216.57	$312.14	$407.71	$503.28	$598.84	$694.45
1.5 YD	$130.63	$235.79	$340.96	$446.14	$551.30	$656.46	$732.45
2 YD	$153.70	$282.00	$410.30	$538.62	$666.86	$795.15	$923.45

Solid Waste Compactor Collection Rates							
Bin Size	Frequency of Weekly Pickup						
	1	2	3	4	5	6	7
2 YD	$288.33	$527.43	$766.56	$1,005.69	$1,244.69	$1,483.79	$1,722.95
3 YD	$313.90	$578.63	$843.30	$1,108.00	$1,372.66	$1,637.02	$1,902.09
4 YD	$336.43	$623.84	$911.29	$1,198.64	$1,486.05	$1,773.43	$2,060.81

Roll Off Rates	
10 Cubic Yards (16' x 8' x 3')	
20 Cubic Yards (16' x 6' x 5')	
30 Cubic Yards (18' x 8' x 6')	
MOVE CONTAINER FEE after intial placement. Customers must give specific placement instructions, or have a spotter on site.	$104.13
SCHEDULED PICK-UPS per empty plus actual landfill charges. No container rental fee and MUST KEEP Roll Off bin for at least 90 days to qualify for scheduled pick-ups.	$293.69
UNSCHEDULED PICK-UPS per empty plus actual landfill charges plus oer day container charge as shown below.	$349.59
Daily Container Rental Charge for Unscheduled Service	$8.02
UNSCHEDULED PICK-UPS additional fee for nights, weekends, or holidays	$186.36

Temporary Construction Recycle Rates (Service < 90 Days, includes Delivery & Removal)	
1 YD	$305.44
1.5 YD	$313.15
2 YD	$331.62
3 YD	$342.60
4 YD	$353.59
6 YD	$375.56
8 YD	$397.53

Special Service Rates		
Subscription Item	**Rate**	**Frequency of Charge**
Can/Bin Cleaning	$25.00	/Request
Can/Bin Re-Deliver Fee (after removal for missed payments)	$25.00	/Occurrence
Rear Loader Bulky Waste Pickup	$25.00	/Request
Roll-Off Overweight Charge	$313.73	/Occurrence
Commercial Recycling Contamination Fee	$63.37	/Occurrence + $1/CY
Return Fee	$62.75	/Occurrence

Scenario 2: Effective July 1, 2024
Residential Collection Rates

Subscription Item	2023 Rate	2024 Rate
90 Gal Pack-out (Single Family Units)	$150.84	$150.84
64 Gal (Gray) Curbside (Single Family Unit & Multi Unit extra cans).	$40.66	$40.66
90 Gal Green Waste (Green) Container	$8.74	$8.74
64 Gal Recycling (Blue) Container	$8.77	$8.77
90 Gal Disabled Pack-out (Single Family Unit)	$40.66	$40.66
90 Gal Pack-out (Mobile home)	$145.17	$145.17
90 Gal Curbside (Mobile home)	$31.01	$31.01
Extra 64 Gal Refuse (Gray) Container single Residential only NOT MULTI UNITS	$25.74 per month	$25.74 per month
	$309.00 per year	$309.00 per year
Residential Go-Back Fee All Cans	$25.00	
Residential Special Pick Up Fee Any single can or All Cans (includes extra service or refilling of cans) Courtesy call back not allowed.	$25.00	
Contamination Fee (Garbage in Green or Blue can)	$25.00	

Commercial and Industrial Collection Rates

Solid Waste Collection Rates

Bin Size	Frequency of Weekly Pickup						
	1	2	3	4	5	6	7
300 Gallon	$95.41	$168.92	$242.42	$315.92	$389.42	$462.93	$536.43
1 YD	$113.69	$202.74	$291.81	$380.86	$469.93	$558.97	$648.04
1.5 YD	$122.64	$220.66	$318.67	$416.66	$514.66	$612.67	$710.68
2 YD	$144.17	$263.72	$383.28	$502.84	$622.35	$741.89	$861.47
3 YD	$156.95	$289.32	$421.65	$554.00	$686.33	$818.51	$951.05
4 YD	$168.21	$311.92	$455.64	$599.32	$743.02	$886.71	$1,030.41
6 YD	$195.35	$366.09	$536.79	$707.54	$878.21	$1,048.96	$1,219.68
8 YD	$220.92	$417.24	$613.56	$809.87	$1,006.20	$1,202.49	$1,398.81

Recycling Collection Rates

Bin Size	Frequency of Weekly Pickup						
	1	2	3	4	5	6	7
300 Gallon	$82.80	$145.00	$200.26	$262.46	$324.64	$386.83	$449.02
1 YD	$99.52	$176.00	$252.45	$328.91	$405.37	$481.81	$558.30
1.5 YD	$107.24	$191.37	$275.51	$359.66	$443.78	$527.91	$588.70
2 YD	$125.70	$228.34	$330.98	$433.63	$536.23	$638.86	$741.50
3 YD	$136.68	$250.32	$363.92	$477.56	$591.14	$704.76	$818.41
4 YD	$147.68	$272.28	$396.88	$521.48	$646.08	$770.68	$895.28
6 YD	$169.64	$316.23	$462.76	$609.37	$755.89	$902.48	$1,049.03
8 YD	$191.62	$360.14	$523.58	$697.22	$865.76	$1,034.28	$1,202.83

Organics Collection Rates

Bin Size	Frequency of Weekly Pickup						
	1	2	3	4	5	6	7
64 Gallon	$64.53	$115.35	$166.18	$217.00	$267.83	$318.65	$369.48
300 Gallon	$100.08	$177.82	$246.90	$324.65	$402.38	$480.11	$557.85
1 YD	$120.98	$216.57	$312.14	$407.71	$503.28	$598.84	$694.45
1.5 YD	$130.63	$235.79	$340.96	$446.14	$551.30	$656.46	$732.45
2 YD	$153.70	$282.00	$410.30	$538.62	$666.86	$795.15	$923.45

Solid Waste Compactor Collection Rates							
Bin Size	Frequency of Weekly Pickup						
	1	2	3	4	5	6	7
2 YD	$288.33	$527.43	$766.56	$1,005.69	$1,244.69	$1,483.79	$1,722.95
3 YD	$313.90	$578.63	$843.30	$1,108.00	$1,372.66	$1,637.02	$1,902.09
4 YD	$336.43	$623.84	$911.29	$1,198.64	$1,486.05	$1,773.43	$2,060.81

Roll Off Rates	
10 Cubic Yards (16' x 8' x 3')	
20 Cubic Yards (16' x 6' x 5')	
30 Cubic Yards (18' x 8' x 6')	
MOVE CONTAINER FEE after intial placement. Customers must give specific placement instructions, or have a spotter on site.	$104.13
SCHEDULED PICK-UPS per empty plus actual landfill charges. No container rental fee and MUST KEEP Roll Off bin for at least 90 days to qualify for scheduled pick-ups.	$293.69
UNSCHEDULED PICK-UPS per empty plus actual landfill charges plus oer day container charge as shown below.	$349.59
Daily Container Rental Charge for Unscheduled Service	$8.02
UNSCHEDULED PICK-UPS additional fee for nights, weekends, or holidays	$186.36

Temporary Construction Recycle Rates (Service < 90 Days, includes Delivery & Removal)	
1 YD	$305.44
1.5 YD	$313.15
2 YD	$331.62
3 YD	$342.60
4 YD	$353.59
6 YD	$375.56
8 YD	$397.53

Special Service Rates		
Subscription Item	**Rate**	**Frequency of Charge**
Can/Bin Cleaning	$25.00	/Request
Can/Bin Re-Deliver Fee (after removal for missed payments)	$25.00	/Occurrence
Rear Loader Bulky Waste Pickup	$25.00	/Request
Roll-Off Overweight Charge	$313.73	/Occurrence
Commercial Recycling Contamination Fee	$63.37	/Occurrence + $1/CY
Return Fee	$62.75	/Occurrence

Current Rates: Effective January 1, 2019
Residential Collection rates

Subscription Item	2019 Rate
90 Gal Pack-out (Single Family Units)	$96.16
64 Gal (Gray) Curbside (Single Family Unit & Multi Unit extra cans).	$25.92
90 Gal Green Waste (Green) Container	$5.57
64 Gal Recycling (Blue) Container	$5.59
90 Gal Disabled Pack-out (Single Family Unit)	$25.92
90 Gal Pack-out (Mobile home)	$92.54
90 Gal Curbside (Mobile home)	$19.77
Extra 64 Gal Refuse (Gray) Container single Residential only NOT MULTI UNITS	$16.41 per month $196.98 per year
Residential Go-Back Fee All Cans	$25.00
Residential Special Pick Up Fee Any single can or All Cans (includes extra service or refilling of cans) Courtesy call back not allowed.	$25.00
Contamination Fee (Garbage in Green or Blue can)	$25.00

Commercial and Industrial Collection Rates

Solid Waste Collection Rates

Bin Size	Frequency of Weekly Pickup						
	1	2	3	4	5	6	7
300 Gallon	$52.09	$98.95	$145.81	$192.66	$239.51	$286.37	$333.23
1 YD	$63.74	$120.51	$177.29	$234.06	$290.84	$347.60	$404.38
1.5 YD	$69.45	$131.93	$194.41	$256.88	$319.35	$381.83	$444.31
2 YD	$83.17	$159.38	$235.60	$311.82	$388.00	$464.21	$540.44
3 YD	$91.32	$175.70	$260.06	$344.43	$428.79	$513.05	$597.54
4 YD	$98.50	$190.11	$281.73	$373.32	$464.93	$556.53	$648.13
6 YD	$115.80	$224.64	$333.46	$442.31	$551.11	$659.96	$768.79
8 YD	$132.10	$257.25	$382.40	$507.54	$632.70	$757.83	$882.98

Recycling Collection Rates

Bin Size	Frequency of Weekly Pickup						
	1	2	3	4	5	6	7
300 Gallon	$44.05	$83.70	$118.93	$158.58	$198.22	$237.86	$277.51
1 YD	$54.71	$103.46	$152.20	$200.94	$249.68	$298.41	$347.17
1.5 YD	$59.63	$113.26	$166.90	$220.54	$274.17	$327.80	$366.55
2 YD	$71.40	$136.83	$202.26	$267.70	$333.10	$398.53	$463.96
3 YD	$78.40	$150.84	$223.26	$295.70	$368.11	$440.54	$512.99
4 YD	$85.41	$164.84	$244.27	$323.70	$403.13	$482.56	$561.99
6 YD	$99.41	$192.86	$286.27	$379.73	$473.13	$566.58	$660.00
8 YD	$113.42	$220.85	$280.53	$435.73	$543.17	$650.60	$758.05

Organics Collection Rates

Bin Size	Frequency of Weekly Pickup						
	1	2	3	4	5	6	7
64 Gallon	$32.40	$64.80	$97.20	$129.60	$162.00	$194.40	$226.80
300 Gallon	$55.06	$104.63	$148.66	$198.23	$247.78	$297.33	$346.89
1 YD	$68.39	$129.33	$190.25	$251.18	$312.10	$373.01	$433.96
1.5 YD	$74.54	$141.58	$208.63	$275.68	$342.71	$409.75	$458.19
2 YD	$89.25	$171.04	$252.83	$334.63	$416.38	$498.16	$579.95

Solid Waste Compactor Collection Rates							
Bin Size	Frequency of Weekly Pickup						
	1	2	3	4	5	6	7
2 YD	$166.34	$318.76	$471.20	$623.64	$776.00	$928.42	$1,080.88
3 YD	$182.64	$351.40	$520.12	$688.86	$857.58	$1,026.10	$1,195.08
4 YD	$197.00	$380.22	$563.46	$746.64	$929.86	$1,113.06	$1,296.26

Roll Off Rates	
10 Cubic Yards (16' x 8' x 3')	
20 Cubic Yards (16' x 6' x 5')	
30 Cubic Yards (18' x 8' x 6')	
MOVE CONTAINER FEE after intial placement. Customers must give specific placement instructions, or have a spotter on site.	$66.38
SCHEDULED PICK-UPS per empty plus actual landfill charges. No container rental fee and MUST KEEP Roll Off bin for at least 90 days to qualify for scheduled pick-ups.	$187.22
UNSCHEDULED PICK-UPS per empty plus actual landfill charges plus oer day container charge as shown below.	$222.86
Daily Container Rental Charge for Unscheduled Service	$5.11
UNSCHEDULED PICK-UPS additional fee for nights, weekends, or holidays	$118.80

Temporary Construction Recycle Rates (Service < 90 Days, includes Delivery & Removal)	
1 YD	$194.71
1.5 YD	$199.63
2 YD	$211.40
3 YD	$218.40
4 YD	$225.41
6 YD	$239.41
8 YD	$253.42

Special Service Rates		
Subscription Item	**Rate**	**Frequency of Charge**
Can/Bin Cleaning	$25.00	/Request
Can/Bin Re-Deliver Fee (after removal for missed payments)	$25.00	/Occurrence
Rear Loader Bulky Waste Pickup	$25.00	/Request
Roll-Off Overweight Charge	$200.00	/Occurrence
Commercial Recycling Contamination Fee	$40.40	/Occurrence + $1/CY
Return Fee	$40.00	/Occurrence

Scenario 3: Effective July 1, 2020
Residential Collection Rates

Subscription Item	2019 Rate	2020 Rate
90 Gal Pack-out (Single Family Units)	$96.16	$121.16
64 Gal (Gray) Curbside (Single Family Unit & Multi Unit extra cans).	$25.92	$32.66
90 Gal Green Waste (Green) Container	$5.57	$7.02
64 Gal Recycling (Blue) Container	$5.59	$7.04
90 Gal Disabled Pack-out (Single Family Unit)	$25.92	$32.66
90 Gal Pack-out (Mobile home)	$92.54	$116.60
90 Gal Curbside (Mobile home)	$19.77	$24.91
Extra 64 Gal Refuse (Gray) Container single Residential only NOT MULTI UNITS	$16.41 per month	$20.68 per month
	$196.98 per year	$248.19 per year
Residential Go-Back Fee All Cans	$25.00	
Residential Special Pick Up Fee Any single can or All Cans (includes extra service or refilling of cans) Courtesy call back not allowed.	$25.00	
Contamination Fee (Garbage in Green or Blue can)	$25.00	

Commercial and Industrial Collection Rates

Solid Waste Collection Rates

Bin Size	Frequency of Weekly Pickup						
	1	2	3	4	5	6	7
300 Gallon	$82.92	$148.53	$214.13	$279.72	$345.32	$410.92	$476.53
1 YD	$99.24	$178.71	$258.21	$337.68	$417.18	$496.64	$576.13
1.5 YD	$107.23	$194.70	$282.17	$369.63	$457.09	$544.56	$632.03
2 YD	$126.44	$233.13	$339.84	$446.55	$553.20	$659.89	$766.62
3 YD	$137.85	$255.98	$374.08	$492.20	$610.31	$728.27	$846.56
4 YD	$147.90	$276.15	$404.42	$532.65	$660.90	$789.14	$917.38
6 YD	$172.12	$324.50	$476.84	$629.23	$781.55	$933.94	$1,086.31
8 YD	$194.94	$370.15	$545.36	$720.56	$895.78	$1,070.96	$1,246.17

Recycling Collection Rates

Bin Size	Frequency of Weekly Pickup						
	1	2	3	4	5	6	7
300 Gallon	$71.67	$127.18	$176.50	$232.01	$287.51	$343.00	$398.51
1 YD	$86.59	$154.84	$223.08	$291.32	$359.55	$427.77	$496.04
1.5 YD	$93.48	$168.56	$243.66	$318.76	$393.84	$468.92	$523.17
2 YD	$109.96	$201.56	$293.16	$384.78	$476.34	$567.94	$659.54
3 YD	$119.76	$221.18	$322.56	$423.98	$525.35	$626.76	$728.19
4 YD	$129.57	$240.78	$351.98	$463.18	$574.38	$685.58	$796.79
6 YD	$149.17	$280.00	$410.78	$541.62	$672.38	$803.21	$934.00
8 YD	$168.79	$319.19	$465.06	$620.02	$770.44	$920.84	$1,071.27

Organics Collection Rates

Bin Size	Frequency of Weekly Pickup						
	1	2	3	4	5	6	7
64 Gallon	$55.36	$100.72	$146.08	$191.44	$236.80	$282.16	$327.52
300 Gallon	$87.09	$156.48	$218.13	$287.52	$356.89	$426.26	$495.64
1 YD	$105.74	$191.06	$276.35	$361.65	$446.94	$532.22	$617.55
1.5 YD	$114.35	$208.21	$302.08	$395.95	$489.80	$583.65	$651.46
2 YD	$134.95	$249.45	$363.96	$478.48	$592.93	$707.43	$821.93

Solid Waste Compactor Collection Rates							
Bin Size	Frequency of Weekly Pickup						
	1	2	3	4	5	6	7
2 YD	$252.88	$466.26	$679.68	$893.10	$1,106.40	$1,319.79	$1,533.23
3 YD	$275.70	$511.96	$748.17	$984.40	$1,220.61	$1,456.54	$1,693.11
4 YD	$295.80	$552.31	$808.84	$1,065.30	$1,321.80	$1,578.28	$1,834.76

Roll Off Rates	
10 Cubic Yards (16' x 8' x 3')	
20 Cubic Yards (16' x 6' x 5')	
30 Cubic Yards (18' x 8' x 6')	
MOVE CONTAINER FEE after intial placement. Customers must give specific placement instructions, or have a spotter on site.	$92.93
SCHEDULED PICK-UPS per empty plus actual landfill charges. No container rental fee and MUST KEEP Roll Off bin for at least 90 days to qualify for scheduled pick-ups.	$262.11
UNSCHEDULED PICK-UPS per empty plus actual landfill charges plus oer day container charge as shown below.	$312.00
Daily Container Rental Charge for Unscheduled Service	$7.15
UNSCHEDULED PICK-UPS additional fee for nights, weekends, or holidays	$166.32

Temporary Construction Recycle Rates (Service < 90 Days, includes Delivery & Removal)	
1 YD	$272.59
1.5 YD	$279.48
2 YD	$295.96
3 YD	$305.76
4 YD	$315.57
6 YD	$335.17
8 YD	$354.79

Special Service Rates		
Subscription Item	**Rate**	**Frequency of Charge**
Can/Bin Cleaning	$25.00	/Request
Can/Bin Re-Deliver Fee (after removal for missed payments)	$25.00	/Occurrence
Rear Loader Bulky Waste Pickup	$25.00	/Request
Roll-Off Overweight Charge	$280.00	/Occurrence
Commercial Recycling Contamination Fee	$56.56	/Occurrence + $1/CY
Return Fee	$56.00	/Occurrence

Scenario 3: Effective July 1, 2021
Residential Collection Rates

Subscription Item	2020 Rate	2021 Rate
90 Gal Pack-out (Single Family Units)	$121.16	$126.61
64 Gal (Gray) Curbside (Single Family Unit & Multi Unit extra cans).	$32.66	$34.13
90 Gal Green Waste (Green) Container	$7.02	$7.33
64 Gal Recycling (Blue) Container	$7.04	$7.36
90 Gal Disabled Pack-out (Single Family Unit)	$32.66	$34.13
90 Gal Pack-out (Mobile home)	$116.60	$121.85
90 Gal Curbside (Mobile home)	$24.91	$26.03
Extra 64 Gal Refuse (Gray) Container single Residential only NOT MULTI UNITS	$20.68 per month	$21.61 per month
	$248.19 per year	$259.36 per year
Residential Go-Back Fee All Cans	$25.00	
Residential Special Pick Up Fee Any single can or All Cans (includes extra service or refilling of cans) Courtesy call back not allowed.	$25.00	
Contamination Fee (Garbage in Green or Blue can)	$25.00	

Commercial and Industrial Collection Rates

Solid Waste Collection Rates

Bin Size	Frequency of Weekly Pickup						
	1	2	3	4	5	6	7
300 Gallon	$89.14	$159.67	$230.19	$300.70	$371.22	$441.74	$512.26
1 YD	$106.68	$192.12	$277.57	$363.01	$448.46	$533.89	$619.34
1.5 YD	$115.27	$209.30	$303.34	$397.35	$491.37	$585.40	$679.44
2 YD	$135.92	$250.62	$365.33	$480.04	$594.69	$709.39	$824.11
3 YD	$148.19	$275.18	$402.14	$529.12	$656.08	$782.89	$910.05
4 YD	$158.99	$296.87	$434.75	$572.60	$710.47	$848.33	$986.19
6 YD	$185.03	$348.83	$512.61	$676.43	$840.17	$1,003.99	$1,167.78
8 YD	$209.56	$397.91	$586.26	$774.60	$962.96	$1,151.28	$1,339.63

Recycling Collection Rates

Bin Size	Frequency of Weekly Pickup						
	1	2	3	4	5	6	7
300 Gallon	$77.05	$136.72	$189.74	$249.41	$309.07	$368.73	$428.40
1 YD	$93.09	$166.46	$239.81	$313.16	$386.52	$459.86	$533.24
1.5 YD	$100.49	$181.21	$261.93	$342.66	$423.38	$504.09	$562.41
2 YD	$118.21	$216.68	$315.15	$413.64	$512.07	$610.54	$709.01
3 YD	$128.74	$237.76	$346.76	$455.78	$564.76	$673.76	$782.80
4 YD	$139.29	$258.83	$378.38	$497.92	$617.46	$737.00	$856.54
6 YD	$160.36	$301.00	$441.59	$582.24	$722.81	$863.45	$1,004.05
8 YD	$181.45	$343.13	$499.94	$666.52	$828.22	$989.90	$1,151.62

Organics Collection Rates

Bin Size	Frequency of Weekly Pickup						
	1	2	3	4	5	6	7
64 Gallon	$59.51	$108.27	$157.04	$205.80	$254.56	$303.32	$352.08
300 Gallon	$93.62	$168.21	$234.49	$309.08	$383.65	$458.22	$532.82
1 YD	$113.67	$205.38	$297.08	$388.77	$480.46	$572.13	$663.86
1.5 YD	$122.93	$223.82	$324.73	$425.64	$526.53	$627.42	$700.32
2 YD	$145.07	$268.16	$391.25	$514.36	$637.39	$760.48	$883.57

Solid Waste Compactor Collection Rates							
Bin Size	Frequency of Weekly Pickup						
	1	2	3	4	5	6	7
2 YD	$271.84	$501.23	$730.66	$960.08	$1,189.38	$1,418.77	$1,648.22
3 YD	$296.37	$550.36	$804.28	$1,058.23	$1,312.16	$1,565.78	$1,820.10
4 YD	$317.99	$593.73	$869.51	$1,145.19	$1,420.94	$1,696.66	$1,972.37

Roll Off Rates	
10 Cubic Yards (16' x 8' x 3')	
20 Cubic Yards (16' x 6' x 5')	
30 Cubic Yards (18' x 8' x 6')	
MOVE CONTAINER FEE after intial placement. Customers must give specific placement instructions, or have a spotter on site.	$99.90
SCHEDULED PICK-UPS per empty plus actual landfill charges. No container rental fee and MUST KEEP Roll Off bin for at least 90 days to qualify for scheduled pick-ups.	$281.77
UNSCHEDULED PICK-UPS per empty plus actual landfill charges plus oer day container charge as shown below.	$335.40
Daily Container Rental Charge for Unscheduled Service	$7.69
UNSCHEDULED PICK-UPS additional fee for nights, weekends, or holidays	$178.79

Temporary Construction Recycle Rates (Service < 90 Days, includes Delivery & Removal)	
1 YD	$293.04
1.5 YD	$300.44
2 YD	$318.16
3 YD	$328.69
4 YD	$339.24
6 YD	$360.31
8 YD	$381.40

Special Service Rates		
Subscription Item	**Rate**	**Frequency of Charge**
Can/Bin Cleaning	$25.00	/Request
Can/Bin Re-Deliver Fee (after removal for missed payments)	$25.00	/Occurrence
Rear Loader Bulky Waste Pickup	$25.00	/Request
Roll-Off Overweight Charge	$301.00	/Occurrence
Commercial Recycling Contamination Fee	$60.80	/Occurrence + $1/CY
Return Fee	$60.20	/Occurrence

Scenario 3: Effective July 1, 2022
Residential Collection Rates

Subscription Item	2021 Rate	2022 Rate
90 Gal Pack-out (Single Family Units)	$126.61	$132.31
64 Gal (Gray) Curbside (Single Family Unit & Multi Unit extra cans).	$34.13	$35.66
90 Gal Green Waste (Green) Container	$7.33	$7.66
64 Gal Recycling (Blue) Container	$7.36	$7.69
90 Gal Disabled Pack-out (Single Family Unit)	$34.13	$35.66
90 Gal Pack-out (Mobile home)	$121.85	$127.33
90 Gal Curbside (Mobile home)	$26.03	$27.20
Extra 64 Gal Refuse (Gray) Container single Residential only NOT MULTI UNITS	$21.61 per month	$22.58 per month
	$259.36 per year	$271.03 per year
Residential Go-Back Fee All Cans	$25.00	
Residential Special Pick Up Fee Any single can or All Cans (includes extra service or refilling of cans) Courtesy call back not allowed.	$25.00	
Contamination Fee (Garbage in Green or Blue can)	$25.00	

Commercial and Industrial Collection Rates

Solid Waste Collection Rates

Bin Size	Frequency of Weekly Pickup						
	1	2	3	4	5	6	7
300 Gallon	$95.83	$171.64	$247.45	$323.26	$399.06	$474.87	$550.68
1 YD	$114.68	$206.53	$298.39	$390.24	$482.10	$573.93	$665.79
1.5 YD	$123.92	$225.00	$326.09	$427.16	$528.22	$629.31	$730.39
2 YD	$146.11	$269.41	$392.73	$516.04	$639.29	$762.59	$885.92
3 YD	$159.30	$295.82	$432.30	$568.80	$705.28	$841.61	$978.30
4 YD	$170.92	$319.13	$467.36	$615.54	$763.75	$911.95	$1,060.15
6 YD	$198.91	$375.00	$551.05	$727.16	$903.18	$1,079.29	$1,255.36
8 YD	$225.28	$427.75	$630.23	$832.69	$1,035.19	$1,237.63	$1,440.11

Recycling Collection Rates

Bin Size	Frequency of Weekly Pickup						
	1	2	3	4	5	6	7
300 Gallon	$82.82	$146.97	$203.97	$268.12	$332.25	$396.38	$460.53
1 YD	$100.07	$178.94	$257.80	$336.65	$415.51	$494.35	$573.23
1.5 YD	$108.03	$194.80	$281.58	$368.36	$455.13	$541.90	$604.59
2 YD	$127.07	$232.93	$338.79	$444.66	$550.47	$656.33	$762.19
3 YD	$138.40	$255.60	$372.76	$489.96	$607.11	$724.29	$841.51
4 YD	$149.74	$278.25	$406.75	$535.26	$663.77	$792.28	$920.79
6 YD	$172.39	$323.58	$474.71	$625.91	$777.02	$928.21	$1,079.35
8 YD	$195.06	$368.86	$537.43	$716.51	$890.34	$1,064.15	$1,237.99

Organics Collection Rates

Bin Size	Frequency of Weekly Pickup						
	1	2	3	4	5	6	7
64 Gallon	$63.98	$116.39	$168.81	$221.23	$273.65	$326.07	$378.49
300 Gallon	$100.64	$180.83	$252.07	$332.26	$412.43	$492.59	$572.78
1 YD	$122.20	$220.79	$319.36	$417.93	$516.50	$615.04	$713.65
1.5 YD	$132.15	$240.61	$349.09	$457.56	$566.02	$674.48	$752.85
2 YD	$155.95	$288.27	$420.60	$552.94	$685.20	$817.52	$949.84

Solid Waste Compactor Collection Rates							
Bin Size	Frequency of Weekly Pickup						
	1	2	3	4	5	6	7
2 YD	$292.23	$538.83	$785.46	$1,032.08	$1,278.58	$1,525.18	$1,771.84
3 YD	$318.60	$591.63	$864.60	$1,137.60	$1,410.57	$1,683.21	$1,956.60
4 YD	$341.83	$638.26	$934.72	$1,231.08	$1,527.51	$1,823.90	$2,120.30

Roll Off Rates	
10 Cubic Yards (16' x 8' x 3')	
20 Cubic Yards (16' x 6' x 5')	
30 Cubic Yards (18' x 8' x 6')	
MOVE CONTAINER FEE after intial placement. Customers must give specific placement instructions, or have a spotter on site.	$107.39
SCHEDULED PICK-UPS per empty plus actual landfill charges. No container rental fee and MUST KEEP Roll Off bin for at least 90 days to qualify for scheduled pick-ups.	$302.90
UNSCHEDULED PICK-UPS per empty plus actual landfill charges plus oer day container charge as shown below.	$360.56
Daily Container Rental Charge for Unscheduled Service	$8.27
UNSCHEDULED PICK-UPS additional fee for nights, weekends, or holidays	$192.20

Temporary Construction Recycle Rates (Service < 90 Days, includes Delivery & Removal)	
1 YD	$315.02
1.5 YD	$322.98
2 YD	$342.02
3 YD	$353.34
4 YD	$364.69
6 YD	$387.34
8 YD	$410.00

Special Service Rates		
Subscription Item	**Rate**	**Frequency of Charge**
Can/Bin Cleaning	$25.00	/Request
Can/Bin Re-Deliver Fee (after removal for missed payments)	$25.00	/Occurrence
Rear Loader Bulky Waste Pickup	$25.00	/Request
Roll-Off Overweight Charge	$323.58	/Occurrence
Commercial Recycling Contamination Fee	$65.36	/Occurrence + $1/CY
Return Fee	$64.72	/Occurrence

Scenario 3: Effective July 1, 2023
Residential Collection Rates

Subscription Item	2022 Rate	2023 Rate
90 Gal Pack-out (Single Family Units)	$132.31	$138.27
64 Gal (Gray) Curbside (Single Family Unit & Multi Unit extra cans).	$35.66	$37.27
90 Gal Green Waste (Green) Container	$7.66	$8.01
64 Gal Recycling (Blue) Container	$7.69	$8.04
90 Gal Disabled Pack-out (Single Family Unit)	$35.66	$37.27
90 Gal Pack-out (Mobile home)	$127.33	$133.06
90 Gal Curbside (Mobile home)	$27.20	$28.43
Extra 64 Gal Refuse (Gray) Container single Residential only NOT MULTI UNITS	$22.58 per month	$23.60 per month
	$271.03 per year	$283.23 per year
Residential Go-Back Fee All Cans	$25.00	
Residential Special Pick Up Fee Any single can or All Cans (includes extra service or refilling of cans) Courtesy call back not allowed.	$25.00	
Contamination Fee (Garbage in Green or Blue can)	$25.00	

Commercial and Industrial Collection Rates

Solid Waste Collection Rates

Bin Size	Frequency of Weekly Pickup						
	1	2	3	4	5	6	7
300 Gallon	$103.01	$184.51	$266.01	$347.50	$428.99	$510.49	$591.99
1 YD	$123.28	$222.02	$320.77	$419.50	$518.26	$616.97	$715.73
1.5 YD	$133.21	$241.88	$350.54	$459.19	$567.84	$676.51	$785.17
2 YD	$157.07	$289.62	$422.18	$554.75	$687.24	$819.78	$952.36
3 YD	$171.25	$318.00	$464.72	$611.46	$758.18	$904.73	$1,051.67
4 YD	$183.74	$343.07	$502.41	$661.71	$821.04	$980.35	$1,139.66
6 YD	$213.82	$403.12	$592.38	$781.70	$970.92	$1,160.24	$1,349.51
8 YD	$242.17	$459.84	$677.50	$895.14	$1,112.82	$1,330.45	$1,548.12

Recycling Collection Rates

Bin Size	Frequency of Weekly Pickup						
	1	2	3	4	5	6	7
300 Gallon	$89.04	$158.00	$219.27	$288.23	$357.17	$426.11	$495.07
1 YD	$107.58	$192.36	$277.13	$361.90	$446.67	$531.42	$616.23
1.5 YD	$116.13	$209.41	$302.70	$395.99	$489.26	$582.54	$649.93
2 YD	$136.60	$250.40	$364.20	$478.01	$591.76	$705.55	$819.35
3 YD	$148.78	$274.77	$400.72	$526.71	$652.65	$778.62	$904.62
4 YD	$160.97	$299.12	$437.26	$575.41	$713.55	$851.70	$989.84
6 YD	$185.32	$347.85	$510.31	$672.86	$835.30	$997.83	$1,160.31
8 YD	$209.68	$396.53	$577.74	$770.25	$957.11	$1,143.96	$1,330.84

Organics Collection Rates

Bin Size	Frequency of Weekly Pickup						
	1	2	3	4	5	6	7
64 Gallon	$68.77	$125.12	$181.47	$237.83	$294.18	$350.53	$406.88
300 Gallon	$108.19	$194.39	$270.98	$357.18	$443.36	$529.54	$615.74
1 YD	$131.36	$237.35	$343.31	$449.27	$555.23	$661.17	$767.18
1.5 YD	$142.06	$258.65	$375.27	$491.88	$608.47	$725.07	$809.31
2 YD	$167.65	$309.89	$452.14	$594.41	$736.59	$878.83	$1,021.08

Solid Waste Compactor Collection Rates							
Bin Size	Frequency of Weekly Pickup						
	1	2	3	4	5	6	7
2 YD	$314.15	$579.24	$844.36	$1,109.49	$1,374.48	$1,639.57	$1,904.73
3 YD	$342.50	$636.01	$929.45	$1,222.92	$1,516.36	$1,809.46	$2,103.35
4 YD	$367.47	$686.13	$1,004.82	$1,323.41	$1,642.07	$1,960.70	$2,279.32

Roll Off Rates	
10 Cubic Yards (16' x 8' x 3')	
20 Cubic Yards (16' x 6' x 5')	
30 Cubic Yards (18' x 8' x 6')	
MOVE CONTAINER FEE after intial placement. Customers must give specific placement instructions, or have a spotter on site.	$115.45
SCHEDULED PICK-UPS per empty plus actual landfill charges. No container rental fee and MUST KEEP Roll Off bin for at least 90 days to qualify for scheduled pick-ups.	$325.62
UNSCHEDULED PICK-UPS per empty plus actual landfill charges plus oer day container charge as shown below.	$387.60
Daily Container Rental Charge for Unscheduled Service	$8.89
UNSCHEDULED PICK-UPS additional fee for nights, weekends, or holidays	$206.62

Temporary Construction Recycle Rates (Service < 90 Days, includes Delivery & Removal)	
1 YD	$338.64
1.5 YD	$347.20
2 YD	$367.67
3 YD	$379.84
4 YD	$392.04
6 YD	$416.39
8 YD	$440.75

Special Service Rates		
Subscription Item	**Rate**	**Frequency of Charge**
Can/Bin Cleaning	$25.00	/Request
Can/Bin Re-Deliver Fee (after removal for missed payments)	$25.00	/Occurrence
Rear Loader Bulky Waste Pickup	$25.00	/Request
Roll-Off Overweight Charge	$347.84	/Occurrence
Commercial Recycling Contamination Fee	$70.26	/Occurrence + $1/CY
Return Fee	$69.57	/Occurrence

Scenario 3: Effective July 1, 2024
Residential Collection Rates

Subscription Item	2023 Rate	2024 Rate
90 Gal Pack-out (Single Family Units)	$138.27	$138.27
64 Gal (Gray) Curbside (Single Family Unit & Multi Unit extra cans).	$37.27	$37.27
90 Gal Green Waste (Green) Container	$8.01	$8.01
64 Gal Recycling (Blue) Container	$8.04	$8.04
90 Gal Disabled Pack-out (Single Family Unit)	$37.27	$37.27
90 Gal Pack-out (Mobile home)	$133.06	$133.06
90 Gal Curbside (Mobile home)	$28.43	$28.43
Extra 64 Gal Refuse (Gray) Container single Residential only NOT MULTI UNITS	$23.60 per month	$23.60 per month
	$283.23 per year	$283.23 per year
Residential Go-Back Fee All Cans	$25.00	
Residential Special Pick Up Fee Any single can or All Cans (includes extra service or refilling of cans) Courtesy call back not allowed.	$25.00	
Contamination Fee (Garbage in Green or Blue can)	$25.00	

Commercial and Industrial Collection Rates

Solid Waste Collection Rates

Bin Size	Frequency of Weekly Pickup						
	1	2	3	4	5	6	7
300 Gallon	$103.01	$184.51	$266.01	$347.50	$428.99	$510.49	$591.99
1 YD	$123.28	$222.02	$320.77	$419.50	$518.26	$616.97	$715.73
1.5 YD	$133.21	$241.88	$350.54	$459.19	$567.84	$676.51	$785.17
2 YD	$157.07	$289.62	$422.18	$554.75	$687.24	$819.78	$952.36
3 YD	$171.25	$318.00	$464.72	$611.46	$758.18	$904.73	$1,051.67
4 YD	$183.74	$343.07	$502.41	$661.71	$821.04	$980.35	$1,139.66
6 YD	$213.82	$403.12	$592.38	$781.70	$970.92	$1,160.24	$1,349.51
8 YD	$242.17	$459.84	$677.50	$895.14	$1,112.82	$1,330.45	$1,548.12

Recycling Collection Rates

Bin Size	Frequency of Weekly Pickup						
	1	2	3	4	5	6	7
300 Gallon	$89.04	$158.00	$219.27	$288.23	$357.17	$426.11	$495.07
1 YD	$107.58	$192.36	$277.13	$361.90	$446.67	$531.42	$616.23
1.5 YD	$116.13	$209.41	$302.70	$395.99	$489.26	$582.54	$649.93
2 YD	$136.60	$250.40	$364.20	$478.01	$591.76	$705.55	$819.35
3 YD	$148.78	$274.77	$400.72	$526.71	$652.65	$778.62	$904.62
4 YD	$160.97	$299.12	$437.26	$575.41	$713.55	$851.70	$989.84
6 YD	$185.32	$347.85	$510.31	$672.86	$835.30	$997.83	$1,160.31
8 YD	$209.68	$396.53	$577.74	$770.25	$957.11	$1,143.96	$1,330.84

Organics Collection Rates

Bin Size	Frequency of Weekly Pickup						
	1	2	3	4	5	6	7
64 Gallon	$68.77	$125.12	$181.47	$237.83	$294.18	$350.53	$406.88
300 Gallon	$108.19	$194.39	$270.98	$357.18	$443.36	$529.54	$615.74
1 YD	$131.36	$237.35	$343.31	$449.27	$555.23	$661.17	$767.18
1.5 YD	$142.06	$258.65	$375.27	$491.88	$608.47	$725.07	$809.31
2 YD	$167.65	$309.89	$452.14	$594.41	$736.59	$878.83	$1,021.08

Solid Waste Compactor Collection Rates							
Bin Size	Frequency of Weekly Pickup						
	1	2	3	4	5	6	7
2 YD	$314.15	$579.24	$844.36	$1,109.49	$1,374.48	$1,639.57	$1,904.73
3 YD	$342.50	$636.01	$929.45	$1,222.92	$1,516.36	$1,809.46	$2,103.35
4 YD	$367.47	$686.13	$1,004.82	$1,323.41	$1,642.07	$1,960.70	$2,279.32

Roll Off Rates	
10 Cubic Yards (16' x 8' x 3')	
20 Cubic Yards (16' x 6' x 5')	
30 Cubic Yards (18' x 8' x 6')	
MOVE CONTAINER FEE after intial placement. Customers must give specific placement instructions, or have a spotter on site.	$115.45
SCHEDULED PICK-UPS per empty plus actual landfill charges. No container rental fee and MUST KEEP Roll Off bin for at least 90 days to qualify for scheduled pick-ups.	$325.62
UNSCHEDULED PICK-UPS per empty plus actual landfill charges plus oer day container charge as shown below.	$387.60
Daily Container Rental Charge for Unscheduled Service	$8.89
UNSCHEDULED PICK-UPS additional fee for nights, weekends, or holidays	$206.62

Temporary Construction Recycle Rates (Service < 90 Days, includes Delivery & Removal)	
1 YD	$338.64
1.5 YD	$347.20
2 YD	$367.67
3 YD	$379.84
4 YD	$392.04
6 YD	$416.39
8 YD	$440.75

Special Service Rates		
Subscription Item	**Rate**	**Frequency of Charge**
Can/Bin Cleaning	$25.00	/Request
Can/Bin Re-Deliver Fee (after removal for missed payments)	$25.00	/Occurrence
Rear Loader Bulky Waste Pickup	$25.00	/Request
Roll-Off Overweight Charge	$347.84	/Occurrence
Commercial Recycling Contamination Fee	$70.26	/Occurrence + $1/CY
Return Fee	$69.57	/Occurrence

City of Merced

Scenario 3, with LAP (4%)

10-Year Financial Plan Summary

Income and Expense Detail				Actual					Budgeted	Forecast									
				2013 - 2014	2014 - 2015	2015 - 2016	2016 - 2017	2017 - 2018	2018 - 2019	2019 - 2020	2020 - 2021	2021 - 2022	2022 - 2023	2023 - 2024	2024 - 2025	2025 - 2026	2026 - 2027	2027 - 2028	2028 - 2029
Beginning Fund 558 Balance				6,276,764	6,020,954	$ 6,306,524	$ 6,438,741	$ 7,160,069	$ 7,334,000	$ 5,127,000	$ 2,606,000	$ 679,000	$ 707,000	$ 979,000	$ 1,239,000	$ 3,265,000	$ 4,585,000	$ 5,180,000	$ 5,025,000
Beginning Fund 562 Balance				214,085	243,884	285,313	343,130	128,914	208,000	289,000	371,000	456,000	534,000	612,000	682,000	613,000	539,000	460,000	376,000
Beginning Fund 674 Balance				294,416	1,132,186	1,989,635	2,785,071	3,685,609	4,596,000	4,738,000	4,300,000	3,855,000	3,667,000	5,183,000	6,183,000	6,662,000	7,876,000	9,277,000	10,243,000
Fund 558 Ending Fund Balance as % of Operating Expenses				*49%*	*53%*	*51%*	*57%*	*54%*	*32%*	*15%*	*4%*	*4%*	*4%*	*5%*	*15%*	*20%*	*22%*	*21%*	*16%*
Recommended Annual Residential Service Charge Adjustment (Effective July 1 of each FY)										**0.00%**	**9.00%**	**14.00%**	**8.00%**	**5.00%**	**0.00%**	**0.00%**	**0.00%**	**0.00%**	**0.00%**
Recommended Annual Commercial Service Charge Adjustment (Effective July 1 of each FY)										**0.00%**	**15.00%**	**25.00%**	**16.00%**	**5.00%**	**0.00%**	**0.00%**	**0.00%**	**0.00%**	**0.00%**
Income	**Fund 558**		Service Charges	11,685,601	11,914,252	12,326,087	12,856,164	13,409,066	13,743,714	14,130,000	16,116,000	19,491,000	22,165,000	23,707,000	23,707,000	23,707,000	23,707,000	23,707,000	23,707,000
			Other Revenues	440,834	375,889	388,384	426,263	344,541	250,587	253,000	253,000	253,000	253,000	253,000	253,000	253,000	253,000	253,000	253,000
			Total Income Fund 558	**12,126,435**	**12,290,141**	**12,714,471**	**13,282,427**	**13,753,607**	**13,994,301**	**14,383,000**	**16,369,000**	**19,744,000**	**22,418,000**	**23,960,000**	**23,960,000**	**23,960,000**	**23,960,000**	**23,960,000**	**23,960,000**
	Fund 562		Building Permit Surcharge	11,605	32,481	49,416	78,870	161,986	191,905	263,188	277,040	249,336	249,336	221,632	87,000	87,000	87,000	87,000	87,000
			Other	18,194	8,948	8,401	11,438	10,783	7,540	11,000	11,000	11,000	11,000	11,000	11,000	11,000	11,000	11,000	11,000
			Total Income Fund 562	**29,799**	**41,429**	**57,817**	**90,308**	**172,769**	**199,445**	**274,188**	**288,040**	**260,336**	**260,336**	**232,632**	**98,000**	**98,000**	**98,000**	**98,000**	**98,000**
	Fund 674		Vehicle Replacement Fund	837,770	857,449	795,436	900,538	910,301	1,062,744	1,143,204	1,337,981	1,538,029	1,863,114	2,110,498	2,150,498	2,193,498	2,237,498	2,282,498	2,328,498
			Total Income Fund 674	**837,770**	**857,449**	**795,436**	**900,538**	**910,301**	**1,062,744**	**1,143,204**	**1,337,981**	**1,538,029**	**1,863,114**	**2,110,498**	**2,150,498**	**2,193,498**	**2,237,498**	**2,282,498**	**2,328,498**
Expenses	**Fund 558**	**Refuse**	Subtotal Refuse Personnel Services	2,472,065	2,490,078	2,583,144	2,635,558	2,924,376	3,196,892	3,421,000	3,624,000	3,829,000	4,044,000	4,261,000	4,409,000	4,563,000	4,723,000	4,890,000	5,062,000
			532 25-0 Tipping Fees	2,118,712	2,187,013	2,438,687	2,523,412	2,508,593	2,759,452	2,939,000	3,132,000	3,328,000	3,535,000	3,745,000	3,895,000	4,051,000	4,213,000	4,382,000	4,557,000
			532 23-0 Vehicle Operations/Maint	1,110,191	1,101,413	1,138,477	1,019,086	1,097,721	1,231,957	1,300,000	1,372,000	1,444,000	1,519,000	1,594,000	1,642,000	1,691,000	1,742,000	1,794,000	1,848,000
			532 32-0 Vehicle Replacement Fee	531,217	538,293	477,965	511,941	515,420	600,682	634,000	669,000	704,000	741,000	777,000	800,000	824,000	849,000	874,000	900,000
			All Other Refuse Supplies and Services	644,209	713,179	686,543	658,762	680,229	769,154	812,000	857,000	902,000	948,000	994,000	1,022,000	1,052,000	1,082,000	1,113,000	1,144,000
			Subtotal Refuse Administrative	339,791	382,820	384,619	410,473	478,557	542,906	559,000	576,000	594,000	614,000	634,000	654,000	674,000	694,000	716,000	738,000
			Subtotal Refuse Capital Improvement Projects	153,268	39,963	388,799	-	-	1,264,913	-	-	-	-	-	-	-	-	-	-
			Subtotal Refuse Machinery/Equip	49,060	-	17,069	-	409,491	136,160	144,000	152,000	160,000	168,000	176,000	181,000	186,000	192,000	198,000	204,000
			Subtotal Refuse Interdepartmental	661,995	697,119	703,493	689,722	705,492	733,942	756,000	778,000	802,000	826,000	851,000	876,000	903,000	930,000	957,000	985,000
			Total Operating Expenses Refuse	**8,080,508**	**8,149,878**	**8,818,796**	**8,448,954**	**9,319,879**	**11,236,058**	**10,565,000**	**11,160,000**	**11,763,000**	**12,395,000**	**13,032,000**	**13,479,000**	**13,944,000**	**14,425,000**	**14,924,000**	**15,438,000**
		Fund 558 - Recycling	Subtotal Recycling Personnel Services	387,347	395,976	396,057	413,192	445,118	451,286	478,000	505,000	532,000	561,000	590,000	611,000	633,000	655,000	677,000	700,000
			532 25-0 Tipping Fees	60,000	58,793	54,335	45,681	34,422	37,864	40,000	441,000	469,000	498,000	528,000	549,000	571,000	594,000	618,000	643,000
			532 23-0 Vehicle Operations/Maint	191,109	157,062	121,671	157,790	195,853	179,965	190,000	201,000	212,000	223,000	234,000	241,000	248,000	255,000	263,000	271,000
			532 32-0 Vehicle Replacement Fee	51,009	82,564	113,700	123,284	123,284	132,793	140,000	148,000	156,000	164,000	172,000	177,000	182,000	187,000	193,000	199,000
			All Other Recycling Supplies and Services	65,892	81,954	92,616	98,813	94,167	141,057	147,000	156,000	165,000	174,000	183,000	188,000	193,000	198,000	203,000	208,000
			Subtotal Recycling Administrative	52,220	59,985	52,340	54,594	60,819	65,920	68,000	70,000	72,000	74,000	76,000	78,000	80,000	82,000	84,000	86,000
			Subtotal Recycling Machinery/Equip	15,462	10,214	6,941	13,642	27,684	24,290	26,000	27,000	28,000	29,000	30,000	31,000	32,000	33,000	34,000	35,000
			Subtotal Recycling Interdepartmental	65,243	65,798	29,611	30,001	30,729	30,786	32,000	33,000	34,000	35,000	36,000	37,000	38,000	39,000	40,000	41,000
			Total Operating Expenses Recycling	**888,282**	**912,346**	**867,271**	**936,997**	**1,012,075**	**1,063,961**	**1,121,000**	**1,581,000**	**1,668,000**	**1,758,000**	**1,849,000**	**1,912,000**	**1,977,000**	**2,043,000**	**2,112,000**	**2,183,000**
		Fund 558 - Green Waste	Subtotal Green Waste Personnel Services	280,951	305,937	270,207	310,295	313,783	348,399	370,000	392,000	414,000	438,000	462,000	478,000	496,000	514,000	532,000	551,000
			532 25-0 Tipping Fees	70,061	61,638	63,243	70,766	69,010	75,911	83,000	91,000	99,000	108,000	118,000	126,000	135,000	144,000	154,000	165,000
			532 23-0 Vehicle Operations/Maint	196,166	156,597	169,822	141,215	164,077	141,518	149,000	157,000	165,000	174,000	183,000	188,000	194,000	200,000	206,000	212,000
			532 32-0 Vehicle Replacement Fee	74,801	70,527	50,432	79,441	79,441	114,567	121,000	128,000	135,000	142,000	149,000	153,000	158,000	163,000	168,000	173,000
			All Other Green Waste Supplies and Services	39,349	47,879	40,448	40,307	48,749	135,055	143,000	150,000	157,000	165,000	173,000	178,000	183,000	188,000	193,000	198,000
			Subtotal Green Waste Administrative	44,107	49,839	44,386	45,408	50,132	55,397	57,000	59,000	61,000	63,000	65,000	67,000	69,000	71,000	73,000	75,000
			Subtotal Green Waste Machinery/Equip	-	-	-	-	-	14,250	-	-	-	-	-	-	-	-	-	-
			Subtotal Green Waste Interdepartmental	30,140	30,284	12,762	13,304	13,307	26,364	27,000	28,000	29,000	30,000	31,000	32,000	33,000	34,000	35,000	36,000
			Total Operating Expenses Green Waste	**735,575**	**722,701**	**651,300**	**700,736**	**738,499**	**911,461**	**950,000**	**1,005,000**	**1,060,000**	**1,120,000**	**1,181,000**	**1,222,000**	**1,268,000**	**1,314,000**	**1,361,000**	**1,410,000**
		Storm Drain	**Total Operating Expenses Storm Drains**	**673,424**	-	-	-	-	-	-	-	-	-	-	-	-	-	-	-
		Street Sweeping	**Total Operating Expenses Street Sweeping**	**1,364,448**	**1,304,014**	**1,279,231**	**1,366,380**	**1,442,453**	**1,394,984**	**1,466,000**	**1,543,000**	**1,620,000**	**1,701,000**	**1,782,000**	**1,839,000**	**1,899,000**	**1,960,000**	**2,021,000**	**2,086,000**
		Street Trees	**Total Operating Expenses Street Trees**	-	**756,128**	**872,679**	**839,022**	**1,027,563**	**1,169,501**	**1,232,000**	**1,299,000**	**1,365,000**	**1,434,000**	**1,502,000**	**1,549,000**	**1,599,000**	**1,650,000**	**1,703,000**	**1,757,000**
		Finance	**Total Operating Expenses Finance**	**640,008**	**159,504**	**92,977**	**269,010**	**39,000**	**425,739**	-	-	-	-	-	-	-	-	-	-
		Fund 558 - New Operating Expenses	Public Works Corporate Yard Phases I and II							-	219,270	500,000	1,000,000	1,789,056	-	-	-	-	-
			Public Works Corporate Yard Phase III (20 Year Amortization)							-	-	-	-	-	589,537	589,537	589,537	589,537	589,537
			Container Maintenance Shed							40,000	-	-	-	-	-	-	-	-	-
			Fleet Mind / ERP Finance System							576,795	179,195	179,195	2,400	2,400	2,400	2,400	2,400	2,400	2,400
			New Trucks (CARB compliance)							856,000	890,240	925,850	1,757,038	1,238,880	-	-	-	-	-
			New Vehicle Replacements							22,204	153,981	291,029	551,114	734,498	734,498	734,498	734,498	734,498	734,498
			New Employees							66,000	136,000	210,000	288,000	445,000	458,000	472,000	486,000	501,000	516,000
			Container Replacement							9,000	9,000	9,000	9,000	9,000	9,000	9,000	9,000	9,000	9,000
			Litter Abatement Program							-	120,000	125,000	130,000	135,000	140,000	146,000	152,000	158,000	164,000
		New Operating Expenses	**Total New Operating Expenses**	-	-	-	-	-	-	**1,569,999**	**1,707,687**	**2,240,074**	**3,737,551**	**4,353,835**	**1,933,435**	**1,953,435**	**1,973,435**	**1,994,435**	**2,015,435**
			Total Operating Expenses Fund 558	**12,382,245**	**12,004,571**	**12,582,254**	**12,561,099**	**13,579,469**	**16,201,703**	**16,903,999**	**18,295,687**	**19,716,074**	**22,145,551**	**23,699,835**	**21,934,435**	**22,640,435**	**23,365,435**	**24,115,435**	**24,889,435**
	Fund 562		**Total Operating Expenses Fund 562**	-	-	-	**304,524**	**93,685**	**118,035**	**192,598**	**202,734**	**182,461**	**182,461**	**162,188**	**167,000**	**172,000**	**177,000**	**182,000**	**187,000**
	Fund 674		**Total Operating Expenses Fund 674**	-	-	-	-	-	**921,000**	**1,581,000**	**1,783,000**	**1,726,000**	**347,000**	**1,110,000**	**1,671,000**	**979,000**	**836,000**	**1,316,000**	**2,604,000**
Fund 558 Income less Operating Expenses				**(255,810)**	**285,570**	**132,217**	**721,328**	**174,138**	**(2,207,403)**	**(2,520,999)**	**(1,926,687)**	**27,926**	**272,449**	**260,165**	**2,025,565**	**1,319,565**	**594,565**	**(155,435)**	**(929,435)**
Fund 562 Income less Operating Expenses				**29,799**	**41,429**	**57,817**	**(214,216)**	**79,084**	**81,410**	**81,590**	**85,306**	**77,875**	**77,875**	**70,444**	**(69,000)**	**(74,000)**	**(79,000)**	**(84,000)**	**(89,000)**
Fund 674 Income less Operating Expenses				**837,770**	**857,449**	**795,436**	**900,538**	**910,301**	**141,744**	**(437,796)**	**(445,019)**	**(187,971)**	**1,516,114**	**1,000,498**	**479,498**	**1,214,498**	**1,401,498**	**966,498**	**(275,502)**
Fund 558 Ending Fund Balance as Percent of Operating Expenses				**49%**	**53%**	**51%**	**57%**	**54%**	**32%**	**15%**	**4%**	**4%**	**4%**	**5%**	**15%**	**20%**	**22%**	**21%**	**16%**

Current Rates: Effective January 1, 2019
Residential Collection rates

Subscription Item	2019 Rate
90 Gal Pack-out (Single Family Units)	$96.16
64 Gal (Gray) Curbside (Single Family Unit & Multi Unit extra cans).	$25.92
90 Gal Green Waste (Green) Container	$5.57
64 Gal Recycling (Blue) Container	$5.59
90 Gal Disabled Pack-out (Single Family Unit)	$25.92
90 Gal Pack-out (Mobile home)	$92.54
90 Gal Curbside (Mobile home)	$19.77
Extra 64 Gal Refuse (Gray) Container single Residential only NOT MULTI UNITS	$16.41 per month $196.98 per year
Residential Go-Back Fee All Cans	$25.00
Residential Special Pick Up Fee Any single can or All Cans (includes extra service or refilling of cans) Courtesy call back not allowed.	$25.00
Contamination Fee (Garbage in Green or Blue can)	$25.00

Commercial and Industrial Collection Rates

Solid Waste Collection Rates

Bin Size	Frequency of Weekly Pickup						
	1	2	3	4	5	6	7
300 Gallon	$52.09	$98.95	$145.81	$192.66	$239.51	$286.37	$333.23
1 YD	$63.74	$120.51	$177.29	$234.06	$290.84	$347.60	$404.38
1.5 YD	$69.45	$131.93	$194.41	$256.88	$319.35	$381.83	$444.31
2 YD	$83.17	$159.38	$235.60	$311.82	$388.00	$464.21	$540.44
3 YD	$91.32	$175.70	$260.06	$344.43	$428.79	$513.05	$597.54
4 YD	$98.50	$190.11	$281.73	$373.32	$464.93	$556.53	$648.13
6 YD	$115.80	$224.64	$333.46	$442.31	$551.11	$659.96	$768.79
8 YD	$132.10	$257.25	$382.40	$507.54	$632.70	$757.83	$882.98

Recycling Collection Rates

Bin Size	Frequency of Weekly Pickup						
	1	2	3	4	5	6	7
300 Gallon	$44.05	$83.70	$118.93	$158.58	$198.22	$237.86	$277.51
1 YD	$54.71	$103.46	$152.20	$200.94	$249.68	$298.41	$347.17
1.5 YD	$59.63	$113.26	$166.90	$220.54	$274.17	$327.80	$366.55
2 YD	$71.40	$136.83	$202.26	$267.70	$333.10	$398.53	$463.96
3 YD	$78.40	$150.84	$223.26	$295.70	$368.11	$440.54	$512.99
4 YD	$85.41	$164.84	$244.27	$323.70	$403.13	$482.56	$561.99
6 YD	$99.41	$192.86	$286.27	$379.73	$473.13	$566.58	$660.00
8 YD	$113.42	$220.85	$280.53	$435.73	$543.17	$650.60	$758.05

Organics Collection Rates

Bin Size	Frequency of Weekly Pickup						
	1	2	3	4	5	6	7
64 Gallon	$32.40	$64.80	$97.20	$129.60	$162.00	$194.40	$226.80
300 Gallon	$55.06	$104.63	$148.66	$198.23	$247.78	$297.33	$346.89
1 YD	$68.39	$129.33	$190.25	$251.18	$312.10	$373.01	$433.96
1.5 YD	$74.54	$141.58	$208.63	$275.68	$342.71	$409.75	$458.19
2 YD	$89.25	$171.04	$252.83	$334.63	$416.38	$498.16	$579.95

Current Rates: Effective January 1, 2019

Solid Waste Compactor Collection Rates

Bin Size	Frequency of Weekly Pickup						
	1	2	3	4	5	6	7
2 YD	$166.34	$318.76	$471.20	$623.64	$776.00	$928.42	$1,080.88
3 YD	$182.64	$351.40	$520.12	$688.86	$857.58	$1,026.10	$1,195.08
4 YD	$197.00	$380.22	$563.46	$746.64	$929.86	$1,113.06	$1,296.26

Roll Off Rates

10 Cubic Yards (16' x 8' x 3')

20 Cubic Yards (16' x 6' x 5')

30 Cubic Yards (18' x 8' x 6')

MOVE CONTAINER FEE after intial placement. Customers must give specific placement instructions, or have a spotter on site.	$66.38
SCHEDULED PICK-UPS per empty plus actual landfill charges. No container rental fee and MUST KEEP Roll Off bin for at least 90 days to qualify for scheduled pick-ups.	$187.22
UNSCHEDULED PICK-UPS per empty plus actual landfill charges plus oer day container charge as shown below.	$222.86
Daily Container Rental Charge for Unscheduled Service	$5.11
UNSCHEDULED PICK-UPS additional fee for nights, weekends, or holidays	$118.80

Temporary Construction Recycle Rates (Service < 90 Days, includes Delivery & Removal)

1 YD	$194.71
1.5 YD	$199.63
2 YD	$211.40
3 YD	$218.40
4 YD	$225.41
6 YD	$239.41
8 YD	$253.42

Special Service Rates

Subscription Item	Rate	Frequency of Charge
Can/Bin Cleaning	$25.00	/Request
Can/Bin Re-Deliver Fee (after removal for missed payments)	$25.00	/Occurrence
Rear Loader Bulky Waste Pickup	$25.00	/Request
Roll-Off Overweight Charge	$200.00	/Occurrence
Commercial Recycling Contamination Fee	$40.40	/Occurrence + $1/CY
Return Fee	$40.00	/Occurrence

Scenario 3, w/ LAP (4%) Effective January 1, 2020
Residential Collection Rates

Subscription Item	2019 Rate	2020 Rate
90 Gal Pack-out (Single Family Units)	$96.16	$96.16
64 Gal (Gray) Curbside (Single Family Unit & Multi Unit extra cans).	$25.92	$25.92
90 Gal Green Waste (Green) Container	$5.57	$5.57
64 Gal Recycling (Blue) Container	$5.59	$5.59
90 Gal Disabled Pack-out (Single Family Unit)	$25.92	$25.92
90 Gal Pack-out (Mobile home)	$92.54	$92.54
90 Gal Curbside (Mobile home)	$19.77	$19.77
Extra 64 Gal Refuse (Gray) Container single Residential only NOT MULTI UNITS	$16.41 per month	$16.41 per month
	$196.98 per year	$196.98 per year
Residential Go-Back Fee All Cans	$25.00	
Residential Special Pick Up Fee Any single can or All Cans (includes extra service or refilling of cans) Courtesy call back not allowed.	$25.00	
Contamination Fee (Garbage in Green or Blue can)	$25.00	

Commercial and Industrial Collection Rates

Solid Waste Collection Rates

Bin Size	Frequency of Weekly Pickup						
	1	2	3	4	5	6	7
300 Gallon	$62.09	$108.95	$155.81	$202.66	$249.51	$296.37	$343.23
1 YD	$73.74	$130.51	$187.29	$244.06	$300.84	$357.60	$414.38
1.5 YD	$79.45	$141.93	$204.41	$266.88	$329.35	$391.83	$454.31
2 YD	$93.17	$169.38	$245.60	$321.82	$398.00	$474.21	$550.44
3 YD	$101.32	$185.70	$270.06	$354.43	$438.79	$523.05	$607.54
4 YD	$108.50	$200.11	$291.73	$383.32	$474.93	$566.53	$658.13
6 YD	$125.80	$234.64	$343.46	$452.31	$561.11	$669.96	$778.79
8 YD	$142.10	$267.25	$392.40	$517.54	$642.70	$767.83	$892.98

Recycling Collection Rates

Bin Size	Frequency of Weekly Pickup						
	1	2	3	4	5	6	7
300 Gallon	$54.05	$93.70	$128.93	$168.58	$208.22	$247.86	$287.51
1 YD	$64.71	$113.46	$162.20	$210.94	$259.68	$308.41	$357.17
1.5 YD	$69.63	$123.26	$176.90	$230.54	$284.17	$337.80	$376.55
2 YD	$81.40	$146.83	$212.26	$277.70	$343.10	$408.53	$473.96
3 YD	$88.40	$160.84	$233.26	$305.70	$378.11	$450.54	$522.99
4 YD	$95.41	$174.84	$254.27	$333.70	$413.13	$492.56	$571.99
6 YD	$109.41	$202.86	$296.27	$389.73	$483.13	$576.58	$670.00
8 YD	$123.42	$230.85	$335.04	$445.73	$553.17	$660.60	$768.05

Organics Collection Rates

Bin Size	Frequency of Weekly Pickup						
	1	2	3	4	5	6	7
64 Gallon	$42.40	$74.80	$107.20	$139.60	$172.00	$204.40	$236.80
300 Gallon	$65.06	$114.63	$158.66	$208.23	$257.78	$307.33	$356.89
1 YD	$78.39	$139.33	$200.25	$261.18	$322.10	$383.01	$443.96
1.5 YD	$84.54	$151.58	$218.63	$285.68	$352.71	$419.75	$468.19
2 YD	$99.25	$181.04	$262.83	$344.63	$426.38	$508.16	$589.95

Scenario 3, w/ LAP (4%) Effective January 1, 2020

Solid Waste Compactor Collection Rates

Bin Size	Frequency of Weekly Pickup						
	1	2	3	4	5	6	7
2 YD	$186.34	$338.76	$491.20	$643.64	$796.00	$948.42	$1,100.88
3 YD	$202.64	$371.40	$540.12	$708.86	$877.58	$1,046.10	$1,215.08
4 YD	$217.00	$400.22	$583.46	$766.64	$949.86	$1,133.06	$1,316.26

Roll Off Rates

10 Cubic Yards (16' x 8' x 3')

20 Cubic Yards (16' x 6' x 5')

30 Cubic Yards (18' x 8' x 6')

MOVE CONTAINER FEE after intial placement. Customers must give specific placement instructions, or have a spotter on site.	$66.38
SCHEDULED PICK-UPS per empty plus actual landfill charges. No container rental fee and MUST KEEP Roll Off bin for at least 90 days to qualify for scheduled pick-ups.	$187.22
UNSCHEDULED PICK-UPS per empty plus actual landfill charges plus oer day container charge as shown below.	$222.86
Daily Container Rental Charge for Unscheduled Service	$5.11
UNSCHEDULED PICK-UPS additional fee for nights, weekends, or holidays	$118.80

Temporary Construction Recycle Rates (Service < 90 Days, includes Delivery & Removal)

1 YD	$194.71
1.5 YD	$199.63
2 YD	$211.40
3 YD	$218.40
4 YD	$225.41
6 YD	$239.41
8 YD	$253.42

Special Service Rates

Subscription Item	Rate	Frequency of Charge
Can/Bin Cleaning	$25.00	/Request
Can/Bin Re-Deliver Fee (after removal for missed payments)	$25.00	/Occurrence
Rear Loader Bulky Waste Pickup	$25.00	/Request
Roll-Off Overweight Charge	$200.00	/Occurrence
Commercial Recycling Contamination Fee	$40.40	/Occurrence + $1/CY
Return Fee	$40.00	/Occurrence

Scenario 3, w/ LAP (4%) Effective January 1, 2021
Residential Collection Rates

Subscription Item	2020 Rate	2021 Rate
90 Gal Pack-out (Single Family Units)	$96.16	$104.81
64 Gal (Gray) Curbside (Single Family Unit & Multi Unit extra cans).	$25.92	$28.25
90 Gal Green Waste (Green) Container	$5.57	$6.07
64 Gal Recycling (Blue) Container	$5.59	$6.09
90 Gal Disabled Pack-out (Single Family Unit)	$25.92	$28.25
90 Gal Pack-out (Mobile home)	$92.54	$100.87
90 Gal Curbside (Mobile home)	$19.77	$21.55
Extra 64 Gal Refuse (Gray) Container single Residential only NOT MULTI UNITS	$16.41 per month	$17.89 per month
	$196.98 per year	$214.71 per year
Residential Go-Back Fee All Cans	$25.00	
Residential Special Pick Up Fee Any single can or All Cans (includes extra service or refilling of cans) Courtesy call back not allowed.	$25.00	
Contamination Fee (Garbage in Green or Blue can)	$25.00	

Commercial and Industrial Collection Rates

Solid Waste Collection Rates

Bin Size	Frequency of Weekly Pickup						
	1	2	3	4	5	6	7
300 Gallon	$71.40	$125.29	$179.18	$233.06	$286.94	$340.83	$394.72
1 YD	$84.80	$150.09	$215.38	$280.67	$345.97	$411.24	$476.54
1.5 YD	$91.37	$163.22	$235.07	$306.91	$378.75	$450.60	$522.46
2 YD	$107.15	$194.79	$282.44	$370.09	$457.70	$545.34	$633.01
3 YD	$116.52	$213.56	$310.57	$407.59	$504.61	$601.51	$698.67
4 YD	$124.78	$230.13	$335.49	$440.82	$546.17	$651.51	$756.85
6 YD	$144.67	$269.84	$394.98	$520.16	$645.28	$770.45	$895.61
8 YD	$163.42	$307.34	$451.26	$595.17	$739.11	$883.00	$1,026.93

Recycling Collection Rates

Bin Size	Frequency of Weekly Pickup						
	1	2	3	4	5	6	7
300 Gallon	$62.16	$107.76	$148.27	$193.87	$239.45	$285.04	$330.64
1 YD	$74.42	$130.48	$186.53	$242.58	$298.63	$354.67	$410.75
1.5 YD	$80.07	$141.75	$203.44	$265.12	$326.80	$388.47	$433.03
2 YD	$93.61	$168.85	$244.10	$319.36	$394.57	$469.81	$545.05
3 YD	$101.66	$184.97	$268.25	$351.56	$434.83	$518.12	$601.44
4 YD	$109.72	$201.07	$292.41	$383.76	$475.10	$566.44	$657.79
6 YD	$125.82	$233.29	$340.71	$448.19	$555.60	$663.07	$770.50
8 YD	$141.93	$265.48	$385.30	$512.59	$636.15	$759.69	$883.26

Organics Collection Rates

Bin Size	Frequency of Weekly Pickup						
	1	2	3	4	5	6	7
64 Gallon	$48.76	$86.02	$123.28	$160.54	$197.80	$235.06	$272.32
300 Gallon	$74.82	$131.82	$182.46	$239.46	$296.44	$353.42	$410.42
1 YD	$90.15	$160.22	$230.29	$300.35	$370.42	$440.46	$510.56
1.5 YD	$97.22	$174.31	$251.42	$328.53	$405.62	$482.71	$538.42
2 YD	$114.14	$208.19	$302.25	$396.32	$490.33	$584.39	$678.44

Scenario 3, w/ LAP (4%) Effective January 1, 2021

Solid Waste Compactor Collection Rates

Bin Size	Frequency of Weekly Pickup						
	1	2	3	4	5	6	7
2 YD	$214.29	$389.57	$564.88	$740.19	$915.40	$1,090.68	$1,266.01
3 YD	$233.04	$427.11	$621.14	$815.19	$1,009.22	$1,203.02	$1,397.34
4 YD	$249.55	$460.25	$670.98	$881.64	$1,092.34	$1,303.02	$1,513.70

Roll Off Rates

10 Cubic Yards (16' x 8' x 3')

20 Cubic Yards (16' x 6' x 5')

30 Cubic Yards (18' x 8' x 6')

MOVE CONTAINER FEE after intial placement. Customers must give specific placement instructions, or have a spotter on site.	$76.34
SCHEDULED PICK-UPS per empty plus actual landfill charges. No container rental fee and MUST KEEP Roll Off bin for at least 90 days to qualify for scheduled pick-ups.	$215.30
UNSCHEDULED PICK-UPS per empty plus actual landfill charges plus oer day container charge as shown below.	$256.29
Daily Container Rental Charge for Unscheduled Service	$5.88
UNSCHEDULED PICK-UPS additional fee for nights, weekends, or holidays	$136.62

Temporary Construction Recycle Rates (Service < 90 Days, includes Delivery & Removal)

1 YD	$223.92
1.5 YD	$229.57
2 YD	$243.11
3 YD	$251.16
4 YD	$259.22
6 YD	$275.32
8 YD	$291.43

Special Service Rates

Subscription Item	Rate	Frequency of Charge
Can/Bin Cleaning	$25.00	/Request
Can/Bin Re-Deliver Fee (after removal for missed payments)	$25.00	/Occurrence
Rear Loader Bulky Waste Pickup	$25.00	/Request
Roll-Off Overweight Charge	$230.00	/Occurrence
Commercial Recycling Contamination Fee	$46.46	/Occurrence + $1/CY
Return Fee	$46.00	/Occurrence

Scenario 3, w/ LAP (4%) Effective January 1, 2022
Residential Collection Rates

Subscription Item	2021 Rate	2022 Rate
90 Gal Pack-out (Single Family Units)	$104.81	$119.49
64 Gal (Gray) Curbside (Single Family Unit & Multi Unit extra cans).	$28.25	$32.21
90 Gal Green Waste (Green) Container	$6.07	$6.92
64 Gal Recycling (Blue) Container	$6.09	$6.95
90 Gal Disabled Pack-out (Single Family Unit)	$28.25	$32.21
90 Gal Pack-out (Mobile home)	$100.87	$114.99
90 Gal Curbside (Mobile home)	$21.55	$24.57
Extra 64 Gal Refuse (Gray) Container single Residential only NOT MULTI UNITS	$17.89 per month	$20.39 per month
	$214.71 per year	$244.77 per year
Residential Go-Back Fee All Cans	$25.00	
Residential Special Pick Up Fee Any single can or All Cans (includes extra service or refilling of cans) Courtesy call back not allowed.	$25.00	
Contamination Fee (Garbage in Green or Blue can)	$25.00	

Commercial and Industrial Collection Rates

Solid Waste Collection Rates

Bin Size	Frequency of Weekly Pickup						
	1	2	3	4	5	6	7
300 Gallon	$89.25	$156.61	$223.97	$291.32	$358.67	$426.04	$493.40
1 YD	$106.00	$187.61	$269.23	$350.84	$432.46	$514.05	$595.67
1.5 YD	$114.21	$204.02	$293.84	$383.64	$473.44	$563.26	$653.07
2 YD	$133.93	$243.48	$353.05	$462.62	$572.13	$681.68	$791.26
3 YD	$145.65	$266.94	$388.21	$509.49	$630.76	$751.88	$873.34
4 YD	$155.97	$287.66	$419.36	$551.02	$682.71	$814.39	$946.06
6 YD	$180.84	$337.30	$493.72	$650.20	$806.60	$963.07	$1,119.51
8 YD	$204.27	$384.17	$564.08	$743.96	$923.88	$1,103.76	$1,283.66

Recycling Collection Rates

Bin Size	Frequency of Weekly Pickup						
	1	2	3	4	5	6	7
300 Gallon	$77.70	$134.69	$185.34	$242.33	$299.32	$356.30	$413.30
1 YD	$93.02	$163.10	$233.16	$303.23	$373.29	$443.34	$513.43
1.5 YD	$100.09	$177.19	$254.29	$331.40	$408.49	$485.59	$541.29
2 YD	$117.01	$211.07	$305.12	$399.19	$493.21	$587.26	$681.32
3 YD	$127.08	$231.21	$335.31	$439.44	$543.53	$647.65	$751.80
4 YD	$137.15	$251.33	$365.51	$479.69	$593.87	$708.06	$822.24
6 YD	$157.28	$291.61	$425.89	$560.24	$694.50	$828.83	$963.13
8 YD	$177.42	$331.85	$481.62	$640.74	$795.18	$949.61	$1,104.07

Organics Collection Rates

Bin Size	Frequency of Weekly Pickup						
	1	2	3	4	5	6	7
64 Gallon	$60.95	$107.53	$154.10	$200.68	$247.25	$293.83	$340.40
300 Gallon	$93.53	$164.77	$228.08	$299.32	$370.55	$441.78	$513.03
1 YD	$112.68	$200.28	$287.86	$375.44	$463.02	$550.58	$638.20
1.5 YD	$121.52	$217.89	$314.27	$410.66	$507.02	$603.39	$673.02
2 YD	$142.67	$260.24	$377.81	$495.40	$612.91	$730.48	$848.05

Scenario 3, w/ LAP (4%) Effective January 1, 2022

Solid Waste Compactor Collection Rates

Bin Size	Frequency of Weekly Pickup						
	1	2	3	4	5	6	7
2 YD	$267.86	$486.97	$706.10	$925.23	$1,144.25	$1,363.35	$1,582.52
3 YD	$291.30	$533.89	$776.42	$1,018.99	$1,261.52	$1,503.77	$1,746.68
4 YD	$311.94	$575.32	$838.72	$1,102.05	$1,365.42	$1,628.77	$1,892.12

Roll Off Rates

10 Cubic Yards (16' x 8' x 3')	
20 Cubic Yards (16' x 6' x 5')	
30 Cubic Yards (18' x 8' x 6')	
MOVE CONTAINER FEE after intial placement. Customers must give specific placement instructions, or have a spotter on site.	$95.42
SCHEDULED PICK-UPS per empty plus actual landfill charges. No container rental fee and MUST KEEP Roll Off bin for at least 90 days to qualify for scheduled pick-ups.	$269.13
UNSCHEDULED PICK-UPS per empty plus actual landfill charges plus oer day container charge as shown below.	$320.36
Daily Container Rental Charge for Unscheduled Service	$7.35
UNSCHEDULED PICK-UPS additional fee for nights, weekends, or holidays	$170.78

Temporary Construction Recycle Rates (Service < 90 Days, includes Delivery & Removal)

1 YD	$279.90
1.5 YD	$286.97
2 YD	$303.89
3 YD	$313.95
4 YD	$324.03
6 YD	$344.15
8 YD	$364.29

Special Service Rates

Subscription Item	Rate	Frequency of Charge
Can/Bin Cleaning	$25.00	/Request
Can/Bin Re-Deliver Fee (after removal for missed payments)	$25.00	/Occurrence
Rear Loader Bulky Waste Pickup	$25.00	/Request
Roll-Off Overweight Charge	$287.50	/Occurrence
Commercial Recycling Contamination Fee	$58.08	/Occurrence + $1/CY
Return Fee	$57.50	/Occurrence

Scenario 3, w/ LAP (4%) Effective January 1, 2023
Residential Collection Rates

Subscription Item	2022 Rate	2023 Rate
90 Gal Pack-out (Single Family Units)	$119.49	$129.05
64 Gal (Gray) Curbside (Single Family Unit & Multi Unit extra cans).	$32.21	$34.78
90 Gal Green Waste (Green) Container	$6.92	$7.47
64 Gal Recycling (Blue) Container	$6.95	$7.50
90 Gal Disabled Pack-out (Single Family Unit)	$32.21	$34.78
90 Gal Pack-out (Mobile home)	$114.99	$124.19
90 Gal Curbside (Mobile home)	$24.57	$26.53
Extra 64 Gal Refuse (Gray) Container single Residential only NOT MULTI UNITS	$20.39 per month $244.77 per year	$22.02 per month $264.35 per year
Residential Go-Back Fee All Cans	$25.00	
Residential Special Pick Up Fee Any single can or All Cans (includes extra service or refilling of cans) Courtesy call back not allowed.	$25.00	
Contamination Fee (Garbage in Green or Blue can)	$25.00	

Commercial and Industrial Collection Rates

Solid Waste Collection Rates

Bin Size	Frequency of Weekly Pickup						
	1	2	3	4	5	6	7
300 Gallon	$103.53	$181.67	$259.81	$337.94	$416.06	$494.20	$572.34
1 YD	$122.96	$217.63	$312.31	$406.97	$501.65	$596.30	$690.98
1.5 YD	$132.48	$236.67	$340.85	$445.02	$549.19	$653.38	$757.56
2 YD	$155.36	$282.44	$409.54	$536.63	$663.67	$790.75	$917.86
3 YD	$168.95	$309.65	$450.33	$591.01	$731.68	$872.19	$1,013.07
4 YD	$180.92	$333.68	$486.46	$639.19	$791.95	$944.69	$1,097.43
6 YD	$209.77	$391.26	$572.72	$754.23	$935.65	$1,117.16	$1,298.63
8 YD	$236.95	$445.64	$654.33	$863.00	$1,071.70	$1,280.36	$1,489.04

Recycling Collection Rates

Bin Size	Frequency of Weekly Pickup						
	1	2	3	4	5	6	7
300 Gallon	$90.13	$156.24	$214.99	$281.11	$347.21	$413.31	$479.42
1 YD	$107.90	$189.19	$270.47	$351.74	$433.02	$514.27	$595.58
1.5 YD	$116.11	$205.54	$294.98	$384.43	$473.85	$563.28	$627.90
2 YD	$135.73	$244.84	$353.94	$463.06	$572.12	$681.22	$790.33
3 YD	$147.41	$268.20	$388.96	$509.75	$630.50	$751.28	$872.09
4 YD	$159.10	$291.55	$424.00	$556.44	$688.89	$821.34	$953.79
6 YD	$182.44	$338.27	$494.03	$649.87	$805.62	$961.45	$1,117.23
8 YD	$205.80	$384.94	$558.68	$743.25	$922.41	$1,101.55	$1,280.72

Organics Collection Rates

Bin Size	Frequency of Weekly Pickup						
	1	2	3	4	5	6	7
64 Gallon	$70.70	$124.73	$178.76	$232.78	$286.81	$340.84	$394.86
300 Gallon	$108.49	$191.14	$264.57	$347.22	$429.84	$512.46	$595.11
1 YD	$130.71	$232.32	$333.92	$435.51	$537.10	$638.67	$740.31
1.5 YD	$140.97	$252.75	$364.56	$476.36	$588.15	$699.93	$780.70
2 YD	$165.50	$301.88	$438.26	$574.66	$710.98	$847.36	$983.74

Scenario 3, w/ LAP (4%) Effective January 1, 2023

Solid Waste Compactor Collection Rates

Bin Size	Frequency of Weekly Pickup						
	1	2	3	4	5	6	7
2 YD	$310.72	$564.88	$819.08	$1,073.27	$1,327.33	$1,581.49	$1,835.72
3 YD	$337.90	$619.31	$900.65	$1,182.02	$1,463.36	$1,744.37	$2,026.15
4 YD	$361.85	$667.37	$972.92	$1,278.37	$1,583.89	$1,889.38	$2,194.86

Roll Off Rates

10 Cubic Yards (16' x 8' x 3')

20 Cubic Yards (16' x 6' x 5')

30 Cubic Yards (18' x 8' x 6')

MOVE CONTAINER FEE after intial placement. Customers must give specific placement instructions, or have a spotter on site.	$110.69
SCHEDULED PICK-UPS per empty plus actual landfill charges. No container rental fee and MUST KEEP Roll Off bin for at least 90 days to qualify for scheduled pick-ups.	$312.19
UNSCHEDULED PICK-UPS per empty plus actual landfill charges plus oer day container charge as shown below.	$371.62
Daily Container Rental Charge for Unscheduled Service	$8.52
UNSCHEDULED PICK-UPS additional fee for nights, weekends, or holidays	$198.10

Temporary Construction Recycle Rates (Service < 90 Days, includes Delivery & Removal)

1 YD	$324.68
1.5 YD	$332.88
2 YD	$352.51
3 YD	$364.18
4 YD	$375.87
6 YD	$399.22
8 YD	$422.58

Special Service Rates

Subscription Item	Rate	Frequency of Charge
Can/Bin Cleaning	$25.00	/Request
Can/Bin Re-Deliver Fee (after removal for missed payments)	$25.00	/Occurrence
Rear Loader Bulky Waste Pickup	$25.00	/Request
Roll-Off Overweight Charge	$333.50	/Occurrence
Commercial Recycling Contamination Fee	$67.37	/Occurrence + $1/CY
Return Fee	$66.70	/Occurrence

Scenario 3, w/ LAP (4%) Effective January 1, 2024
Residential Collection Rates

Subscription Item	2023 Rate	2024 Rate
90 Gal Pack-out (Single Family Units)	$129.05	$135.50
64 Gal (Gray) Curbside (Single Family Unit & Multi Unit extra cans).	$34.78	$36.52
90 Gal Green Waste (Green) Container	$7.47	$7.85
64 Gal Recycling (Blue) Container	$7.50	$7.88
90 Gal Disabled Pack-out (Single Family Unit)	$34.78	$36.52
90 Gal Pack-out (Mobile home)	$124.19	$130.40
90 Gal Curbside (Mobile home)	$26.53	$27.86
Extra 64 Gal Refuse (Gray) Container single Residential only NOT MULTI UNITS	$22.02 per month	$23.12 per month
	$264.35 per year	$277.57 per year
Residential Go-Back Fee All Cans	$25.00	
Residential Special Pick Up Fee Any single can or All Cans (includes extra service or refilling of cans) Courtesy call back not allowed.	$25.00	
Contamination Fee (Garbage in Green or Blue can)	$25.00	

Commercial and Industrial Collection Rates

Solid Waste Collection Rates

Bin Size	Frequency of Weekly Pickup						
	1	2	3	4	5	6	7
300 Gallon	$108.71	$190.75	$272.80	$354.83	$436.87	$518.91	$600.96
1 YD	$129.11	$228.51	$327.92	$427.32	$526.73	$626.11	$725.53
1.5 YD	$139.11	$248.50	$357.90	$467.27	$576.65	$686.05	$795.44
2 YD	$163.13	$296.56	$430.01	$563.47	$696.85	$830.28	$963.75
3 YD	$177.40	$325.14	$472.84	$620.56	$768.27	$915.80	$1,063.73
4 YD	$189.97	$350.37	$510.78	$671.15	$831.54	$991.92	$1,152.30
6 YD	$220.26	$410.83	$601.36	$791.94	$982.43	$1,173.02	$1,363.56
8 YD	$248.80	$467.92	$687.04	$906.15	$1,125.29	$1,344.37	$1,563.50

Recycling Collection Rates

Bin Size	Frequency of Weekly Pickup						
	1	2	3	4	5	6	7
300 Gallon	$94.63	$164.06	$225.74	$295.16	$364.57	$433.97	$503.39
1 YD	$113.30	$198.65	$283.99	$369.33	$454.67	$539.99	$625.36
1.5 YD	$121.91	$215.81	$309.73	$403.65	$497.55	$591.45	$659.29
2 YD	$142.52	$257.08	$371.64	$486.22	$600.73	$715.28	$829.84
3 YD	$154.78	$281.61	$408.41	$535.24	$662.02	$788.84	$915.69
4 YD	$167.05	$306.12	$445.19	$584.27	$723.34	$862.41	$1,001.48
6 YD	$191.56	$355.18	$518.73	$682.37	$845.90	$1,009.52	$1,173.09
8 YD	$216.09	$404.19	$586.61	$780.42	$968.53	$1,156.63	$1,344.76

Organics Collection Rates

Bin Size	Frequency of Weekly Pickup						
	1	2	3	4	5	6	7
64 Gallon	$74.24	$130.97	$187.69	$244.42	$301.15	$357.88	$414.61
300 Gallon	$113.92	$200.69	$277.80	$364.58	$451.33	$538.09	$624.87
1 YD	$137.25	$243.94	$350.61	$457.28	$563.96	$670.61	$777.32
1.5 YD	$148.01	$265.39	$382.79	$500.18	$617.56	$734.93	$819.74
2 YD	$173.77	$316.97	$460.17	$603.40	$746.53	$889.73	$1,032.93

Scenario 3, w/ LAP (4%) Effective January 1, 2024

Solid Waste Compactor Collection Rates

Bin Size	Frequency of Weekly Pickup						
	1	2	3	4	5	6	7
2 YD	$326.26	$593.13	$860.03	$1,126.93	$1,393.70	$1,660.56	$1,927.50
3 YD	$354.80	$650.27	$945.68	$1,241.13	$1,536.53	$1,831.59	$2,127.45
4 YD	$379.94	$700.74	$1,021.57	$1,342.29	$1,663.09	$1,983.85	$2,304.61

Roll Off Rates

10 Cubic Yards (16' x 8' x 3')

20 Cubic Yards (16' x 6' x 5')

30 Cubic Yards (18' x 8' x 6')

MOVE CONTAINER FEE after intial placement. Customers must give specific placement instructions, or have a spotter on site.	$116.22
SCHEDULED PICK-UPS per empty plus actual landfill charges. No container rental fee and MUST KEEP Roll Off bin for at least 90 days to qualify for scheduled pick-ups.	$327.80
UNSCHEDULED PICK-UPS per empty plus actual landfill charges plus oer day container charge as shown below.	$390.20
Daily Container Rental Charge for Unscheduled Service	$8.95
UNSCHEDULED PICK-UPS additional fee for nights, weekends, or holidays	$208.00

Temporary Construction Recycle Rates (Service < 90 Days, includes Delivery & Removal)

1 YD	$340.91
1.5 YD	$349.53
2 YD	$370.13
3 YD	$382.39
4 YD	$394.66
6 YD	$419.18
8 YD	$443.71

Special Service Rates

Subscription Item	Rate	Frequency of Charge
Can/Bin Cleaning	$25.00	/Request
Can/Bin Re-Deliver Fee (after removal for missed payments)	$25.00	/Occurrence
Rear Loader Bulky Waste Pickup	$25.00	/Request
Roll-Off Overweight Charge	$350.18	/Occurrence
Commercial Recycling Contamination Fee	$70.74	/Occurrence + $1/CY
Return Fee	$70.04	/Occurrence

City of Merced
Scenario 3, with LAP (8%)
10-Year Financial Plan Summary

Income and Expense Detail				Actual					Budgeted	Forecast									
				2013 - 2014	2014 - 2015	2015 - 2016	2016 - 2017	2017 - 2018	2018 - 2019	2019 - 2020	2020 - 2021	2021 - 2022	2022 - 2023	2023 - 2024	2024 - 2025	2025 - 2026	2026 - 2027	2027 - 2028	2028 - 2029
Beginning Fund 558 Balance				6,276,764	6,020,954	$ 6,306,524	$ 6,438,741	$ 7,160,069	$ 7,334,000	$ 5,127,000	$ 2,606,000	$ 1,404,000	$ 1,480,000	$ 1,834,000	$ 1,952,000	$ 3,836,000	$ 5,014,000	$ 5,467,000	$ 5,170,000
Beginning Fund 562 Balance				214,085	243,884	285,313	343,130	128,914	208,000	289,000	371,000	456,000	534,000	612,000	682,000	613,000	539,000	460,000	376,000
Beginning Fund 674 Balance				294,416	1,132,186	1,989,635	2,785,071	3,685,609	4,596,000	4,738,000	4,300,000	3,855,000	3,667,000	5,183,000	6,183,000	6,662,000	7,876,000	9,277,000	10,243,000
Fund 558 Ending Fund Balance as % of Operating Expenses				*49%*	*53%*	*51%*	*57%*	*54%*	*32%*	*15%*	*8%*	*8%*	*8%*	*8%*	*17%*	*22%*	*23%*	*21%*	*16%*
Recommended Annual Residential Service Charge Adjustment (Effective July 1 of each FY)										0.00%	14.00%	10.00%	9.00%	4.00%	0.00%	0.00%	0.00%	0.00%	0.00%
Recommended Annual Commercial Service Charge Adjustment (Effective July 1 of each FY)										0.00%	20.00%	19.00%	15.00%	4.00%	0.00%	0.00%	0.00%	0.00%	0.00%
Income	Fund 558		Service Charges	11,685,601	11,914,252	12,326,087	12,856,164	13,409,066	13,743,714	14,130,000	16,841,000	19,539,000	22,247,000	23,565,000	23,565,000	23,565,000	23,565,000	23,565,000	23,565,000
			Other Revenues	440,834	375,889	388,384	426,263	344,541	250,587	253,000	253,000	253,000	253,000	253,000	253,000	253,000	253,000	253,000	253,000
			Total Income Fund 558	**12,126,435**	**12,290,141**	**12,714,471**	**13,282,427**	**13,753,607**	**13,994,301**	**14,383,000**	**17,094,000**	**19,792,000**	**22,500,000**	**23,818,000**	**23,818,000**	**23,818,000**	**23,818,000**	**23,818,000**	**23,818,000**
	Fund 562		Building Permit Surcharge	11,605	32,481	49,416	78,870	161,986	191,905	263,188	277,040	249,336	249,336	221,632	87,000	87,000	87,000	87,000	87,000
			Other	18,194	8,948	8,401	11,438	10,783	7,540	11,000	11,000	11,000	11,000	11,000	11,000	11,000	11,000	11,000	11,000
			Total Income Fund 562	**29,799**	**41,429**	**57,817**	**90,308**	**172,769**	**199,445**	**274,188**	**288,040**	**260,336**	**260,336**	**232,632**	**98,000**	**98,000**	**98,000**	**98,000**	**98,000**
	Fund 674		Vehicle Replacement Fund	837,770	857,449	795,436	900,538	910,301	1,062,744	1,143,204	1,337,981	1,538,029	1,863,114	2,110,498	2,150,498	2,193,498	2,237,498	2,282,498	2,328,498
			Total Income Fund 674	**837,770**	**857,449**	**795,436**	**900,538**	**910,301**	**1,062,744**	**1,143,204**	**1,337,981**	**1,538,029**	**1,863,114**	**2,110,498**	**2,150,498**	**2,193,498**	**2,237,498**	**2,282,498**	**2,328,498**
Expenses	Fund 558	Refuse	Subtotal Refuse Personnel Services	2,472,065	2,490,078	2,583,144	2,635,558	2,924,376	3,196,892	3,421,000	3,624,000	3,829,000	4,044,000	4,261,000	4,409,000	4,563,000	4,723,000	4,890,000	5,062,000
			532 25-0 Tipping Fees	2,118,712	2,187,013	2,438,687	2,523,412	2,508,593	2,759,452	2,939,000	3,132,000	3,328,000	3,535,000	3,745,000	3,895,000	4,051,000	4,213,000	4,382,000	4,557,000
			532 23-0 Vehicle Operations/Maint	1,110,191	1,101,413	1,138,477	1,019,086	1,097,721	1,231,957	1,300,000	1,372,000	1,444,000	1,519,000	1,594,000	1,642,000	1,691,000	1,742,000	1,794,000	1,848,000
			532 32-0 Vehicle Replacement Fee	531,217	538,293	477,965	511,941	515,420	600,682	634,000	669,000	704,000	741,000	777,000	800,000	824,000	849,000	874,000	900,000
			All Other Refuse Supplies and Services	644,209	713,179	686,543	658,762	680,229	769,154	812,000	857,000	902,000	948,000	994,000	1,022,000	1,052,000	1,082,000	1,113,000	1,144,000
			Subtotal Refuse Administrative	339,791	382,820	384,619	410,473	478,557	542,906	559,000	576,000	594,000	614,000	634,000	654,000	674,000	694,000	716,000	738,000
			Subtotal Refuse Capital Improvement Projects	153,268	39,963	388,799	-	-	1,264,913	-	-	-	-	-	-	-	-	-	-
			Subtotal Refuse Machinery/Equip	49,060	-	17,069	-	409,491	136,160	144,000	152,000	160,000	168,000	176,000	181,000	186,000	192,000	198,000	204,000
			Subtotal Refuse Interdepartmental	661,995	697,119	703,493	689,722	705,492	733,942	756,000	778,000	802,000	826,000	851,000	876,000	903,000	930,000	957,000	985,000
			Total Operating Expenses Refuse	**8,080,508**	**8,149,878**	**8,818,796**	**8,448,954**	**9,319,879**	**11,236,058**	**10,565,000**	**11,160,000**	**11,763,000**	**12,395,000**	**13,032,000**	**13,479,000**	**13,944,000**	**14,425,000**	**14,924,000**	**15,438,000**
		Fund 558 - Recycling	Subtotal Recycling Personnel Services	387,347	395,976	396,057	413,192	445,118	451,286	478,000	505,000	532,000	561,000	590,000	611,000	633,000	655,000	677,000	700,000
			532 25-0 Tipping Fees	60,000	58,793	54,335	45,681	34,422	37,864	40,000	441,000	469,000	498,000	528,000	549,000	571,000	594,000	618,000	643,000
			532 23-0 Vehicle Operations/Maint	191,109	157,062	121,671	157,790	195,853	179,965	190,000	201,000	212,000	223,000	234,000	241,000	248,000	255,000	263,000	271,000
			532 32-0 Vehicle Replacement Fee	51,009	82,564	113,700	123,284	123,284	132,793	140,000	148,000	156,000	164,000	172,000	177,000	182,000	187,000	193,000	199,000
			All Other Recycling Supplies and Services	65,892	81,954	92,616	98,813	94,167	141,057	147,000	156,000	165,000	174,000	183,000	188,000	193,000	198,000	203,000	208,000
			Subtotal Recycling Administrative	52,220	59,985	52,340	54,594	60,819	65,920	68,000	70,000	72,000	74,000	76,000	78,000	80,000	82,000	84,000	86,000
			Subtotal Recycling Machinery/Equip	15,462	10,214	6,941	13,642	27,684	24,290	26,000	27,000	28,000	29,000	30,000	31,000	32,000	33,000	34,000	35,000
			Subtotal Recycling Interdepartmental	65,243	65,798	29,611	30,001	30,729	30,786	32,000	33,000	34,000	35,000	36,000	37,000	38,000	39,000	40,000	41,000
			Total Operating Expenses Recycling	**888,282**	**912,346**	**867,271**	**936,997**	**1,012,075**	**1,063,961**	**1,121,000**	**1,581,000**	**1,668,000**	**1,758,000**	**1,849,000**	**1,912,000**	**1,977,000**	**2,043,000**	**2,112,000**	**2,183,000**
		Fund 558 - Green Waste	Subtotal Green Waste Personnel Services	280,951	305,937	270,207	310,295	313,783	348,399	370,000	392,000	414,000	438,000	462,000	478,000	496,000	514,000	532,000	551,000
			532 25-0 Tipping Fees	70,061	61,638	63,243	70,766	69,010	75,911	83,000	91,000	99,000	108,000	118,000	126,000	135,000	144,000	154,000	165,000
			532 23-0 Vehicle Operations/Maint	196,166	156,597	169,822	141,215	164,077	141,518	149,000	157,000	165,000	174,000	183,000	188,000	194,000	200,000	206,000	212,000
			532 32-0 Vehicle Replacement Fee	74,801	70,527	50,432	79,441	79,441	114,567	121,000	128,000	135,000	142,000	149,000	153,000	158,000	163,000	168,000	173,000
			All Other Green Waste Supplies and Services	39,349	47,879	40,448	40,307	48,749	135,055	143,000	150,000	157,000	165,000	173,000	178,000	183,000	188,000	193,000	198,000
			Subtotal Green Waste Administrative	44,107	49,839	44,386	45,408	50,132	55,397	57,000	59,000	61,000	63,000	65,000	67,000	69,000	71,000	73,000	75,000
			Subtotal Green Waste Machinery/Equip	-	-	-	-	-	14,250	-	-	-	-	-	-	-	-	-	-
			Subtotal Green Waste Interdepartmental	30,140	30,284	12,762	13,304	13,307	26,364	27,000	28,000	29,000	30,000	31,000	32,000	33,000	34,000	35,000	36,000
			Total Operating Expenses Green Waste	**735,575**	**722,701**	**651,300**	**700,736**	**738,499**	**911,461**	**950,000**	**1,005,000**	**1,060,000**	**1,120,000**	**1,181,000**	**1,222,000**	**1,268,000**	**1,314,000**	**1,361,000**	**1,410,000**
		Storm Drain	**Total Operating Expenses Storm Drains**	**673,424**	-	-	-	-	-	-	-	-	-	-	-	-	-	-	-
		Street Sweeping	**Total Operating Expenses Street Sweeping**	**1,364,448**	**1,304,014**	**1,279,231**	**1,366,380**	**1,442,453**	**1,394,984**	**1,466,000**	**1,543,000**	**1,620,000**	**1,701,000**	**1,782,000**	**1,839,000**	**1,899,000**	**1,960,000**	**2,021,000**	**2,086,000**
		Street Trees	**Total Operating Expenses Street Trees**	-	**756,128**	**872,679**	**839,022**	**1,027,563**	**1,169,501**	**1,232,000**	**1,299,000**	**1,365,000**	**1,434,000**	**1,502,000**	**1,549,000**	**1,599,000**	**1,650,000**	**1,703,000**	**1,757,000**
		Finance	**Total Operating Expenses Finance**	**640,008**	**159,504**	**92,977**	**269,010**	**39,000**	**425,739**	-	-	-	-	-	-	-	-	-	-
		Fund 558 - New Operating Expenses	Public Works Corporate Yard Phases I and II							-	219,270	500,000	1,000,000	1,789,056	-	-	-	-	-
			Public Works Corporate Yard Phase III (20 Year Amortization)							-	-	-	-	-	589,537	589,537	589,537	589,537	589,537
			Container Maintenance Shed							40,000	-	-	-	-	-	-	-	-	-
			Fleet Mind / ERP Finance System							576,795	179,195	179,195	2,400	2,400	2,400	2,400	2,400	2,400	2,400
			New Trucks (CARB compliance)							856,000	890,240	925,850	1,757,038	1,238,880	-	-	-	-	-
			New Vehicle Replacements							22,204	153,981	291,029	551,114	734,498	734,498	734,498	734,498	734,498	734,498
			New Employees							66,000	136,000	210,000	288,000	445,000	458,000	472,000	486,000	501,000	516,000
			Container Replacement							9,000	9,000	9,000	9,000	9,000	9,000	9,000	9,000	9,000	9,000
			Litter Abatement Program								120,000	125,000	130,000	135,000	140,000	146,000	152,000	158,000	164,000
		New Operating Expenses	**Total New Operating Expenses**	-	-	-	-	-	-	**1,569,999**	**1,707,687**	**2,240,074**	**3,737,551**	**4,353,835**	**1,933,435**	**1,953,435**	**1,973,435**	**1,994,435**	**2,015,435**
			Total Operating Expenses Fund 558	**12,382,245**	**12,004,571**	**12,582,254**	**12,561,099**	**13,579,469**	**16,201,703**	**16,903,999**	**18,295,687**	**19,716,074**	**22,145,551**	**23,699,835**	**21,934,435**	**22,640,435**	**23,365,435**	**24,115,435**	**24,889,435**
	Fund 562		**Total Operating Expenses Fund 562**	-	-	-	**304,524**	**93,685**	**118,035**	**192,598**	**202,734**	**182,461**	**182,461**	**162,188**	**167,000**	**172,000**	**177,000**	**182,000**	**187,000**
	Fund 674		**Total Operating Expenses Fund 674**	-	-	-	-	-	**921,000**	**1,581,000**	**1,783,000**	**1,726,000**	**347,000**	**1,110,000**	**1,671,000**	**979,000**	**836,000**	**1,316,000**	**2,604,000**
Fund 558 Income less Operating Expenses				**(255,810)**	**285,570**	**132,217**	**721,328**	**174,138**	**(2,207,403)**	**(2,520,999)**	**(1,201,687)**	**75,926**	**354,449**	**118,165**	**1,883,565**	**1,177,565**	**452,565**	**(297,435)**	**(1,071,435)**
Fund 562 Income less Operating Expenses				**29,799**	**41,429**	**57,817**	**(214,216)**	**79,084**	**81,410**	**81,590**	**85,306**	**77,875**	**77,875**	**70,444**	**(69,000)**	**(74,000)**	**(79,000)**	**(84,000)**	**(89,000)**
Fund 674 Income less Operating Expenses				**837,770**	**857,449**	**795,436**	**900,538**	**910,301**	**141,744**	**(437,796)**	**(445,019)**	**(187,971)**	**1,516,114**	**1,000,498**	**479,498**	**1,214,498**	**1,401,498**	**966,498**	**(275,502)**
Fund 558 Ending Fund Balance as Percent of Operating Expenses				**49%**	**53%**	**51%**	**57%**	**54%**	**32%**	**15%**	**8%**	**8%**	**8%**	**8%**	**17%**	**22%**	**23%**	**21%**	**16%**

Current Rates: Effective January 1, 2019
Residential Collection rates

Subscription Item	2019 Rate
90 Gal Pack-out (Single Family Units)	$96.16
64 Gal (Gray) Curbside (Single Family Unit & Multi Unit extra cans).	$25.92
90 Gal Green Waste (Green) Container	$5.57
64 Gal Recycling (Blue) Container	$5.59
90 Gal Disabled Pack-out (Single Family Unit)	$25.92
90 Gal Pack-out (Mobile home)	$92.54
90 Gal Curbside (Mobile home)	$19.77
Extra 64 Gal Refuse (Gray) Container single Residential only NOT MULTI UNITS	$16.41 per month $196.98 per year
Residential Go-Back Fee All Cans	$25.00
Residential Special Pick Up Fee Any single can or All Cans (includes extra service or refilling of cans) Courtesy call back not allowed.	$25.00
Contamination Fee (Garbage in Green or Blue can)	$25.00

Commercial and Industrial Collection Rates

Solid Waste Collection Rates

Bin Size	Frequency of Weekly Pickup						
	1	2	3	4	5	6	7
300 Gallon	$52.09	$98.95	$145.81	$192.66	$239.51	$286.37	$333.23
1 YD	$63.74	$120.51	$177.29	$234.06	$290.84	$347.60	$404.38
1.5 YD	$69.45	$131.93	$194.41	$256.88	$319.35	$381.83	$444.31
2 YD	$83.17	$159.38	$235.60	$311.82	$388.00	$464.21	$540.44
3 YD	$91.32	$175.70	$260.06	$344.43	$428.79	$513.05	$597.54
4 YD	$98.50	$190.11	$281.73	$373.32	$464.93	$556.53	$648.13
6 YD	$115.80	$224.64	$333.46	$442.31	$551.11	$659.96	$768.79
8 YD	$132.10	$257.25	$382.40	$507.54	$632.70	$757.83	$882.98

Recycling Collection Rates

Bin Size	Frequency of Weekly Pickup						
	1	2	3	4	5	6	7
300 Gallon	$44.05	$83.70	$118.93	$158.58	$198.22	$237.86	$277.51
1 YD	$54.71	$103.46	$152.20	$200.94	$249.68	$298.41	$347.17
1.5 YD	$59.63	$113.26	$166.90	$220.54	$274.17	$327.80	$366.55
2 YD	$71.40	$136.83	$202.26	$267.70	$333.10	$398.53	$463.96
3 YD	$78.40	$150.84	$223.26	$295.70	$368.11	$440.54	$512.99
4 YD	$85.41	$164.84	$244.27	$323.70	$403.13	$482.56	$561.99
6 YD	$99.41	$192.86	$286.27	$379.73	$473.13	$566.58	$660.00
8 YD	$113.42	$220.85	$280.53	$435.73	$543.17	$650.60	$758.05

Organics Collection Rates

Bin Size	Frequency of Weekly Pickup						
	1	2	3	4	5	6	7
64 Gallon	$32.40	$64.80	$97.20	$129.60	$162.00	$194.40	$226.80
300 Gallon	$55.06	$104.63	$148.66	$198.23	$247.78	$297.33	$346.89
1 YD	$68.39	$129.33	$190.25	$251.18	$312.10	$373.01	$433.96
1.5 YD	$74.54	$141.58	$208.63	$275.68	$342.71	$409.75	$458.19
2 YD	$89.25	$171.04	$252.83	$334.63	$416.38	$498.16	$579.95

Current Rates: Effective January 1, 2019

Solid Waste Compactor Collection Rates

Bin Size	Frequency of Weekly Pickup						
	1	2	3	4	5	6	7
2 YD	$166.34	$318.76	$471.20	$623.64	$776.00	$928.42	$1,080.88
3 YD	$182.64	$351.40	$520.12	$688.86	$857.58	$1,026.10	$1,195.08
4 YD	$197.00	$380.22	$563.46	$746.64	$929.86	$1,113.06	$1,296.26

Roll Off Rates

10 Cubic Yards (16' x 8' x 3')

20 Cubic Yards (16' x 6' x 5')

30 Cubic Yards (18' x 8' x 6')

MOVE CONTAINER FEE after intial placement. Customers must give specific placement instructions, or have a spotter on site.	$66.38
SCHEDULED PICK-UPS per empty plus actual landfill charges. No container rental fee and MUST KEEP Roll Off bin for at least 90 days to qualify for scheduled pick-ups.	$187.22
UNSCHEDULED PICK-UPS per empty plus actual landfill charges plus oer day container charge as shown below.	$222.86
Daily Container Rental Charge for Unscheduled Service	$5.11
UNSCHEDULED PICK-UPS additional fee for nights, weekends, or holidays	$118.80

Temporary Construction Recycle Rates (Service < 90 Days, includes Delivery & Removal)

1 YD	$194.71
1.5 YD	$199.63
2 YD	$211.40
3 YD	$218.40
4 YD	$225.41
6 YD	$239.41
8 YD	$253.42

Special Service Rates

Subscription Item	Rate	Frequency of Charge
Can/Bin Cleaning	$25.00	/Request
Can/Bin Re-Deliver Fee (after removal for missed payments)	$25.00	/Occurrence
Rear Loader Bulky Waste Pickup	$25.00	/Request
Roll-Off Overweight Charge	$200.00	/Occurrence
Commercial Recycling Contamination Fee	$40.40	/Occurrence + $1/CY
Return Fee	$40.00	/Occurrence

Scenario 3, w/ LAP (8%) Effective January 1, 2020
Residential Collection Rates

Subscription Item	2019 Rate	2020 Rate
90 Gal Pack-out (Single Family Units)	$96.16	$96.16
64 Gal (Gray) Curbside (Single Family Unit & Multi Unit extra cans).	$25.92	$25.92
90 Gal Green Waste (Green) Container	$5.57	$5.57
64 Gal Recycling (Blue) Container	$5.59	$5.59
90 Gal Disabled Pack-out (Single Family Unit)	$25.92	$25.92
90 Gal Pack-out (Mobile home)	$92.54	$92.54
90 Gal Curbside (Mobile home)	$19.77	$19.77
Extra 64 Gal Refuse (Gray) Container single Residential only NOT MULTI UNITS	$16.41 per month	$16.41 per month
	$196.98 per year	$196.98 per year
Residential Go-Back Fee All Cans	$25.00	
Residential Special Pick Up Fee Any single can or All Cans (includes extra service or refilling of cans) Courtesy call back not allowed.	$25.00	
Contamination Fee (Garbage in Green or Blue can)	$25.00	

Commercial and Industrial Collection Rates

Solid Waste Collection Rates

Bin Size	Frequency of Weekly Pickup						
	1	2	3	4	5	6	7
300 Gallon	$62.09	$108.95	$155.81	$202.66	$249.51	$296.37	$343.23
1 YD	$73.74	$130.51	$187.29	$244.06	$300.84	$357.60	$414.38
1.5 YD	$79.45	$141.93	$204.41	$266.88	$329.35	$391.83	$454.31
2 YD	$93.17	$169.38	$245.60	$321.82	$398.00	$474.21	$550.44
3 YD	$101.32	$185.70	$270.06	$354.43	$438.79	$523.05	$607.54
4 YD	$108.50	$200.11	$291.73	$383.32	$474.93	$566.53	$658.13
6 YD	$125.80	$234.64	$343.46	$452.31	$561.11	$669.96	$778.79
8 YD	$142.10	$267.25	$392.40	$517.54	$642.70	$767.83	$892.98

Recycling Collection Rates

Bin Size	Frequency of Weekly Pickup						
	1	2	3	4	5	6	7
300 Gallon	$54.05	$93.70	$128.93	$168.58	$208.22	$247.86	$287.51
1 YD	$64.71	$113.46	$162.20	$210.94	$259.68	$308.41	$357.17
1.5 YD	$69.63	$123.26	$176.90	$230.54	$284.17	$337.80	$376.55
2 YD	$81.40	$146.83	$212.26	$277.70	$343.10	$408.53	$473.96
3 YD	$88.40	$160.84	$233.26	$305.70	$378.11	$450.54	$522.99
4 YD	$95.41	$174.84	$254.27	$333.70	$413.13	$492.56	$571.99
6 YD	$109.41	$202.86	$296.27	$389.73	$483.13	$576.58	$670.00
8 YD	$123.42	$230.85	$335.04	$445.73	$553.17	$660.60	$768.05

Organics Collection Rates

Bin Size	Frequency of Weekly Pickup						
	1	2	3	4	5	6	7
64 Gallon	$42.40	$74.80	$107.20	$139.60	$172.00	$204.40	$236.80
300 Gallon	$65.06	$114.63	$158.66	$208.23	$257.78	$307.33	$356.89
1 YD	$78.39	$139.33	$200.25	$261.18	$322.10	$383.01	$443.96
1.5 YD	$84.54	$151.58	$218.63	$285.68	$352.71	$419.75	$468.19
2 YD	$99.25	$181.04	$262.83	$344.63	$426.38	$508.16	$589.95

Scenario 3, w/ LAP (8%) Effective January 1, 2020

Solid Waste Compactor Collection Rates

Bin Size	Frequency of Weekly Pickup						
	1	2	3	4	5	6	7
2 YD	$186.34	$338.76	$491.20	$643.64	$796.00	$948.42	$1,100.88
3 YD	$202.64	$371.40	$540.12	$708.86	$877.58	$1,046.10	$1,215.08
4 YD	$217.00	$400.22	$583.46	$766.64	$949.86	$1,133.06	$1,316.26

Roll Off Rates

10 Cubic Yards (16' x 8' x 3')

20 Cubic Yards (16' x 6' x 5')

30 Cubic Yards (18' x 8' x 6')

MOVE CONTAINER FEE after intial placement. Customers must give specific placement instructions, or have a spotter on site.	$66.38
SCHEDULED PICK-UPS per empty plus actual landfill charges. No container rental fee and MUST KEEP Roll Off bin for at least 90 days to qualify for scheduled pick-ups.	$187.22
UNSCHEDULED PICK-UPS per empty plus actual landfill charges plus oer day container charge as shown below.	$222.86
Daily Container Rental Charge for Unscheduled Service	$5.11
UNSCHEDULED PICK-UPS additional fee for nights, weekends, or holidays	$118.80

Temporary Construction Recycle Rates (Service < 90 Days, includes Delivery & Removal)

1 YD	$194.71
1.5 YD	$199.63
2 YD	$211.40
3 YD	$218.40
4 YD	$225.41
6 YD	$239.41
8 YD	$253.42

Special Service Rates

Subscription Item	Rate	Frequency of Charge
Can/Bin Cleaning	$25.00	/Request
Can/Bin Re-Deliver Fee (after removal for missed payments)	$25.00	/Occurrence
Rear Loader Bulky Waste Pickup	$25.00	/Request
Roll-Off Overweight Charge	$200.00	/Occurrence
Commercial Recycling Contamination Fee	$40.40	/Occurrence + $1/CY
Return Fee	$40.00	/Occurrence

Scenario 3, w/ LAP (8%) Effective January 1, 2021
Residential Collection Rates

Subscription Item	2020 Rate	2021 Rate
90 Gal Pack-out (Single Family Units)	$96.16	$109.62
64 Gal (Gray) Curbside (Single Family Unit & Multi Unit extra cans).	$25.92	$29.55
90 Gal Green Waste (Green) Container	$5.57	$6.35
64 Gal Recycling (Blue) Container	$5.59	$6.37
90 Gal Disabled Pack-out (Single Family Unit)	$25.92	$29.55
90 Gal Pack-out (Mobile home)	$92.54	$105.50
90 Gal Curbside (Mobile home)	$19.77	$22.54
Extra 64 Gal Refuse (Gray) Container single Residential only NOT MULTI UNITS	$16.41 per month	$18.71 per month
	$196.98 per year	$224.56 per year
Residential Go-Back Fee All Cans	$25.00	
Residential Special Pick Up Fee Any single can or All Cans (includes extra service or refilling of cans) Courtesy call back not allowed.	$25.00	
Contamination Fee (Garbage in Green or Blue can)	$25.00	

Commercial and Industrial Collection Rates

Solid Waste Collection Rates

Bin Size	Frequency of Weekly Pickup						
	1	2	3	4	5	6	7
300 Gallon	$74.51	$130.74	$186.97	$243.19	$299.42	$355.65	$411.88
1 YD	$88.49	$156.61	$224.75	$292.87	$361.01	$429.12	$497.26
1.5 YD	$95.34	$170.32	$245.29	$320.26	$395.22	$470.20	$545.17
2 YD	$111.80	$203.26	$294.72	$386.18	$477.60	$569.05	$660.53
3 YD	$121.58	$222.84	$324.07	$425.32	$526.55	$627.66	$729.05
4 YD	$130.20	$240.13	$350.08	$459.98	$569.92	$679.84	$789.76
6 YD	$150.96	$281.57	$412.15	$542.77	$673.33	$803.95	$934.55
8 YD	$170.52	$320.70	$470.88	$621.05	$771.24	$921.40	$1,071.58

Recycling Collection Rates

Bin Size	Frequency of Weekly Pickup						
	1	2	3	4	5	6	7
300 Gallon	$64.86	$112.44	$154.72	$202.30	$249.86	$297.43	$345.01
1 YD	$77.65	$136.15	$194.64	$253.13	$311.62	$370.09	$428.60
1.5 YD	$83.56	$147.91	$212.28	$276.65	$341.00	$405.36	$451.86
2 YD	$97.68	$176.20	$254.71	$333.24	$411.72	$490.24	$568.75
3 YD	$106.08	$193.01	$279.91	$366.84	$453.73	$540.65	$627.59
4 YD	$114.49	$209.81	$305.12	$400.44	$495.76	$591.07	$686.39
6 YD	$131.29	$243.43	$355.52	$467.68	$579.76	$691.90	$804.00
8 YD	$148.10	$277.02	$402.05	$534.88	$663.80	$792.72	$921.66

Organics Collection Rates

Bin Size	Frequency of Weekly Pickup						
	1	2	3	4	5	6	7
64 Gallon	$50.88	$89.76	$128.64	$167.52	$206.40	$245.28	$284.16
300 Gallon	$78.08	$137.55	$190.40	$249.87	$309.33	$368.79	$428.27
1 YD	$94.07	$167.19	$240.30	$313.41	$386.52	$459.62	$532.76
1.5 YD	$101.45	$181.89	$262.35	$342.81	$423.26	$503.70	$561.83
2 YD	$119.10	$217.25	$315.39	$413.55	$511.65	$609.80	$707.94

Scenario 3, w/ LAP (8%) Effective January 1, 2021

Solid Waste Compactor Collection Rates

Bin Size	Frequency of Weekly Pickup						
	1	2	3	4	5	6	7
2 YD	$223.61	$406.51	$589.44	$772.37	$955.20	$1,138.10	$1,321.06
3 YD	$243.17	$445.68	$648.14	$850.63	$1,053.10	$1,255.32	$1,458.10
4 YD	$260.40	$480.26	$700.15	$919.97	$1,139.83	$1,359.67	$1,579.51

Roll Off Rates

10 Cubic Yards (16' x 8' x 3')	
20 Cubic Yards (16' x 6' x 5')	
30 Cubic Yards (18' x 8' x 6')	
MOVE CONTAINER FEE after intial placement. Customers must give specific placement instructions, or have a spotter on site.	$79.66
SCHEDULED PICK-UPS per empty plus actual landfill charges. No container rental fee and MUST KEEP Roll Off bin for at least 90 days to qualify for scheduled pick-ups.	$224.66
UNSCHEDULED PICK-UPS per empty plus actual landfill charges plus oer day container charge as shown below.	$267.43
Daily Container Rental Charge for Unscheduled Service	$6.13
UNSCHEDULED PICK-UPS additional fee for nights, weekends, or holidays	$142.56

Temporary Construction Recycle Rates (Service < 90 Days, includes Delivery & Removal)

1 YD	$233.65
1.5 YD	$239.56
2 YD	$253.68
3 YD	$262.08
4 YD	$270.49
6 YD	$287.29
8 YD	$304.10

Special Service Rates

Subscription Item	Rate	Frequency of Charge
Can/Bin Cleaning	$25.00	/Request
Can/Bin Re-Deliver Fee (after removal for missed payments)	$25.00	/Occurrence
Rear Loader Bulky Waste Pickup	$25.00	/Request
Roll-Off Overweight Charge	$240.00	/Occurrence
Commercial Recycling Contamination Fee	$48.48	/Occurrence + $1/CY
Return Fee	$48.00	/Occurrence

Scenario 3, w/ LAP (8%) Effective January 1, 2022
Residential Collection Rates

Subscription Item	2021 Rate	2022 Rate
90 Gal Pack-out (Single Family Units)	$109.62	$120.58
64 Gal (Gray) Curbside (Single Family Unit & Multi Unit extra cans).	$29.55	$32.50
90 Gal Green Waste (Green) Container	$6.35	$6.98
64 Gal Recycling (Blue) Container	$6.37	$7.01
90 Gal Disabled Pack-out (Single Family Unit)	$29.55	$32.50
90 Gal Pack-out (Mobile home)	$105.50	$116.05
90 Gal Curbside (Mobile home)	$22.54	$24.79
Extra 64 Gal Refuse (Gray) Container single Residential only NOT MULTI UNITS	$18.71 per month	$20.58 per month
	$224.56 per year	$247.01 per year
Residential Go-Back Fee All Cans	$25.00	
Residential Special Pick Up Fee Any single can or All Cans (includes extra service or refilling of cans) Courtesy call back not allowed.	$25.00	
Contamination Fee (Garbage in Green or Blue can)	$25.00	

Commercial and Industrial Collection Rates

Solid Waste Collection Rates

Bin Size	Frequency of Weekly Pickup						
	1	2	3	4	5	6	7
300 Gallon	$88.66	$155.58	$222.49	$289.40	$356.30	$423.22	$490.14
1 YD	$105.30	$186.37	$267.45	$348.52	$429.60	$510.65	$591.73
1.5 YD	$113.45	$202.68	$291.90	$381.10	$470.31	$559.53	$648.75
2 YD	$133.05	$241.87	$350.72	$459.56	$568.34	$677.17	$786.03
3 YD	$144.68	$265.18	$385.65	$506.13	$626.59	$746.92	$867.57
4 YD	$154.94	$285.76	$416.59	$547.38	$678.20	$809.00	$939.81
6 YD	$179.64	$335.07	$490.46	$645.90	$801.27	$956.70	$1,112.11
8 YD	$202.92	$381.63	$560.35	$739.05	$917.78	$1,096.46	$1,275.18

Recycling Collection Rates

Bin Size	Frequency of Weekly Pickup						
	1	2	3	4	5	6	7
300 Gallon	$77.18	$133.80	$184.11	$240.73	$297.34	$353.94	$410.56
1 YD	$92.41	$162.02	$231.62	$301.22	$370.82	$440.41	$510.04
1.5 YD	$99.43	$176.02	$252.61	$329.21	$405.79	$482.38	$537.71
2 YD	$116.24	$209.67	$303.11	$396.56	$489.95	$583.38	$676.81
3 YD	$126.24	$229.68	$333.10	$436.54	$539.94	$643.37	$746.83
4 YD	$136.25	$249.67	$363.10	$476.52	$589.95	$703.38	$816.80
6 YD	$156.24	$289.68	$423.07	$556.53	$689.91	$823.36	$956.76
8 YD	$176.24	$329.65	$478.44	$636.50	$789.93	$943.34	$1,096.78

Organics Collection Rates

Bin Size	Frequency of Weekly Pickup						
	1	2	3	4	5	6	7
64 Gallon	$60.55	$106.81	$153.08	$199.35	$245.62	$291.88	$338.15
300 Gallon	$92.91	$163.68	$226.57	$297.35	$368.10	$438.86	$509.64
1 YD	$111.94	$198.96	$285.96	$372.96	$459.96	$546.94	$633.98
1.5 YD	$120.72	$216.45	$312.20	$407.94	$503.67	$599.40	$668.57
2 YD	$141.73	$258.52	$375.31	$492.12	$608.86	$725.66	$842.45

Scenario 3, w/ LAP (8%) Effective January 1, 2022

Solid Waste Compactor Collection Rates

Bin Size	Frequency of Weekly Pickup						
	1	2	3	4	5	6	7
2 YD	$266.09	$483.75	$701.43	$919.12	$1,136.69	$1,354.34	$1,572.06
3 YD	$289.37	$530.36	$771.29	$1,012.25	$1,253.18	$1,493.83	$1,735.13
4 YD	$309.88	$571.51	$833.18	$1,094.76	$1,356.40	$1,618.01	$1,879.62

Roll Off Rates

10 Cubic Yards (16' x 8' x 3')	
20 Cubic Yards (16' x 6' x 5')	
30 Cubic Yards (18' x 8' x 6')	
MOVE CONTAINER FEE after intial placement. Customers must give specific placement instructions, or have a spotter on site.	$94.79
SCHEDULED PICK-UPS per empty plus actual landfill charges. No container rental fee and MUST KEEP Roll Off bin for at least 90 days to qualify for scheduled pick-ups.	$267.35
UNSCHEDULED PICK-UPS per empty plus actual landfill charges plus oer day container charge as shown below.	$318.24
Daily Container Rental Charge for Unscheduled Service	$7.30
UNSCHEDULED PICK-UPS additional fee for nights, weekends, or holidays	$169.65

Temporary Construction Recycle Rates (Service < 90 Days, includes Delivery & Removal)

1 YD	$278.05
1.5 YD	$285.07
2 YD	$301.88
3 YD	$311.88
4 YD	$321.89
6 YD	$341.88
8 YD	$361.88

Special Service Rates

Subscription Item	Rate	Frequency of Charge
Can/Bin Cleaning	$25.00	/Request
Can/Bin Re-Deliver Fee (after removal for missed payments)	$25.00	/Occurrence
Rear Loader Bulky Waste Pickup	$25.00	/Request
Roll-Off Overweight Charge	$285.60	/Occurrence
Commercial Recycling Contamination Fee	$57.69	/Occurrence + $1/CY
Return Fee	$57.12	/Occurrence

Scenario 3, w/ LAP (8%) Effective January 1, 2023
Residential Collection Rates

Subscription Item	2022 Rate	2023 Rate
90 Gal Pack-out (Single Family Units)	$120.58	$131.44
64 Gal (Gray) Curbside (Single Family Unit & Multi Unit extra cans).	$32.50	$35.43
90 Gal Green Waste (Green) Container	$6.98	$7.61
64 Gal Recycling (Blue) Container	$7.01	$7.64
90 Gal Disabled Pack-out (Single Family Unit)	$32.50	$35.43
90 Gal Pack-out (Mobile home)	$116.05	$126.49
90 Gal Curbside (Mobile home)	$24.79	$27.02
Extra 64 Gal Refuse (Gray) Container single Residential only NOT MULTI UNITS	$20.58 per month $247.01 per year	$22.43 per month $269.24 per year
Residential Go-Back Fee All Cans	$25.00	
Residential Special Pick Up Fee Any single can or All Cans (includes extra service or refilling of cans) Courtesy call back not allowed.	$25.00	
Contamination Fee (Garbage in Green or Blue can)	$25.00	

Commercial and Industrial Collection Rates

Solid Waste Collection Rates

Bin Size	Frequency of Weekly Pickup						
	1	2	3	4	5	6	7
300 Gallon	$101.96	$178.91	$255.87	$332.81	$409.75	$486.70	$563.66
1 YD	$121.10	$214.32	$307.57	$400.80	$494.04	$587.25	$680.49
1.5 YD	$130.47	$233.08	$335.68	$438.27	$540.86	$643.46	$746.07
2 YD	$153.00	$278.16	$403.32	$528.49	$653.60	$778.75	$903.93
3 YD	$166.39	$304.96	$443.49	$582.04	$720.58	$858.95	$997.70
4 YD	$178.18	$328.62	$479.08	$629.49	$779.93	$930.36	$1,080.78
6 YD	$206.59	$385.33	$564.03	$742.78	$921.45	$1,100.21	$1,278.93
8 YD	$233.36	$438.88	$644.40	$849.90	$1,055.44	$1,260.93	$1,466.45

Recycling Collection Rates

Bin Size	Frequency of Weekly Pickup						
	1	2	3	4	5	6	7
300 Gallon	$88.76	$153.87	$211.73	$276.84	$341.94	$407.04	$472.15
1 YD	$106.27	$186.32	$266.36	$346.41	$426.45	$506.47	$586.54
1.5 YD	$114.35	$202.42	$290.51	$378.59	$466.66	$554.74	$618.37
2 YD	$133.68	$241.12	$348.57	$456.04	$563.44	$670.89	$778.34
3 YD	$145.17	$264.13	$383.06	$502.02	$620.93	$739.88	$858.85
4 YD	$156.68	$287.12	$417.56	$548.00	$678.44	$808.88	$939.32
6 YD	$179.67	$333.14	$486.53	$640.01	$793.40	$946.86	$1,100.27
8 YD	$202.68	$379.10	$550.20	$731.98	$908.42	$1,084.84	$1,261.29

Organics Collection Rates

Bin Size	Frequency of Weekly Pickup						
	1	2	3	4	5	6	7
64 Gallon	$69.63	$122.84	$176.04	$229.25	$282.46	$335.67	$388.87
300 Gallon	$106.85	$188.24	$260.56	$341.95	$423.32	$504.69	$586.08
1 YD	$128.73	$228.80	$328.85	$428.90	$528.95	$628.98	$729.08
1.5 YD	$138.83	$248.92	$359.03	$469.14	$579.22	$689.31	$768.86
2 YD	$162.99	$297.30	$431.61	$565.94	$700.19	$834.50	$968.82

Scenario 3, w/ LAP (8%) Effective January 1, 2023

Solid Waste Compactor Collection Rates

Bin Size	Frequency of Weekly Pickup						
	1	2	3	4	5	6	7
2 YD	$306.01	$556.31	$806.65	$1,056.99	$1,307.19	$1,557.50	$1,807.87
3 YD	$332.78	$609.91	$886.99	$1,164.09	$1,441.16	$1,717.91	$1,995.40
4 YD	$356.36	$657.24	$958.16	$1,258.98	$1,559.86	$1,860.71	$2,161.56

Roll Off Rates

10 Cubic Yards (16' x 8' x 3')

20 Cubic Yards (16' x 6' x 5')

30 Cubic Yards (18' x 8' x 6')

MOVE CONTAINER FEE after intial placement. Customers must give specific placement instructions, or have a spotter on site.	$109.01
SCHEDULED PICK-UPS per empty plus actual landfill charges. No container rental fee and MUST KEEP Roll Off bin for at least 90 days to qualify for scheduled pick-ups.	$307.45
UNSCHEDULED PICK-UPS per empty plus actual landfill charges plus oer day container charge as shown below.	$365.98
Daily Container Rental Charge for Unscheduled Service	$8.39
UNSCHEDULED PICK-UPS additional fee for nights, weekends, or holidays	$195.09

Temporary Construction Recycle Rates (Service < 90 Days, includes Delivery & Removal)

1 YD	$319.75
1.5 YD	$327.83
2 YD	$347.16
3 YD	$358.66
4 YD	$370.17
6 YD	$393.16
8 YD	$416.17

Special Service Rates

Subscription Item	Rate	Frequency of Charge
Can/Bin Cleaning	$25.00	/Request
Can/Bin Re-Deliver Fee (after removal for missed payments)	$25.00	/Occurrence
Rear Loader Bulky Waste Pickup	$25.00	/Request
Roll-Off Overweight Charge	$328.44	/Occurrence
Commercial Recycling Contamination Fee	$66.34	/Occurrence + $1/CY
Return Fee	$65.69	/Occurrence

Scenario 3, w/ LAP (8%) Effective January 1, 2024
Residential Collection Rates

Subscription Item	2023 Rate	2024 Rate
90 Gal Pack-out (Single Family Units)	$131.44	$136.69
64 Gal (Gray) Curbside (Single Family Unit & Multi Unit extra cans).	$35.43	$36.85
90 Gal Green Waste (Green) Container	$7.61	$7.92
64 Gal Recycling (Blue) Container	$7.64	$7.95
90 Gal Disabled Pack-out (Single Family Unit)	$35.43	$36.85
90 Gal Pack-out (Mobile home)	$126.49	$131.55
90 Gal Curbside (Mobile home)	$27.02	$28.10
Extra 64 Gal Refuse (Gray) Container single Residential only NOT MULTI UNITS	$22.43 per month	$23.33 per month
	$269.24 per year	$280.01 per year
Residential Go-Back Fee All Cans	$25.00	
Residential Special Pick Up Fee Any single can or All Cans (includes extra service or refilling of cans) Courtesy call back not allowed.	$25.00	
Contamination Fee (Garbage in Green or Blue can)	$25.00	

Commercial and Industrial Collection Rates

Solid Waste Collection Rates

Bin Size	Frequency of Weekly Pickup						
	1	2	3	4	5	6	7
300 Gallon	$106.04	$186.07	$266.10	$346.12	$426.14	$506.17	$586.20
1 YD	$125.94	$222.90	$319.87	$416.83	$513.80	$610.74	$707.71
1.5 YD	$135.69	$242.40	$349.11	$455.80	$562.49	$669.20	$775.91
2 YD	$159.12	$289.28	$419.46	$549.63	$679.74	$809.90	$940.09
3 YD	$173.04	$317.15	$461.23	$605.33	$749.40	$893.31	$1,037.61
4 YD	$185.31	$341.77	$498.24	$654.67	$811.13	$967.57	$1,124.01
6 YD	$214.85	$400.74	$586.59	$772.49	$958.31	$1,144.22	$1,330.09
8 YD	$242.69	$456.43	$670.18	$883.90	$1,097.66	$1,311.37	$1,525.11

Recycling Collection Rates

Bin Size	Frequency of Weekly Pickup						
	1	2	3	4	5	6	7
300 Gallon	$92.31	$160.03	$220.20	$287.92	$355.62	$423.32	$491.03
1 YD	$110.52	$193.78	$277.02	$360.26	$443.50	$526.73	$610.01
1.5 YD	$118.92	$210.51	$302.13	$393.74	$485.33	$576.92	$643.11
2 YD	$139.02	$250.77	$362.52	$474.28	$585.98	$697.72	$809.47
3 YD	$150.98	$274.70	$398.38	$522.10	$645.77	$769.47	$893.21
4 YD	$162.95	$298.61	$434.26	$569.92	$705.58	$841.24	$976.89
6 YD	$186.86	$346.46	$506.00	$665.62	$825.13	$984.73	$1,144.28
8 YD	$210.79	$394.27	$572.21	$761.26	$944.75	$1,128.23	$1,311.74

Organics Collection Rates

Bin Size	Frequency of Weekly Pickup						
	1	2	3	4	5	6	7
64 Gallon	$72.41	$127.75	$183.09	$238.42	$293.76	$349.09	$404.43
300 Gallon	$111.12	$195.77	$270.98	$355.62	$440.25	$524.88	$609.52
1 YD	$133.88	$237.95	$342.00	$446.06	$550.11	$654.14	$758.24
1.5 YD	$144.38	$258.87	$373.39	$487.90	$602.39	$716.89	$799.61
2 YD	$169.51	$309.19	$448.88	$588.58	$728.20	$867.88	$1,007.57

Scenario 3, w/ LAP (8%) Effective January 1, 2024

Solid Waste Compactor Collection Rates

Bin Size	Frequency of Weekly Pickup						
	1	2	3	4	5	6	7
2 YD	$318.25	$578.56	$838.91	$1,099.27	$1,359.48	$1,619.80	$1,880.18
3 YD	$346.09	$634.31	$922.46	$1,210.65	$1,498.81	$1,786.62	$2,075.22
4 YD	$370.61	$683.53	$996.48	$1,309.34	$1,622.25	$1,935.14	$2,248.02

Roll Off Rates

10 Cubic Yards (16' x 8' x 3')

20 Cubic Yards (16' x 6' x 5')

30 Cubic Yards (18' x 8' x 6')

MOVE CONTAINER FEE after intial placement. Customers must give specific placement instructions, or have a spotter on site.	$113.37
SCHEDULED PICK-UPS per empty plus actual landfill charges. No container rental fee and MUST KEEP Roll Off bin for at least 90 days to qualify for scheduled pick-ups.	$319.75
UNSCHEDULED PICK-UPS per empty plus actual landfill charges plus oer day container charge as shown below.	$380.62
Daily Container Rental Charge for Unscheduled Service	$8.73
UNSCHEDULED PICK-UPS additional fee for nights, weekends, or holidays	$202.90

Temporary Construction Recycle Rates (Service < 90 Days, includes Delivery & Removal)

1 YD	$332.54
1.5 YD	$340.95
2 YD	$361.05
3 YD	$373.00
4 YD	$384.98
6 YD	$408.89
8 YD	$432.81

Special Service Rates

Subscription Item	Rate	Frequency of Charge
Can/Bin Cleaning	$25.00	/Request
Can/Bin Re-Deliver Fee (after removal for missed payments)	$25.00	/Occurrence
Rear Loader Bulky Waste Pickup	$25.00	/Request
Roll-Off Overweight Charge	$341.58	/Occurrence
Commercial Recycling Contamination Fee	$69.00	/Occurrence + $1/CY
Return Fee	$68.32	/Occurrence

City of Merced

Scenario 3, with LAP (16%)

10-Year Financial Plan Summary

Income and Expense Detail			Actual					Budgeted	Forecast									
			2013 - 2014	2014 - 2015	2015 - 2016	2016 - 2017	2017 - 2018	2018 - 2019	2019 - 2020	2020 - 2021	2021 - 2022	2022 - 2023	2023 - 2024	2024 - 2025	2025 - 2026	2026 - 2027	2027 - 2028	2028 - 2029
Beginning Fund 558 Balance			6,276,764	6,020,954	$ 6,306,524	$ 6,438,741	$ 7,160,069	$ 7,334,000	$ 5,127,000	$ 2,606,000	$ 2,882,000	$ 3,461,000	$ 3,497,000	$ 3,991,000	$ 6,251,000	$ 7,805,000	$ 8,634,000	$ 8,713,000
Beginning Fund 562 Balance			214,085	243,884	285,313	343,130	128,914	208,000	289,000	371,000	456,000	534,000	612,000	682,000	613,000	539,000	460,000	376,000
Beginning Fund 674 Balance			294,416	1,132,186	1,989,635	2,785,071	3,685,609	4,596,000	4,738,000	4,300,000	3,855,000	3,667,000	5,183,000	6,183,000	6,662,000	7,876,000	9,277,000	10,243,000
Fund 558 Ending Fund Balance as % of Operating Expenses			*49%*	*53%*	*51%*	*57%*	*54%*	*32%*	*15%*	*16%*	*18%*	*16%*	*17%*	*28%*	*34%*	*37%*	*36%*	*32%*
Recommended Annual Residential Service Charge Adjustment (Effective July 1 of each FY)									0.00%	20.00%	5.00%	5.00%	5.00%	0.00%	0.00%	0.00%	0.00%	0.00%
Recommended Annual Commercial Service Charge Adjustment (Effective July 1 of each FY)									0.00%	37.00%	10.00%	10.00%	10.00%	0.00%	0.00%	0.00%	0.00%	0.00%
Income	Fund 558	Service Charges	11,685,601	11,914,252	12,326,087	12,856,164	13,409,066	13,743,714	14,130,000	18,319,000	20,042,000	21,929,000	23,941,000	23,941,000	23,941,000	23,941,000	23,941,000	23,941,000
		Other Revenues	440,834	375,889	388,384	426,263	344,541	250,587	253,000	253,000	253,000	253,000	253,000	253,000	253,000	253,000	253,000	253,000
		Total Income Fund 558	12,126,435	12,290,141	12,714,471	13,282,427	13,753,607	13,994,301	14,383,000	18,572,000	20,295,000	22,182,000	24,194,000	24,194,000	24,194,000	24,194,000	24,194,000	24,194,000
	Fund 562	Building Permit Surcharge	11,605	32,481	49,416	78,870	161,986	191,905	263,188	277,040	249,336	249,336	221,632	87,000	87,000	87,000	87,000	87,000
		Other	18,194	8,948	8,401	11,438	10,783	7,540	11,000	11,000	11,000	11,000	11,000	11,000	11,000	11,000	11,000	11,000
		Total Income Fund 562	29,799	41,429	57,817	90,308	172,769	199,445	274,188	288,040	260,336	260,336	232,632	98,000	98,000	98,000	98,000	98,000
	Fund 674	Vehicle Replacement Fund	837,770	857,449	795,436	900,538	910,301	1,062,744	1,143,204	1,337,981	1,538,029	1,863,114	2,110,498	2,150,498	2,193,498	2,237,498	2,282,498	2,328,498
		Total Income Fund 674	837,770	857,449	795,436	900,538	910,301	1,062,744	1,143,204	1,337,981	1,538,029	1,863,114	2,110,498	2,150,498	2,193,498	2,237,498	2,282,498	2,328,498
Expenses	Fund 558	Subtotal Refuse Personnel Services	2,472,065	2,490,078	2,583,144	2,635,558	2,924,376	3,196,892	3,421,000	3,624,000	3,829,000	4,044,000	4,261,000	4,409,000	4,563,000	4,723,000	4,890,000	5,062,000
		532 25-0 Tipping Fees	2,118,712	2,187,013	2,438,687	2,523,412	2,508,593	2,759,452	2,939,000	3,132,000	3,328,000	3,535,000	3,745,000	3,895,000	4,051,000	4,213,000	4,382,000	4,557,000
		532 23-0 Vehicle Operations/Maint	1,110,191	1,101,413	1,138,477	1,019,086	1,097,721	1,231,957	1,300,000	1,372,000	1,444,000	1,519,000	1,594,000	1,642,000	1,691,000	1,742,000	1,794,000	1,848,000
		532 32-0 Vehicle Replacement Fee	531,217	538,293	477,965	511,941	515,420	600,682	634,000	669,000	704,000	741,000	777,000	800,000	824,000	849,000	874,000	900,000
		All Other Refuse Supplies and Services	644,209	713,179	686,543	658,762	680,229	769,154	812,000	857,000	902,000	948,000	994,000	1,022,000	1,052,000	1,082,000	1,113,000	1,144,000
		Subtotal Refuse Administrative	339,791	382,820	384,619	410,473	478,557	542,906	559,000	576,000	594,000	614,000	634,000	654,000	674,000	694,000	716,000	738,000
		Subtotal Refuse Capital Improvement Projects	153,268	39,963	388,799	-	-	1,264,913	-	-	-	-	-	-	-	-	-	-
		Subtotal Refuse Machinery/Equip	49,060	-	17,069	-	409,491	136,160	144,000	152,000	160,000	168,000	176,000	181,000	186,000	192,000	198,000	204,000
		Subtotal Refuse Interdepartmental	661,995	697,119	703,493	689,722	705,492	733,942	756,000	778,000	802,000	826,000	851,000	876,000	903,000	930,000	957,000	985,000
		Total Operating Expenses Refuse	8,080,508	8,149,878	8,818,796	8,448,954	9,319,879	11,236,058	10,565,000	11,160,000	11,763,000	12,395,000	13,032,000	13,479,000	13,944,000	14,425,000	14,924,000	15,438,000
		Subtotal Recycling Personnel Services	387,347	395,976	396,057	413,192	445,118	451,286	478,000	505,000	532,000	561,000	590,000	611,000	633,000	655,000	677,000	700,000
		532 25-0 Tipping Fees	60,000	58,793	54,335	45,681	34,422	37,864	40,000	441,000	469,000	498,000	528,000	549,000	571,000	594,000	618,000	643,000
		532 23-0 Vehicle Operations/Maint	191,109	157,062	121,671	157,790	195,853	179,965	190,000	201,000	212,000	223,000	234,000	241,000	248,000	255,000	263,000	271,000
		532 32-0 Vehicle Replacement Fee	51,009	82,564	113,700	123,284	123,284	132,793	140,000	148,000	156,000	164,000	172,000	177,000	182,000	187,000	193,000	199,000
		All Other Recycling Supplies and Services	65,892	81,954	92,616	98,813	94,167	141,057	147,000	156,000	165,000	174,000	183,000	188,000	193,000	198,000	203,000	208,000
		Subtotal Recycling Administrative	52,220	59,985	52,340	54,594	60,819	65,920	68,000	70,000	72,000	74,000	76,000	78,000	80,000	82,000	84,000	86,000
		Subtotal Recycling Machinery/Equip	15,462	10,214	6,941	13,642	27,684	24,290	26,000	27,000	28,000	29,000	30,000	31,000	32,000	33,000	34,000	35,000
		Subtotal Recycling Interdepartmental	65,243	65,798	29,611	30,001	30,729	30,786	32,000	33,000	34,000	35,000	36,000	37,000	38,000	39,000	40,000	41,000
		Total Operating Expenses Recycling	888,282	912,346	867,271	936,997	1,012,075	1,063,961	1,121,000	1,581,000	1,668,000	1,758,000	1,849,000	1,912,000	1,977,000	2,043,000	2,112,000	2,183,000
		Subtotal Green Waste Personnel Services	280,951	305,937	270,207	310,295	313,783	348,399	370,000	392,000	414,000	438,000	462,000	478,000	496,000	514,000	532,000	551,000
		532 25-0 Tipping Fees	70,061	61,638	63,243	70,766	69,010	75,911	83,000	91,000	99,000	108,000	118,000	126,000	135,000	144,000	154,000	165,000
		532 23-0 Vehicle Operations/Maint	196,166	156,597	169,822	141,215	164,077	141,518	149,000	157,000	165,000	174,000	183,000	188,000	194,000	200,000	206,000	212,000
		532 32-0 Vehicle Replacement Fee	74,801	70,527	50,432	79,441	79,441	114,567	121,000	128,000	135,000	142,000	149,000	153,000	158,000	163,000	168,000	173,000
		All Other Green Waste Supplies and Services	39,349	47,879	40,448	40,307	48,749	135,055	143,000	150,000	157,000	165,000	173,000	178,000	183,000	188,000	193,000	198,000
		Subtotal Green Waste Administrative	44,107	49,839	44,386	45,408	50,132	55,397	57,000	59,000	61,000	63,000	65,000	67,000	69,000	71,000	73,000	75,000
		Subtotal Green Waste Machinery/Equip	-	-	-	-	-	14,250	-	-	-	-	-	-	-	-	-	-
		Subtotal Green Waste Interdepartmental	30,140	30,284	12,762	13,304	13,307	26,364	27,000	28,000	29,000	30,000	31,000	32,000	33,000	34,000	35,000	36,000
		Total Operating Expenses Green Waste	735,575	722,701	651,300	700,736	738,499	911,461	950,000	1,005,000	1,060,000	1,120,000	1,181,000	1,222,000	1,268,000	1,314,000	1,361,000	1,410,000
		Total Operating Expenses Storm Drains	673,424	-	-	-	-	-	-	-	-	-	-	-	-	-	-	-
		Total Operating Expenses Street Sweeping	1,364,448	1,304,014	1,279,231	1,366,380	1,442,453	1,394,984	1,466,000	1,543,000	1,620,000	1,701,000	1,782,000	1,839,000	1,899,000	1,960,000	2,021,000	2,086,000
		Total Operating Expenses Street Trees	-	756,128	872,679	839,022	1,027,563	1,169,501	1,232,000	1,299,000	1,365,000	1,434,000	1,502,000	1,549,000	1,599,000	1,650,000	1,703,000	1,757,000
		Total Operating Expenses Finance	640,008	159,504	92,977	269,010	39,000	425,739	-	-	-	-	-	-	-	-	-	-
		Public Works Corporate Yard Phases I and II							-	219,270	500,000	1,000,000	1,789,056	-	-	-	-	-
		Public Works Corporate Yard Phase III (20 Year Amortization)							-	-	-	-	-	589,537	589,537	589,537	589,537	589,537
		Container Maintenance Shed							40,000	-	-	-	-	-	-	-	-	-
		Fleet Mind / ERP Finance System							576,795	179,195	179,195	2,400	2,400	2,400	2,400	2,400	2,400	2,400
		New Trucks (CARB compliance)							856,000	890,240	925,850	1,757,038	1,238,880	-	-	-	-	-
		New Vehicle Replacements							22,204	153,981	291,029	551,114	734,498	734,498	734,498	734,498	734,498	734,498
		New Employees							66,000	136,000	210,000	288,000	445,000	458,000	472,000	486,000	501,000	516,000
		Container Replacement							9,000	9,000	9,000	9,000	9,000	9,000	9,000	9,000	9,000	9,000
		Litter Abatement Program							-	120,000	125,000	130,000	135,000	140,000	146,000	152,000	158,000	164,000
		Total New Operating Expenses	-	-	-	-	-	-	1,569,999	1,707,687	2,240,074	3,737,551	4,353,835	1,933,435	1,953,435	1,973,435	1,994,435	2,015,435
		Total Operating Expenses Fund 558	12,382,245	12,004,571	12,582,254	12,561,099	13,579,469	16,201,703	16,903,999	18,295,687	19,716,074	22,145,551	23,699,835	21,934,435	22,640,435	23,365,435	24,115,435	24,889,435
	Fund 562	**Total Operating Expenses Fund 562**	-	-	-	304,524	93,685	118,035	192,598	202,734	182,461	182,461	162,188	167,000	172,000	177,000	182,000	187,000
	Fund 674	**Total Operating Expenses Fund 674**	-	-	-	-	-	921,000	1,581,000	1,783,000	1,726,000	347,000	1,110,000	1,671,000	979,000	836,000	1,316,000	2,604,000
Fund 558 Income less Operating Expenses			(255,810)	285,570	132,217	721,328	174,138	(2,207,403)	(2,520,999)	276,313	578,926	36,449	494,165	2,259,565	1,553,565	828,565	78,565	(695,435)
Fund 562 Income less Operating Expenses			29,799	41,429	57,817	(214,216)	79,084	81,410	81,590	85,306	77,875	77,875	70,444	(69,000)	(74,000)	(79,000)	(84,000)	(89,000)
Fund 674 Income less Operating Expenses			837,770	857,449	795,436	900,538	910,301	141,744	(437,796)	(445,019)	(187,971)	1,516,114	1,000,498	479,498	1,214,498	1,401,498	966,498	(275,502)
Fund 558 Ending Fund Balance as Percent of Operating Expenses			49%	53%	51%	57%	54%	32%	15%	16%	18%	16%	17%	28%	34%	37%	36%	32%

Current Rates: Effective January 1, 2019
Residential Collection rates

Subscription Item	2019 Rate
90 Gal Pack-out (Single Family Units)	$96.16
64 Gal (Gray) Curbside (Single Family Unit & Multi Unit extra cans).	$25.92
90 Gal Green Waste (Green) Container	$5.57
64 Gal Recycling (Blue) Container	$5.59
90 Gal Disabled Pack-out (Single Family Unit)	$25.92
90 Gal Pack-out (Mobile home)	$92.54
90 Gal Curbside (Mobile home)	$19.77
Extra 64 Gal Refuse (Gray) Container single Residential only NOT MULTI UNITS	$16.41 per month $196.98 per year
Residential Go-Back Fee All Cans	$25.00
Residential Special Pick Up Fee Any single can or All Cans (includes extra service or refilling of cans) Courtesy call back not allowed.	$25.00
Contamination Fee (Garbage in Green or Blue can)	$25.00

Commercial and Industrial Collection Rates

Solid Waste Collection Rates

Bin Size	Frequency of Weekly Pickup						
	1	2	3	4	5	6	7
300 Gallon	$52.09	$98.95	$145.81	$192.66	$239.51	$286.37	$333.23
1 YD	$63.74	$120.51	$177.29	$234.06	$290.84	$347.60	$404.38
1.5 YD	$69.45	$131.93	$194.41	$256.88	$319.35	$381.83	$444.31
2 YD	$83.17	$159.38	$235.60	$311.82	$388.00	$464.21	$540.44
3 YD	$91.32	$175.70	$260.06	$344.43	$428.79	$513.05	$597.54
4 YD	$98.50	$190.11	$281.73	$373.32	$464.93	$556.53	$648.13
6 YD	$115.80	$224.64	$333.46	$442.31	$551.11	$659.96	$768.79
8 YD	$132.10	$257.25	$382.40	$507.54	$632.70	$757.83	$882.98

Recycling Collection Rates

Bin Size	Frequency of Weekly Pickup						
	1	2	3	4	5	6	7
300 Gallon	$44.05	$83.70	$118.93	$158.58	$198.22	$237.86	$277.51
1 YD	$54.71	$103.46	$152.20	$200.94	$249.68	$298.41	$347.17
1.5 YD	$59.63	$113.26	$166.90	$220.54	$274.17	$327.80	$366.55
2 YD	$71.40	$136.83	$202.26	$267.70	$333.10	$398.53	$463.96
3 YD	$78.40	$150.84	$223.26	$295.70	$368.11	$440.54	$512.99
4 YD	$85.41	$164.84	$244.27	$323.70	$403.13	$482.56	$561.99
6 YD	$99.41	$192.86	$286.27	$379.73	$473.13	$566.58	$660.00
8 YD	$113.42	$220.85	$280.53	$435.73	$543.17	$650.60	$758.05

Organics Collection Rates

Bin Size	Frequency of Weekly Pickup						
	1	2	3	4	5	6	7
64 Gallon	$32.40	$64.80	$97.20	$129.60	$162.00	$194.40	$226.80
300 Gallon	$55.06	$104.63	$148.66	$198.23	$247.78	$297.33	$346.89
1 YD	$68.39	$129.33	$190.25	$251.18	$312.10	$373.01	$433.96
1.5 YD	$74.54	$141.58	$208.63	$275.68	$342.71	$409.75	$458.19
2 YD	$89.25	$171.04	$252.83	$334.63	$416.38	$498.16	$579.95

Current Rates: Effective January 1, 2019

Solid Waste Compactor Collection Rates

Bin Size	Frequency of Weekly Pickup						
	1	2	3	4	5	6	7
2 YD	$166.34	$318.76	$471.20	$623.64	$776.00	$928.42	$1,080.88
3 YD	$182.64	$351.40	$520.12	$688.86	$857.58	$1,026.10	$1,195.08
4 YD	$197.00	$380.22	$563.46	$746.64	$929.86	$1,113.06	$1,296.26

Roll Off Rates

10 Cubic Yards (16' x 8' x 3')

20 Cubic Yards (16' x 6' x 5')

30 Cubic Yards (18' x 8' x 6')

MOVE CONTAINER FEE after intial placement. Customers must give specific placement instructions, or have a spotter on site.	$66.38
SCHEDULED PICK-UPS per empty plus actual landfill charges. No container rental fee and MUST KEEP Roll Off bin for at least 90 days to qualify for scheduled pick-ups.	$187.22
UNSCHEDULED PICK-UPS per empty plus actual landfill charges plus oer day container charge as shown below.	$222.86
Daily Container Rental Charge for Unscheduled Service	$5.11
UNSCHEDULED PICK-UPS additional fee for nights, weekends, or holidays	$118.80

Temporary Construction Recycle Rates (Service < 90 Days, includes Delivery & Removal)

1 YD	$194.71
1.5 YD	$199.63
2 YD	$211.40
3 YD	$218.40
4 YD	$225.41
6 YD	$239.41
8 YD	$253.42

Special Service Rates

Subscription Item	Rate	Frequency of Charge
Can/Bin Cleaning	$25.00	/Request
Can/Bin Re-Deliver Fee (after removal for missed payments)	$25.00	/Occurrence
Rear Loader Bulky Waste Pickup	$25.00	/Request
Roll-Off Overweight Charge	$200.00	/Occurrence
Commercial Recycling Contamination Fee	$40.40	/Occurrence + $1/CY
Return Fee	$40.00	/Occurrence

Scenario 3, w/ LAP (16%) Effective January 1, 2020
Residential Collection Rates

Subscription Item	2019 Rate	2020 Rate
90 Gal Pack-out (Single Family Units)	$96.16	$96.16
64 Gal (Gray) Curbside (Single Family Unit & Multi Unit extra cans).	$25.92	$25.92
90 Gal Green Waste (Green) Container	$5.57	$5.57
64 Gal Recycling (Blue) Container	$5.59	$5.59
90 Gal Disabled Pack-out (Single Family Unit)	$25.92	$25.92
90 Gal Pack-out (Mobile home)	$92.54	$92.54
90 Gal Curbside (Mobile home)	$19.77	$19.77
Extra 64 Gal Refuse (Gray) Container single Residential only NOT MULTI UNITS	$16.41 per month $196.98 per year	$16.41 per month $196.98 per year
Residential Go-Back Fee All Cans	$25.00	
Residential Special Pick Up Fee Any single can or All Cans (includes extra service or refilling of cans) Courtesy call back not allowed.	$25.00	
Contamination Fee (Garbage in Green or Blue can)	$25.00	

Commercial and Industrial Collection Rates

Solid Waste Collection Rates

Bin Size	Frequency of Weekly Pickup						
	1	2	3	4	5	6	7
300 Gallon	$62.09	$108.95	$155.81	$202.66	$249.51	$296.37	$343.23
1 YD	$73.74	$130.51	$187.29	$244.06	$300.84	$357.60	$414.38
1.5 YD	$79.45	$141.93	$204.41	$266.88	$329.35	$391.83	$454.31
2 YD	$93.17	$169.38	$245.60	$321.82	$398.00	$474.21	$550.44
3 YD	$101.32	$185.70	$270.06	$354.43	$438.79	$523.05	$607.54
4 YD	$108.50	$200.11	$291.73	$383.32	$474.93	$566.53	$658.13
6 YD	$125.80	$234.64	$343.46	$452.31	$561.11	$669.96	$778.79
8 YD	$142.10	$267.25	$392.40	$517.54	$642.70	$767.83	$892.98

Recycling Collection Rates

Bin Size	Frequency of Weekly Pickup						
	1	2	3	4	5	6	7
300 Gallon	$54.05	$93.70	$128.93	$168.58	$208.22	$247.86	$287.51
1 YD	$64.71	$113.46	$162.20	$210.94	$259.68	$308.41	$357.17
1.5 YD	$69.63	$123.26	$176.90	$230.54	$284.17	$337.80	$376.55
2 YD	$81.40	$146.83	$212.26	$277.70	$343.10	$408.53	$473.96
3 YD	$88.40	$160.84	$233.26	$305.70	$378.11	$450.54	$522.99
4 YD	$95.41	$174.84	$254.27	$333.70	$413.13	$492.56	$571.99
6 YD	$109.41	$202.86	$296.27	$389.73	$483.13	$576.58	$670.00
8 YD	$123.42	$230.85	$335.04	$445.73	$553.17	$660.60	$768.05

Organics Collection Rates

Bin Size	Frequency of Weekly Pickup						
	1	2	3	4	5	6	7
64 Gallon	$42.40	$74.80	$107.20	$139.60	$172.00	$204.40	$236.80
300 Gallon	$65.06	$114.63	$158.66	$208.23	$257.78	$307.33	$356.89
1 YD	$78.39	$139.33	$200.25	$261.18	$322.10	$383.01	$443.96
1.5 YD	$84.54	$151.58	$218.63	$285.68	$352.71	$419.75	$468.19
2 YD	$99.25	$181.04	$262.83	$344.63	$426.38	$508.16	$589.95

Scenario 3, w/ LAP (16%) Effective January 1, 2020

Solid Waste Compactor Collection Rates

Bin Size	Frequency of Weekly Pickup						
	1	2	3	4	5	6	7
2 YD	$186.34	$338.76	$491.20	$643.64	$796.00	$948.42	$1,100.88
3 YD	$202.64	$371.40	$540.12	$708.86	$877.58	$1,046.10	$1,215.08
4 YD	$217.00	$400.22	$583.46	$766.64	$949.86	$1,133.06	$1,316.26

Roll Off Rates

10 Cubic Yards (16' x 8' x 3')

20 Cubic Yards (16' x 6' x 5')

30 Cubic Yards (18' x 8' x 6')

MOVE CONTAINER FEE after intial placement. Customers must give specific placement instructions, or have a spotter on site.	$66.38
SCHEDULED PICK-UPS per empty plus actual landfill charges. No container rental fee and MUST KEEP Roll Off bin for at least 90 days to qualify for scheduled pick-ups.	$187.22
UNSCHEDULED PICK-UPS per empty plus actual landfill charges plus oer day container charge as shown below.	$222.86
Daily Container Rental Charge for Unscheduled Service	$5.11
UNSCHEDULED PICK-UPS additional fee for nights, weekends, or holidays	$118.80

Temporary Construction Recycle Rates (Service < 90 Days, includes Delivery & Removal)

1 YD	$194.71
1.5 YD	$199.63
2 YD	$211.40
3 YD	$218.40
4 YD	$225.41
6 YD	$239.41
8 YD	$253.42

Special Service Rates

Subscription Item	Rate	Frequency of Charge
Can/Bin Cleaning	$25.00	/Request
Can/Bin Re-Deliver Fee (after removal for missed payments)	$25.00	/Occurrence
Rear Loader Bulky Waste Pickup	$25.00	/Request
Roll-Off Overweight Charge	$200.00	/Occurrence
Commercial Recycling Contamination Fee	$40.40	/Occurrence + $1/CY
Return Fee	$40.00	/Occurrence

Scenario 3, w/ LAP (16%) Effective January 1, 2021
Residential Collection Rates

Subscription Item	2020 Rate	2021 Rate
90 Gal Pack-out (Single Family Units)	$96.16	$115.39
64 Gal (Gray) Curbside (Single Family Unit & Multi Unit extra cans).	$25.92	$31.10
90 Gal Green Waste (Green) Container	$5.57	$6.68
64 Gal Recycling (Blue) Container	$5.59	$6.71
90 Gal Disabled Pack-out (Single Family Unit)	$25.92	$31.10
90 Gal Pack-out (Mobile home)	$92.54	$111.05
90 Gal Curbside (Mobile home)	$19.77	$23.72
Extra 64 Gal Refuse (Gray) Container single Residential only NOT MULTI UNITS	$16.41 per month	$19.69 per month
	$196.98 per year	$236.38 per year
Residential Go-Back Fee All Cans	$25.00	
Residential Special Pick Up Fee Any single can or All Cans (includes extra service or refilling of cans) Courtesy call back not allowed.	$25.00	
Contamination Fee (Garbage in Green or Blue can)	$25.00	

Commercial and Industrial Collection Rates

Solid Waste Collection Rates

Bin Size	Frequency of Weekly Pickup						
	1	2	3	4	5	6	7
300 Gallon	$85.06	$149.26	$213.46	$277.64	$341.83	$406.03	$470.23
1 YD	$101.02	$178.80	$256.59	$334.36	$412.15	$489.91	$567.70
1.5 YD	$108.85	$194.44	$280.04	$365.63	$451.21	$536.81	$622.40
2 YD	$127.64	$232.05	$336.47	$440.89	$545.26	$649.67	$754.10
3 YD	$138.81	$254.41	$369.98	$485.57	$601.14	$716.58	$832.33
4 YD	$148.65	$274.15	$399.67	$525.15	$650.65	$776.15	$901.64
6 YD	$172.35	$321.46	$470.54	$619.66	$768.72	$917.85	$1,066.94
8 YD	$194.68	$366.13	$537.59	$709.03	$880.50	$1,051.93	$1,223.38

Recycling Collection Rates

Bin Size	Frequency of Weekly Pickup						
	1	2	3	4	5	6	7
300 Gallon	$74.05	$128.37	$176.63	$230.95	$285.26	$339.57	$393.89
1 YD	$88.65	$155.44	$222.21	$288.99	$355.76	$422.52	$489.32
1.5 YD	$95.39	$168.87	$242.35	$315.84	$389.31	$462.79	$515.87
2 YD	$111.52	$201.16	$290.80	$380.45	$470.05	$559.69	$649.33
3 YD	$121.11	$220.35	$319.57	$418.81	$518.01	$617.24	$716.50
4 YD	$130.71	$239.53	$348.35	$457.17	$565.99	$674.81	$783.63
6 YD	$149.89	$277.92	$405.89	$533.93	$661.89	$789.91	$917.90
8 YD	$169.09	$316.26	$459.00	$610.65	$757.84	$905.02	$1,052.23

Organics Collection Rates

Bin Size	Frequency of Weekly Pickup						
	1	2	3	4	5	6	7
64 Gallon	$58.09	$102.48	$146.86	$191.25	$235.64	$280.03	$324.42
300 Gallon	$89.14	$157.04	$217.37	$285.27	$353.15	$421.04	$488.94
1 YD	$107.39	$190.88	$274.34	$357.81	$441.28	$524.73	$608.23
1.5 YD	$115.82	$207.66	$299.52	$391.37	$483.22	$575.06	$641.42
2 YD	$135.97	$248.02	$360.07	$472.14	$584.13	$696.18	$808.23

Scenario 3, w/ LAP (16%) Effective January 1, 2021

Solid Waste Compactor Collection Rates

Bin Size	Frequency of Weekly Pickup						
	1	2	3	4	5	6	7
2 YD	$255.29	$464.10	$672.94	$881.79	$1,090.52	$1,299.34	$1,508.21
3 YD	$277.62	$508.82	$739.96	$971.14	$1,202.28	$1,433.16	$1,664.66
4 YD	$297.29	$548.30	$799.34	$1,050.30	$1,301.31	$1,552.29	$1,803.28

Roll Off Rates

10 Cubic Yards (16' x 8' x 3')

20 Cubic Yards (16' x 6' x 5')

30 Cubic Yards (18' x 8' x 6')

MOVE CONTAINER FEE after intial placement. Customers must give specific placement instructions, or have a spotter on site.	$90.94
SCHEDULED PICK-UPS per empty plus actual landfill charges. No container rental fee and MUST KEEP Roll Off bin for at least 90 days to qualify for scheduled pick-ups.	$256.49
UNSCHEDULED PICK-UPS per empty plus actual landfill charges plus oer day container charge as shown below.	$305.32
Daily Container Rental Charge for Unscheduled Service	$7.00
UNSCHEDULED PICK-UPS additional fee for nights, weekends, or holidays	$162.76

Temporary Construction Recycle Rates (Service < 90 Days, includes Delivery & Removal)

1 YD	$266.75
1.5 YD	$273.49
2 YD	$289.62
3 YD	$299.21
4 YD	$308.81
6 YD	$327.99
8 YD	$347.19

Special Service Rates

Subscription Item	Rate	Frequency of Charge
Can/Bin Cleaning	$25.00	/Request
Can/Bin Re-Deliver Fee (after removal for missed payments)	$25.00	/Occurrence
Rear Loader Bulky Waste Pickup	$25.00	/Request
Roll-Off Overweight Charge	$274.00	/Occurrence
Commercial Recycling Contamination Fee	$55.35	/Occurrence + $1/CY
Return Fee	$54.80	/Occurrence

Scenario 3, w/ LAP (16%) Effective January 1, 2022
Residential Collection Rates

Subscription Item	2021 Rate	2022 Rate
90 Gal Pack-out (Single Family Units)	$115.39	$121.16
64 Gal (Gray) Curbside (Single Family Unit & Multi Unit extra cans).	$31.10	$32.66
90 Gal Green Waste (Green) Container	$6.68	$7.02
64 Gal Recycling (Blue) Container	$6.71	$7.04
90 Gal Disabled Pack-out (Single Family Unit)	$31.10	$32.66
90 Gal Pack-out (Mobile home)	$111.05	$116.60
90 Gal Curbside (Mobile home)	$23.72	$24.91
Extra 64 Gal Refuse (Gray) Container single Residential only NOT MULTI UNITS	$19.69 per month	$20.68 per month
	$236.38 per year	$248.19 per year
Residential Go-Back Fee All Cans	$25.00	
Residential Special Pick Up Fee Any single can or All Cans (includes extra service or refilling of cans) Courtesy call back not allowed.	$25.00	
Contamination Fee (Garbage in Green or Blue can)	$25.00	

Commercial and Industrial Collection Rates

Solid Waste Collection Rates

Bin Size	Frequency of Weekly Pickup						
	1	2	3	4	5	6	7
300 Gallon	$93.57	$164.18	$234.80	$305.41	$376.02	$446.63	$517.25
1 YD	$111.13	$196.68	$282.25	$367.80	$453.37	$538.90	$624.47
1.5 YD	$119.73	$213.89	$308.05	$402.19	$496.33	$590.49	$684.65
2 YD	$140.41	$255.26	$370.12	$484.98	$599.79	$714.63	$829.51
3 YD	$152.69	$279.85	$406.98	$534.13	$661.26	$788.24	$915.56
4 YD	$163.51	$301.57	$439.64	$577.66	$715.72	$853.76	$991.80
6 YD	$189.58	$353.60	$517.59	$681.63	$845.59	$1,009.63	$1,173.64
8 YD	$214.14	$402.75	$591.35	$779.93	$968.55	$1,157.12	$1,345.72

Recycling Collection Rates

Bin Size	Frequency of Weekly Pickup						
	1	2	3	4	5	6	7
300 Gallon	$81.45	$141.21	$194.30	$254.05	$313.79	$373.53	$433.28
1 YD	$97.52	$170.98	$244.44	$317.89	$391.34	$464.77	$538.26
1.5 YD	$104.93	$185.75	$266.59	$347.42	$428.24	$509.06	$567.46
2 YD	$122.67	$221.27	$319.88	$418.49	$517.05	$615.65	$714.26
3 YD	$133.22	$242.39	$351.52	$460.69	$569.81	$678.96	$788.15
4 YD	$143.78	$263.48	$383.18	$502.89	$622.59	$742.29	$861.99
6 YD	$164.88	$305.71	$446.48	$587.32	$728.08	$868.91	$1,009.69
8 YD	$185.99	$347.89	$504.91	$671.72	$833.63	$995.52	$1,157.45

Organics Collection Rates

Bin Size	Frequency of Weekly Pickup						
	1	2	3	4	5	6	7
64 Gallon	$63.90	$112.72	$161.55	$210.38	$259.20	$308.03	$356.86
300 Gallon	$98.05	$172.74	$239.10	$313.80	$388.47	$463.14	$537.83
1 YD	$118.13	$209.96	$301.78	$393.59	$485.40	$577.20	$669.05
1.5 YD	$127.40	$228.42	$329.47	$430.51	$531.54	$632.56	$705.56
2 YD	$149.57	$272.82	$396.08	$519.35	$642.55	$765.80	$889.05

Scenario 3, w/ LAP (16%) Effective January 1, 2022

Solid Waste Compactor Collection Rates

Bin Size	Frequency of Weekly Pickup						
	1	2	3	4	5	6	7
2 YD	$280.81	$510.51	$740.24	$969.97	$1,199.57	$1,429.27	$1,659.03
3 YD	$305.38	$559.70	$813.96	$1,068.25	$1,322.51	$1,576.47	$1,831.13
4 YD	$327.02	$603.13	$879.27	$1,155.33	$1,431.44	$1,707.52	$1,983.60

Roll Off Rates

10 Cubic Yards (16' x 8' x 3')

20 Cubic Yards (16' x 6' x 5')

30 Cubic Yards (18' x 8' x 6')

MOVE CONTAINER FEE after intial placement. Customers must give specific placement instructions, or have a spotter on site.	$100.03
SCHEDULED PICK-UPS per empty plus actual landfill charges. No container rental fee and MUST KEEP Roll Off bin for at least 90 days to qualify for scheduled pick-ups.	$282.14
UNSCHEDULED PICK-UPS per empty plus actual landfill charges plus oer day container charge as shown below.	$335.85
Daily Container Rental Charge for Unscheduled Service	$7.70
UNSCHEDULED PICK-UPS additional fee for nights, weekends, or holidays	$179.03

Temporary Construction Recycle Rates (Service < 90 Days, includes Delivery & Removal)

1 YD	$293.43
1.5 YD	$300.84
2 YD	$318.58
3 YD	$329.13
4 YD	$339.69
6 YD	$360.79
8 YD	$381.90

Special Service Rates

Subscription Item	Rate	Frequency of Charge
Can/Bin Cleaning	$25.00	/Request
Can/Bin Re-Deliver Fee (after removal for missed payments)	$25.00	/Occurrence
Rear Loader Bulky Waste Pickup	$25.00	/Request
Roll-Off Overweight Charge	$301.40	/Occurrence
Commercial Recycling Contamination Fee	$60.88	/Occurrence + $1/CY
Return Fee	$60.28	/Occurrence

Scenario 3, w/ LAP (16%) Effective January 1, 2023
Residential Collection Rates

Subscription Item	2022 Rate	2023 Rate
90 Gal Pack-out (Single Family Units)	$121.16	$127.22
64 Gal (Gray) Curbside (Single Family Unit & Multi Unit extra cans).	$32.66	$34.29
90 Gal Green Waste (Green) Container	$7.02	$7.37
64 Gal Recycling (Blue) Container	$7.04	$7.40
90 Gal Disabled Pack-out (Single Family Unit)	$32.66	$34.29
90 Gal Pack-out (Mobile home)	$116.60	$122.43
90 Gal Curbside (Mobile home)	$24.91	$26.16
Extra 64 Gal Refuse (Gray) Container single Residential only NOT MULTI UNITS	$20.68 per month	$21.71 per month
	$248.19 per year	$260.60 per year
Residential Go-Back Fee All Cans	$25.00	
Residential Special Pick Up Fee Any single can or All Cans (includes extra service or refilling of cans) Courtesy call back not allowed.	$25.00	
Contamination Fee (Garbage in Green or Blue can)	$25.00	

Commercial and Industrial Collection Rates

Solid Waste Collection Rates

Bin Size	Frequency of Weekly Pickup						
	1	2	3	4	5	6	7
300 Gallon	$102.92	$180.60	$258.28	$335.95	$413.62	$491.30	$568.98
1 YD	$122.24	$216.35	$310.47	$404.58	$498.70	$592.79	$686.92
1.5 YD	$131.70	$235.28	$338.85	$442.41	$545.96	$649.54	$753.11
2 YD	$154.45	$280.78	$407.13	$533.48	$659.76	$786.10	$912.46
3 YD	$167.96	$307.83	$447.68	$587.54	$727.38	$867.06	$1,007.12
4 YD	$179.86	$331.72	$483.60	$635.43	$787.29	$939.14	$1,090.98
6 YD	$208.54	$388.96	$569.35	$749.79	$930.15	$1,110.59	$1,291.00
8 YD	$235.56	$443.02	$650.48	$857.93	$1,065.40	$1,272.83	$1,480.29

Recycling Collection Rates

Bin Size	Frequency of Weekly Pickup						
	1	2	3	4	5	6	7
300 Gallon	$89.60	$155.33	$213.73	$279.46	$345.17	$410.88	$476.61
1 YD	$107.27	$188.08	$268.88	$349.68	$430.47	$511.25	$592.08
1.5 YD	$115.43	$204.33	$293.25	$382.17	$471.07	$559.97	$624.21
2 YD	$134.94	$243.40	$351.86	$460.34	$568.76	$677.22	$785.68
3 YD	$146.54	$266.62	$386.68	$506.76	$626.79	$746.86	$866.96
4 YD	$158.16	$289.83	$421.50	$553.17	$684.85	$816.52	$948.19
6 YD	$181.37	$336.28	$491.13	$646.06	$800.88	$955.80	$1,110.66
8 YD	$204.59	$382.68	$555.40	$738.89	$916.99	$1,095.08	$1,273.20

Organics Collection Rates

Bin Size	Frequency of Weekly Pickup						
	1	2	3	4	5	6	7
64 Gallon	$70.29	$124.00	$177.71	$231.41	$285.12	$338.83	$392.54
300 Gallon	$107.85	$190.01	$263.01	$345.17	$427.31	$509.45	$591.61
1 YD	$129.94	$230.96	$331.95	$432.95	$533.95	$634.92	$735.96
1.5 YD	$140.14	$251.27	$362.41	$473.56	$584.69	$695.82	$776.11
2 YD	$164.53	$300.11	$435.69	$571.28	$706.80	$842.38	$977.96

Scenario 3, w/ LAP (16%) Effective January 1, 2023

Solid Waste Compactor Collection Rates

Bin Size	Frequency of Weekly Pickup						
	1	2	3	4	5	6	7
2 YD	$308.90	$561.56	$814.26	$1,066.96	$1,319.53	$1,572.20	$1,824.93
3 YD	$335.92	$615.67	$895.36	$1,175.08	$1,454.76	$1,734.12	$2,014.24
4 YD	$359.72	$663.44	$967.20	$1,270.86	$1,574.58	$1,878.27	$2,181.96

Roll Off Rates

10 Cubic Yards (16' x 8' x 3')

20 Cubic Yards (16' x 6' x 5')

30 Cubic Yards (18' x 8' x 6')

MOVE CONTAINER FEE after intial placement. Customers must give specific placement instructions, or have a spotter on site.	$110.04
SCHEDULED PICK-UPS per empty plus actual landfill charges. No container rental fee and MUST KEEP Roll Off bin for at least 90 days to qualify for scheduled pick-ups.	$310.35
UNSCHEDULED PICK-UPS per empty plus actual landfill charges plus oer day container charge as shown below.	$369.44
Daily Container Rental Charge for Unscheduled Service	$8.47
UNSCHEDULED PICK-UPS additional fee for nights, weekends, or holidays	$196.93

Temporary Construction Recycle Rates (Service < 90 Days, includes Delivery & Removal)

1 YD	$322.77
1.5 YD	$330.93
2 YD	$350.44
3 YD	$362.04
4 YD	$373.66
6 YD	$396.87
8 YD	$420.09

Special Service Rates

Subscription Item	Rate	Frequency of Charge
Can/Bin Cleaning	$25.00	/Request
Can/Bin Re-Deliver Fee (after removal for missed payments)	$25.00	/Occurrence
Rear Loader Bulky Waste Pickup	$25.00	/Request
Roll-Off Overweight Charge	$331.54	/Occurrence
Commercial Recycling Contamination Fee	$66.97	/Occurrence + $1/CY
Return Fee	$66.31	/Occurrence

Scenario 3, w/ LAP (16%) Effective January 1, 2024
Residential Collection Rates

Subscription Item	2023 Rate	2024 Rate
90 Gal Pack-out (Single Family Units)	$127.22	$133.58
64 Gal (Gray) Curbside (Single Family Unit & Multi Unit extra cans).	$34.29	$36.01
90 Gal Green Waste (Green) Container	$7.37	$7.74
64 Gal Recycling (Blue) Container	$7.40	$7.77
90 Gal Disabled Pack-out (Single Family Unit)	$34.29	$36.01
90 Gal Pack-out (Mobile home)	$122.43	$128.55
90 Gal Curbside (Mobile home)	$26.16	$27.46
Extra 64 Gal Refuse (Gray) Container single Residential only NOT MULTI UNITS	$21.71 per month	$22.80 per month
	$260.60 per year	$273.63 per year
Residential Go-Back Fee All Cans	$25.00	
Residential Special Pick Up Fee Any single can or All Cans (includes extra service or refilling of cans) Courtesy call back not allowed.	$25.00	
Contamination Fee (Garbage in Green or Blue can)	$25.00	

Commercial and Industrial Collection Rates

Solid Waste Collection Rates

Bin Size	Frequency of Weekly Pickup						
	1	2	3	4	5	6	7
300 Gallon	$113.21	$198.66	$284.11	$369.54	$454.98	$540.43	$625.87
1 YD	$134.46	$237.98	$341.52	$445.04	$548.57	$652.07	$755.61
1.5 YD	$144.87	$258.81	$372.74	$486.65	$600.56	$714.49	$828.42
2 YD	$169.89	$308.86	$447.84	$586.83	$725.74	$864.71	$1,003.71
3 YD	$184.75	$338.62	$492.45	$646.29	$800.12	$953.77	$1,107.83
4 YD	$197.85	$364.89	$531.96	$698.97	$866.02	$1,033.05	$1,200.08
6 YD	$229.39	$427.86	$626.29	$824.77	$1,023.17	$1,221.65	$1,420.10
8 YD	$259.12	$487.32	$715.53	$943.72	$1,171.94	$1,400.11	$1,628.32

Recycling Collection Rates

Bin Size	Frequency of Weekly Pickup						
	1	2	3	4	5	6	7
300 Gallon	$98.56	$170.86	$235.10	$307.40	$379.68	$451.97	$524.27
1 YD	$118.00	$206.89	$295.77	$384.64	$473.52	$562.38	$651.29
1.5 YD	$126.97	$224.76	$322.57	$420.38	$518.18	$615.97	$686.63
2 YD	$148.43	$267.74	$387.05	$506.38	$625.63	$744.94	$864.25
3 YD	$161.19	$293.29	$425.34	$557.43	$689.47	$821.55	$953.66
4 YD	$173.98	$318.82	$463.65	$608.49	$753.33	$898.17	$1,043.01
6 YD	$199.51	$369.91	$540.24	$710.66	$880.97	$1,051.38	$1,221.72
8 YD	$225.05	$420.95	$610.94	$812.78	$1,008.69	$1,204.58	$1,400.52

Organics Collection Rates

Bin Size	Frequency of Weekly Pickup						
	1	2	3	4	5	6	7
64 Gallon	$77.32	$136.40	$195.48	$254.56	$313.64	$372.72	$431.80
300 Gallon	$118.64	$209.02	$289.32	$379.69	$470.04	$560.40	$650.77
1 YD	$142.94	$254.05	$365.15	$476.24	$587.34	$698.41	$809.55
1.5 YD	$154.15	$276.39	$398.66	$520.92	$643.16	$765.40	$853.73
2 YD	$180.98	$330.12	$479.25	$628.41	$777.48	$926.62	$1,075.76

Scenario 3, w/ LAP (16%) Effective January 1, 2024

Solid Waste Compactor Collection Rates

Bin Size	Frequency of Weekly Pickup						
	1	2	3	4	5	6	7
2 YD	$339.79	$617.72	$895.69	$1,173.66	$1,451.48	$1,729.42	$2,007.42
3 YD	$369.51	$677.24	$984.89	$1,292.58	$1,600.24	$1,907.53	$2,215.66
4 YD	$395.69	$729.79	$1,063.92	$1,397.95	$1,732.04	$2,066.10	$2,400.16

Roll Off Rates

10 Cubic Yards (16' x 8' x 3')

20 Cubic Yards (16' x 6' x 5')

30 Cubic Yards (18' x 8' x 6')

MOVE CONTAINER FEE after intial placement. Customers must give specific placement instructions, or have a spotter on site.	$121.04
SCHEDULED PICK-UPS per empty plus actual landfill charges. No container rental fee and MUST KEEP Roll Off bin for at least 90 days to qualify for scheduled pick-ups.	$341.39
UNSCHEDULED PICK-UPS per empty plus actual landfill charges plus oer day container charge as shown below.	$406.38
Daily Container Rental Charge for Unscheduled Service	$9.32
UNSCHEDULED PICK-UPS additional fee for nights, weekends, or holidays	$216.63

Temporary Construction Recycle Rates (Service < 90 Days, includes Delivery & Removal)

1 YD	$355.05
1.5 YD	$364.02
2 YD	$385.48
3 YD	$398.25
4 YD	$411.03
6 YD	$436.56
8 YD	$462.10

Special Service Rates

Subscription Item	Rate	Frequency of Charge
Can/Bin Cleaning	$25.00	/Request
Can/Bin Re-Deliver Fee (after removal for missed payments)	$25.00	/Occurrence
Rear Loader Bulky Waste Pickup	$25.00	/Request
Roll-Off Overweight Charge	$364.69	/Occurrence
Commercial Recycling Contamination Fee	$73.67	/Occurrence + $1/CY
Return Fee	$72.94	/Occurrence

City of Merced
Scenario 3, no LAP (4%)
10-Year Financial Plan Summary

Income and Expense Detail				Actual					Budgeted	Forecast									
				2013 - 2014	2014 - 2015	2015 - 2016	2016 - 2017	2017 - 2018	2018 - 2019	2019 - 2020	2020 - 2021	2021 - 2022	2022 - 2023	2023 - 2024	2024 - 2025	2025 - 2026	2026 - 2027	2027 - 2028	2028 - 2029
Beginning Fund 558 Balance				6,276,764	6,020,954	$ 6,306,524	$ 6,438,741	$ 7,160,069	$ 7,334,000	$ 5,127,000	$ 2,606,000	$ 799,000	$ 755,000	$ 924,000	$ 1,069,000	$ 2,985,000	$ 4,201,000	$ 4,698,000	$ 4,451,000
Beginning Fund 562 Balance				214,085	243,884	285,313	343,130	128,914	208,000	289,000	371,000	456,000	534,000	612,000	682,000	613,000	539,000	460,000	376,000
Beginning Fund 674 Balance				294,416	1,132,186	1,989,635	2,785,071	3,685,609	4,596,000	4,738,000	4,300,000	3,855,000	3,667,000	5,183,000	6,183,000	6,662,000	7,876,000	9,277,000	10,243,000
Fund 558 Ending Fund Balance as % of Operating Expenses				*49%*	*53%*	*51%*	*57%*	*54%*	*32%*	*15%*	*4%*	*4%*	*4%*	*5%*	*14%*	*19%*	*20%*	*19%*	*14%*
Recommended Annual Residential Service Charge Adjustment (Effective July 1 of each FY)										**0.00%**	**9.00%**	**14.00%**	**8.00%**	**5.00%**	**0.00%**	**0.00%**	**0.00%**	**0.00%**	**0.00%**
Recommended Annual Commercial Service Charge Adjustment (Effective July 1 of each FY)										**0.00%**	**15.00%**	**22.00%**	**16.00%**	**5.00%**	**0.00%**	**0.00%**	**0.00%**	**0.00%**	**0.00%**
Income	Fund 558		Service Charges	11,685,601	11,914,252	12,326,087	12,856,164	13,409,066	13,743,714	14,130,000	16,116,000	19,294,000	21,932,000	23,457,000	23,457,000	23,457,000	23,457,000	23,457,000	23,457,000
			Other Revenues	440,834	375,889	388,384	426,263	344,541	250,587	253,000	253,000	253,000	253,000	253,000	253,000	253,000	253,000	253,000	253,000
			Total Income Fund 558	**12,126,435**	**12,290,141**	**12,714,471**	**13,282,427**	**13,753,607**	**13,994,301**	**14,383,000**	**16,369,000**	**19,547,000**	**22,185,000**	**23,710,000**	**23,710,000**	**23,710,000**	**23,710,000**	**23,710,000**	**23,710,000**
	Fund 562		Building Permit Surcharge	11,605	32,481	49,416	78,870	161,986	191,905	263,188	277,040	249,336	249,336	221,632	87,000	87,000	87,000	87,000	87,000
			Other	18,194	8,948	8,401	11,438	10,783	7,540	11,000	11,000	11,000	11,000	11,000	11,000	11,000	11,000	11,000	11,000
			Total Income Fund 562	**29,799**	**41,429**	**57,817**	**90,308**	**172,769**	**199,445**	**274,188**	**288,040**	**260,336**	**260,336**	**232,632**	**98,000**	**98,000**	**98,000**	**98,000**	**98,000**
	Fund 674		Vehicle Replacement Fund	837,770	857,449	795,436	900,538	910,301	1,062,744	1,143,204	1,337,981	1,538,029	1,863,114	2,110,498	2,150,498	2,193,498	2,237,498	2,282,498	2,328,498
			Total Income Fund 674	**837,770**	**857,449**	**795,436**	**900,538**	**910,301**	**1,062,744**	**1,143,204**	**1,337,981**	**1,538,029**	**1,863,114**	**2,110,498**	**2,150,498**	**2,193,498**	**2,237,498**	**2,282,498**	**2,328,498**
Expenses	Fund 558	Refuse	Subtotal Refuse Personnel Services	2,472,065	2,490,078	2,583,144	2,635,558	2,924,376	3,196,892	3,421,000	3,624,000	3,829,000	4,044,000	4,261,000	4,409,000	4,563,000	4,723,000	4,890,000	5,062,000
			532 25-0 Tipping Fees	2,118,712	2,187,013	2,438,687	2,523,412	2,508,593	2,759,452	2,939,000	3,132,000	3,328,000	3,535,000	3,745,000	3,895,000	4,051,000	4,213,000	4,382,000	4,557,000
			532 23-0 Vehicle Operations/Maint	1,110,191	1,101,413	1,138,477	1,019,086	1,097,721	1,231,957	1,300,000	1,372,000	1,444,000	1,519,000	1,594,000	1,642,000	1,691,000	1,742,000	1,794,000	1,848,000
			532 32-0 Vehicle Replacement Fee	531,217	538,293	477,965	511,941	515,420	600,682	634,000	669,000	704,000	741,000	777,000	800,000	824,000	849,000	874,000	900,000
			All Other Refuse Supplies and Services	644,209	713,179	686,543	658,762	680,229	769,154	812,000	857,000	902,000	948,000	994,000	1,022,000	1,052,000	1,082,000	1,113,000	1,144,000
			Subtotal Refuse Administrative	339,791	382,820	384,619	410,473	478,557	542,906	559,000	576,000	594,000	614,000	634,000	654,000	674,000	694,000	716,000	738,000
			Subtotal Refuse Capital Improvement Projects	153,268	39,963	388,799	-	-	1,264,913	-	-	-	-	-	-	-	-	-	-
			Subtotal Refuse Machinery/Equip	49,060	-	17,069	-	409,491	136,160	144,000	152,000	160,000	168,000	176,000	181,000	186,000	192,000	198,000	204,000
			Subtotal Refuse Interdepartmental	661,995	697,119	703,493	689,722	705,492	733,942	756,000	778,000	802,000	826,000	851,000	876,000	903,000	930,000	957,000	985,000
			Total Operating Expenses Refuse	**8,080,508**	**8,149,878**	**8,818,796**	**8,448,954**	**9,319,879**	**11,236,058**	**10,565,000**	**11,160,000**	**11,763,000**	**12,395,000**	**13,032,000**	**13,479,000**	**13,944,000**	**14,425,000**	**14,924,000**	**15,438,000**
		Fund 558 - Recycling	Subtotal Recycling Personnel Services	387,347	395,976	396,057	413,192	445,118	451,286	478,000	505,000	532,000	561,000	590,000	611,000	633,000	655,000	677,000	700,000
			532 25-0 Tipping Fees	60,000	58,793	54,335	45,681	34,422	37,864	40,000	441,000	469,000	498,000	528,000	549,000	571,000	594,000	618,000	643,000
			532 23-0 Vehicle Operations/Maint	191,109	157,062	121,671	157,790	195,853	179,965	190,000	201,000	212,000	223,000	234,000	241,000	248,000	255,000	263,000	271,000
			532 32-0 Vehicle Replacement Fee	51,009	82,564	113,700	123,284	123,284	132,793	140,000	148,000	156,000	164,000	172,000	177,000	182,000	187,000	193,000	199,000
			All Other Recycling Supplies and Services	65,892	81,954	92,616	98,813	94,167	141,057	147,000	156,000	165,000	174,000	183,000	188,000	193,000	198,000	203,000	208,000
			Subtotal Recycling Administrative	52,220	59,985	52,340	54,594	60,819	65,920	68,000	70,000	72,000	74,000	76,000	78,000	80,000	82,000	84,000	86,000
			Subtotal Recycling Machinery/Equip	15,462	10,214	6,941	13,642	27,684	24,290	26,000	27,000	28,000	29,000	30,000	31,000	32,000	33,000	34,000	35,000
			Subtotal Recycling Interdepartmental	65,243	65,798	29,611	30,001	30,729	30,786	32,000	33,000	34,000	35,000	36,000	37,000	38,000	39,000	40,000	41,000
			Total Operating Expenses Recycling	**888,282**	**912,346**	**867,271**	**936,997**	**1,012,075**	**1,063,961**	**1,121,000**	**1,581,000**	**1,668,000**	**1,758,000**	**1,849,000**	**1,912,000**	**1,977,000**	**2,043,000**	**2,112,000**	**2,183,000**
		Fund 558 - Green Waste	Subtotal Green Waste Personnel Services	280,951	305,937	270,207	310,295	313,783	348,399	370,000	392,000	414,000	438,000	462,000	478,000	496,000	514,000	532,000	551,000
			532 25-0 Tipping Fees	70,061	61,638	63,243	70,766	69,010	75,911	83,000	91,000	99,000	108,000	118,000	126,000	135,000	144,000	154,000	165,000
			532 23-0 Vehicle Operations/Maint	196,166	156,597	169,822	141,215	164,077	141,518	149,000	157,000	165,000	174,000	183,000	188,000	194,000	200,000	206,000	212,000
			532 32-0 Vehicle Replacement Fee	74,801	70,527	50,432	79,441	79,441	114,567	121,000	128,000	135,000	142,000	149,000	153,000	158,000	163,000	168,000	173,000
			All Other Green Waste Supplies and Services	39,349	47,879	40,448	40,307	48,749	135,055	143,000	150,000	157,000	165,000	173,000	178,000	183,000	188,000	193,000	198,000
			Subtotal Green Waste Administrative	44,107	49,839	44,386	45,408	50,132	55,397	57,000	59,000	61,000	63,000	65,000	67,000	69,000	71,000	73,000	75,000
			Subtotal Green Waste Machinery/Equip	-	-	-	-	-	14,250	-	-	-	-	-	-	-	-	-	-
			Subtotal Green Waste Interdepartmental	30,140	30,284	12,762	13,304	13,307	26,364	27,000	28,000	29,000	30,000	31,000	32,000	33,000	34,000	35,000	36,000
			Total Operating Expenses Green Waste	**735,575**	**722,701**	**651,300**	**700,736**	**738,499**	**911,461**	**950,000**	**1,005,000**	**1,060,000**	**1,120,000**	**1,181,000**	**1,222,000**	**1,268,000**	**1,314,000**	**1,361,000**	**1,410,000**
		Storm Drain	**Total Operating Expenses Storm Drains**	**673,424**	-	-	-	-	-	-	-	-	-	-	-	-	-	-	-
		Street Sweeping	**Total Operating Expenses Street Sweeping**	**1,364,448**	**1,304,014**	**1,279,231**	**1,366,380**	**1,442,453**	**1,394,984**	**1,466,000**	**1,543,000**	**1,620,000**	**1,701,000**	**1,782,000**	**1,839,000**	**1,899,000**	**1,960,000**	**2,021,000**	**2,086,000**
		Street Trees	**Total Operating Expenses Street Trees**	-	**756,128**	**872,679**	**839,022**	**1,027,563**	**1,169,501**	**1,232,000**	**1,299,000**	**1,365,000**	**1,434,000**	**1,502,000**	**1,549,000**	**1,599,000**	**1,650,000**	**1,703,000**	**1,757,000**
		Finance	**Total Operating Expenses Finance**	**640,008**	**159,504**	**92,977**	**269,010**	**39,000**	**425,739**	-	-	-	-	-	-	-	-	-	-
		Fund 558 - New Operating Expenses	Public Works Corporate Yard Phases I and II							-	219,270	500,000	1,000,000	1,789,056	-	-	-	-	-
			Public Works Corporate Yard Phase III (20 Year Amortization)							-	-	-	-	-	589,537	589,537	589,537	589,537	589,537
			Container Maintenance Shed							40,000	-	-	-	-	-	-	-	-	-
			Fleet Mind / ERP Finance System							576,795	179,195	179,195	2,400	2,400	2,400	2,400	2,400	2,400	2,400
			New Trucks (CARB compliance)							856,000	890,240	925,850	1,757,038	1,238,880	-	-	-	-	-
			New Vehicle Replacements							22,204	153,981	291,029	551,114	734,498	734,498	734,498	734,498	734,498	734,498
			New Employees							66,000	136,000	210,000	288,000	445,000	458,000	472,000	486,000	501,000	516,000
			Container Replacement							9,000	9,000	9,000	9,000	9,000	9,000	9,000	9,000	9,000	9,000
		New Operating Expenses	**Total New Operating Expenses**	-	-	-	-	-	-	**1,569,999**	**1,587,687**	**2,115,074**	**3,607,551**	**4,218,835**	**1,793,435**	**1,807,435**	**1,821,435**	**1,836,435**	**1,851,435**
		Total Operating Expenses Fund 558		**12,382,245**	**12,004,571**	**12,582,254**	**12,561,099**	**13,579,469**	**16,201,703**	**16,903,999**	**18,175,687**	**19,591,074**	**22,015,551**	**23,564,835**	**21,794,435**	**22,494,435**	**23,213,435**	**23,957,435**	**24,725,435**
	Fund 562	**Total Operating Expenses Fund 562**		-	-	-	**304,524**	**93,685**	**118,035**	**192,598**	**202,734**	**182,461**	**182,461**	**162,188**	**167,000**	**172,000**	**177,000**	**182,000**	**187,000**
	Fund 674	**Total Operating Expenses Fund 674**		-	-	-	-	-	**921,000**	**1,581,000**	**1,783,000**	**1,726,000**	**347,000**	**1,110,000**	**1,671,000**	**979,000**	**836,000**	**1,316,000**	**2,604,000**
Fund 558 Income less Operating Expenses				**(255,810)**	**285,570**	**132,217**	**721,328**	**174,138**	**(2,207,403)**	**(2,520,999)**	**(1,806,687)**	**(44,074)**	**169,449**	**145,165**	**1,915,565**	**1,215,565**	**496,565**	**(247,435)**	**(1,015,435)**
Fund 562 Income less Operating Expenses				**29,799**	**41,429**	**57,817**	**(214,216)**	**79,084**	**81,410**	**81,590**	**85,306**	**77,875**	**77,875**	**70,444**	**(69,000)**	**(74,000)**	**(79,000)**	**(84,000)**	**(89,000)**
Fund 674 Income less Operating Expenses				**837,770**	**857,449**	**795,436**	**900,538**	**910,301**	**141,744**	**(437,796)**	**(445,019)**	**(187,971)**	**1,516,114**	**1,000,498**	**479,498**	**1,214,498**	**1,401,498**	**966,498**	**(275,502)**
Fund 558 Ending Fund Balance as Percent of Operating Expenses				**49%**	**53%**	**51%**	**57%**	**54%**	**32%**	**15%**	**4%**	**4%**	**4%**	**5%**	**14%**	**19%**	**20%**	**19%**	**14%**

Current Rates: Effective January 1, 2019
Residential Collection rates

Subscription Item	2019 Rate
90 Gal Pack-out (Single Family Units)	$96.16
64 Gal (Gray) Curbside (Single Family Unit & Multi Unit extra cans).	$25.92
90 Gal Green Waste (Green) Container	$5.57
64 Gal Recycling (Blue) Container	$5.59
90 Gal Disabled Pack-out (Single Family Unit)	$25.92
90 Gal Pack-out (Mobile home)	$92.54
90 Gal Curbside (Mobile home)	$19.77
Extra 64 Gal Refuse (Gray) Container single Residential only NOT MULTI UNITS	$16.41 per month $196.98 per year
Residential Go-Back Fee All Cans	$25.00
Residential Special Pick Up Fee Any single can or All Cans (includes extra service or refilling of cans) Courtesy call back not allowed.	$25.00
Contamination Fee (Garbage in Green or Blue can)	$25.00

Commercial and Industrial Collection Rates

Solid Waste Collection Rates

Bin Size	Frequency of Weekly Pickup						
	1	2	3	4	5	6	7
300 Gallon	$52.09	$98.95	$145.81	$192.66	$239.51	$286.37	$333.23
1 YD	$63.74	$120.51	$177.29	$234.06	$290.84	$347.60	$404.38
1.5 YD	$69.45	$131.93	$194.41	$256.88	$319.35	$381.83	$444.31
2 YD	$83.17	$159.38	$235.60	$311.82	$388.00	$464.21	$540.44
3 YD	$91.32	$175.70	$260.06	$344.43	$428.79	$513.05	$597.54
4 YD	$98.50	$190.11	$281.73	$373.32	$464.93	$556.53	$648.13
6 YD	$115.80	$224.64	$333.46	$442.31	$551.11	$659.96	$768.79
8 YD	$132.10	$257.25	$382.40	$507.54	$632.70	$757.83	$882.98

Recycling Collection Rates

Bin Size	Frequency of Weekly Pickup						
	1	2	3	4	5	6	7
300 Gallon	$44.05	$83.70	$118.93	$158.58	$198.22	$237.86	$277.51
1 YD	$54.71	$103.46	$152.20	$200.94	$249.68	$298.41	$347.17
1.5 YD	$59.63	$113.26	$166.90	$220.54	$274.17	$327.80	$366.55
2 YD	$71.40	$136.83	$202.26	$267.70	$333.10	$398.53	$463.96
3 YD	$78.40	$150.84	$223.26	$295.70	$368.11	$440.54	$512.99
4 YD	$85.41	$164.84	$244.27	$323.70	$403.13	$482.56	$561.99
6 YD	$99.41	$192.86	$286.27	$379.73	$473.13	$566.58	$660.00
8 YD	$113.42	$220.85	$280.53	$435.73	$543.17	$650.60	$758.05

Organics Collection Rates

Bin Size	Frequency of Weekly Pickup						
	1	2	3	4	5	6	7
64 Gallon	$32.40	$64.80	$97.20	$129.60	$162.00	$194.40	$226.80
300 Gallon	$55.06	$104.63	$148.66	$198.23	$247.78	$297.33	$346.89
1 YD	$68.39	$129.33	$190.25	$251.18	$312.10	$373.01	$433.96
1.5 YD	$74.54	$141.58	$208.63	$275.68	$342.71	$409.75	$458.19
2 YD	$89.25	$171.04	$252.83	$334.63	$416.38	$498.16	$579.95

Current Rates: Effective January 1, 2019

Solid Waste Compactor Collection Rates

Bin Size	Frequency of Weekly Pickup						
	1	2	3	4	5	6	7
2 YD	$166.34	$318.76	$471.20	$623.64	$776.00	$928.42	$1,080.88
3 YD	$182.64	$351.40	$520.12	$688.86	$857.58	$1,026.10	$1,195.08
4 YD	$197.00	$380.22	$563.46	$746.64	$929.86	$1,113.06	$1,296.26

Roll Off Rates

10 Cubic Yards (16' x 8' x 3')

20 Cubic Yards (16' x 6' x 5')

30 Cubic Yards (18' x 8' x 6')

MOVE CONTAINER FEE after intial placement. Customers must give specific placement instructions, or have a spotter on site.	$66.38
SCHEDULED PICK-UPS per empty plus actual landfill charges. No container rental fee and MUST KEEP Roll Off bin for at least 90 days to qualify for scheduled pick-ups.	$187.22
UNSCHEDULED PICK-UPS per empty plus actual landfill charges plus oer day container charge as shown below.	$222.86
Daily Container Rental Charge for Unscheduled Service	$5.11
UNSCHEDULED PICK-UPS additional fee for nights, weekends, or holidays	$118.80

Temporary Construction Recycle Rates (Service < 90 Days, includes Delivery & Removal)

1 YD	$194.71
1.5 YD	$199.63
2 YD	$211.40
3 YD	$218.40
4 YD	$225.41
6 YD	$239.41
8 YD	$253.42

Special Service Rates

Subscription Item	Rate	Frequency of Charge
Can/Bin Cleaning	$25.00	/Request
Can/Bin Re-Deliver Fee (after removal for missed payments)	$25.00	/Occurrence
Rear Loader Bulky Waste Pickup	$25.00	/Request
Roll-Off Overweight Charge	$200.00	/Occurrence
Commercial Recycling Contamination Fee	$40.40	/Occurrence + $1/CY
Return Fee	$40.00	/Occurrence

Scenario 3, No LAP (4%) Effective January 1, 2020
Residential Collection Rates

Subscription Item	2019 Rate	2020 Rate
90 Gal Pack-out (Single Family Units)	$96.16	$96.16
64 Gal (Gray) Curbside (Single Family Unit & Multi Unit extra cans).	$25.92	$25.92
90 Gal Green Waste (Green) Container	$5.57	$5.57
64 Gal Recycling (Blue) Container	$5.59	$5.59
90 Gal Disabled Pack-out (Single Family Unit)	$25.92	$25.92
90 Gal Pack-out (Mobile home)	$92.54	$92.54
90 Gal Curbside (Mobile home)	$19.77	$19.77
Extra 64 Gal Refuse (Gray) Container single Residential only NOT MULTI UNITS	$16.41 per month	$16.41 per month
	$196.98 per year	$196.98 per year
Residential Go-Back Fee All Cans	$25.00	
Residential Special Pick Up Fee Any single can or All Cans (includes extra service or refilling of cans) Courtesy call back not allowed.	$25.00	
Contamination Fee (Garbage in Green or Blue can)	$25.00	

Commercial and Industrial Collection Rates

Solid Waste Collection Rates

Bin Size	Frequency of Weekly Pickup						
	1	2	3	4	5	6	7
300 Gallon	$62.09	$108.95	$155.81	$202.66	$249.51	$296.37	$343.23
1 YD	$73.74	$130.51	$187.29	$244.06	$300.84	$357.60	$414.38
1.5 YD	$79.45	$141.93	$204.41	$266.88	$329.35	$391.83	$454.31
2 YD	$93.17	$169.38	$245.60	$321.82	$398.00	$474.21	$550.44
3 YD	$101.32	$185.70	$270.06	$354.43	$438.79	$523.05	$607.54
4 YD	$108.50	$200.11	$291.73	$383.32	$474.93	$566.53	$658.13
6 YD	$125.80	$234.64	$343.46	$452.31	$561.11	$669.96	$778.79
8 YD	$142.10	$267.25	$392.40	$517.54	$642.70	$767.83	$892.98

Recycling Collection Rates

Bin Size	Frequency of Weekly Pickup						
	1	2	3	4	5	6	7
300 Gallon	$54.05	$93.70	$128.93	$168.58	$208.22	$247.86	$287.51
1 YD	$64.71	$113.46	$162.20	$210.94	$259.68	$308.41	$357.17
1.5 YD	$69.63	$123.26	$176.90	$230.54	$284.17	$337.80	$376.55
2 YD	$81.40	$146.83	$212.26	$277.70	$343.10	$408.53	$473.96
3 YD	$88.40	$160.84	$233.26	$305.70	$378.11	$450.54	$522.99
4 YD	$95.41	$174.84	$254.27	$333.70	$413.13	$492.56	$571.99
6 YD	$109.41	$202.86	$296.27	$389.73	$483.13	$576.58	$670.00
8 YD	$123.42	$230.85	$335.04	$445.73	$553.17	$660.60	$768.05

Organics Collection Rates

Bin Size	Frequency of Weekly Pickup						
	1	2	3	4	5	6	7
64 Gallon	$42.40	$74.80	$107.20	$139.60	$172.00	$204.40	$236.80
300 Gallon	$65.06	$114.63	$158.66	$208.23	$257.78	$307.33	$356.89
1 YD	$78.39	$139.33	$200.25	$261.18	$322.10	$383.01	$443.96
1.5 YD	$84.54	$151.58	$218.63	$285.68	$352.71	$419.75	$468.19
2 YD	$99.25	$181.04	$262.83	$344.63	$426.38	$508.16	$589.95

Scenario 3, No LAP (4%) Effective January 1, 2020

Solid Waste Compactor Collection Rates

Bin Size	Frequency of Weekly Pickup						
	1	2	3	4	5	6	7
2 YD	$186.34	$338.76	$491.20	$643.64	$796.00	$948.42	$1,100.88
3 YD	$202.64	$371.40	$540.12	$708.86	$877.58	$1,046.10	$1,215.08
4 YD	$217.00	$400.22	$583.46	$766.64	$949.86	$1,133.06	$1,316.26

Roll Off Rates

10 Cubic Yards (16' x 8' x 3')

20 Cubic Yards (16' x 6' x 5')

30 Cubic Yards (18' x 8' x 6')

MOVE CONTAINER FEE after intial placement. Customers must give specific placement instructions, or have a spotter on site.	$66.38
SCHEDULED PICK-UPS per empty plus actual landfill charges. No container rental fee and MUST KEEP Roll Off bin for at least 90 days to qualify for scheduled pick-ups.	$187.22
UNSCHEDULED PICK-UPS per empty plus actual landfill charges plus oer day container charge as shown below.	$222.86
Daily Container Rental Charge for Unscheduled Service	$5.11
UNSCHEDULED PICK-UPS additional fee for nights, weekends, or holidays	$118.80

Temporary Construction Recycle Rates (Service < 90 Days, includes Delivery & Removal)

1 YD	$194.71
1.5 YD	$199.63
2 YD	$211.40
3 YD	$218.40
4 YD	$225.41
6 YD	$239.41
8 YD	$253.42

Special Service Rates

Subscription Item	Rate	Frequency of Charge
Can/Bin Cleaning	$25.00	/Request
Can/Bin Re-Deliver Fee (after removal for missed payments)	$25.00	/Occurrence
Rear Loader Bulky Waste Pickup	$25.00	/Request
Roll-Off Overweight Charge	$200.00	/Occurrence
Commercial Recycling Contamination Fee	$40.40	/Occurrence + $1/CY
Return Fee	$40.00	/Occurrence

Scenario 3, No LAP (4%) Effective January 1, 2021
Residential Collection Rates

Subscription Item	2020 Rate	2021 Rate
90 Gal Pack-out (Single Family Units)	$96.16	$104.81
64 Gal (Gray) Curbside (Single Family Unit & Multi Unit extra cans).	$25.92	$28.25
90 Gal Green Waste (Green) Container	$5.57	$6.07
64 Gal Recycling (Blue) Container	$5.59	$6.09
90 Gal Disabled Pack-out (Single Family Unit)	$25.92	$28.25
90 Gal Pack-out (Mobile home)	$92.54	$100.87
90 Gal Curbside (Mobile home)	$19.77	$21.55
Extra 64 Gal Refuse (Gray) Container single Residential only NOT MULTI UNITS	$16.41 per month	$17.89 per month
	$196.98 per year	$214.71 per year
Residential Go-Back Fee All Cans	$25.00	
Residential Special Pick Up Fee Any single can or All Cans (includes extra service or refilling of cans) Courtesy call back not allowed.	$25.00	
Contamination Fee (Garbage in Green or Blue can)	$25.00	

Commercial and Industrial Collection Rates

Solid Waste Collection Rates

Bin Size	Frequency of Weekly Pickup						
	1	2	3	4	5	6	7
300 Gallon	$71.40	$125.29	$179.18	$233.06	$286.94	$340.83	$394.72
1 YD	$84.80	$150.09	$215.38	$280.67	$345.97	$411.24	$476.54
1.5 YD	$91.37	$163.22	$235.07	$306.91	$378.75	$450.60	$522.46
2 YD	$107.15	$194.79	$282.44	$370.09	$457.70	$545.34	$633.01
3 YD	$116.52	$213.56	$310.57	$407.59	$504.61	$601.51	$698.67
4 YD	$124.78	$230.13	$335.49	$440.82	$546.17	$651.51	$756.85
6 YD	$144.67	$269.84	$394.98	$520.16	$645.28	$770.45	$895.61
8 YD	$163.42	$307.34	$451.26	$595.17	$739.11	$883.00	$1,026.93

Recycling Collection Rates

Bin Size	Frequency of Weekly Pickup						
	1	2	3	4	5	6	7
300 Gallon	$62.16	$107.76	$148.27	$193.87	$239.45	$285.04	$330.64
1 YD	$74.42	$130.48	$186.53	$242.58	$298.63	$354.67	$410.75
1.5 YD	$80.07	$141.75	$203.44	$265.12	$326.80	$388.47	$433.03
2 YD	$93.61	$168.85	$244.10	$319.36	$394.57	$469.81	$545.05
3 YD	$101.66	$184.97	$268.25	$351.56	$434.83	$518.12	$601.44
4 YD	$109.72	$201.07	$292.41	$383.76	$475.10	$566.44	$657.79
6 YD	$125.82	$233.29	$340.71	$448.19	$555.60	$663.07	$770.50
8 YD	$141.93	$265.48	$385.30	$512.59	$636.15	$759.69	$883.26

Organics Collection Rates

Bin Size	Frequency of Weekly Pickup						
	1	2	3	4	5	6	7
64 Gallon	$48.76	$86.02	$123.28	$160.54	$197.80	$235.06	$272.32
300 Gallon	$74.82	$131.82	$182.46	$239.46	$296.44	$353.42	$410.42
1 YD	$90.15	$160.22	$230.29	$300.35	$370.42	$440.46	$510.56
1.5 YD	$97.22	$174.31	$251.42	$328.53	$405.62	$482.71	$538.42
2 YD	$114.14	$208.19	$302.25	$396.32	$490.33	$584.39	$678.44

Scenario 3, No LAP (4%) Effective January 1, 2021

Solid Waste Compactor Collection Rates

Bin Size	Frequency of Weekly Pickup						
	1	2	3	4	5	6	7
2 YD	$214.29	$389.57	$564.88	$740.19	$915.40	$1,090.68	$1,266.01
3 YD	$233.04	$427.11	$621.14	$815.19	$1,009.22	$1,203.02	$1,397.34
4 YD	$249.55	$460.25	$670.98	$881.64	$1,092.34	$1,303.02	$1,513.70

Roll Off Rates

10 Cubic Yards (16' x 8' x 3')

20 Cubic Yards (16' x 6' x 5')

30 Cubic Yards (18' x 8' x 6')

MOVE CONTAINER FEE after intial placement. Customers must give specific placement instructions, or have a spotter on site.	$76.34
SCHEDULED PICK-UPS per empty plus actual landfill charges. No container rental fee and MUST KEEP Roll Off bin for at least 90 days to qualify for scheduled pick-ups.	$215.30
UNSCHEDULED PICK-UPS per empty plus actual landfill charges plus oer day container charge as shown below.	$256.29
Daily Container Rental Charge for Unscheduled Service	$5.88
UNSCHEDULED PICK-UPS additional fee for nights, weekends, or holidays	$136.62

Temporary Construction Recycle Rates (Service < 90 Days, includes Delivery & Removal)

1 YD	$223.92
1.5 YD	$229.57
2 YD	$243.11
3 YD	$251.16
4 YD	$259.22
6 YD	$275.32
8 YD	$291.43

Special Service Rates

Subscription Item	Rate	Frequency of Charge
Can/Bin Cleaning	$25.00	/Request
Can/Bin Re-Deliver Fee (after removal for missed payments)	$25.00	/Occurrence
Rear Loader Bulky Waste Pickup	$25.00	/Request
Roll-Off Overweight Charge	$230.00	/Occurrence
Commercial Recycling Contamination Fee	$46.46	/Occurrence + $1/CY
Return Fee	$46.00	/Occurrence

Scenario 3, No LAP (4%) Effective January 1, 2022
Residential Collection Rates

Subscription Item	2021 Rate	2022 Rate
90 Gal Pack-out (Single Family Units)	$104.81	$119.49
64 Gal (Gray) Curbside (Single Family Unit & Multi Unit extra cans).	$28.25	$32.21
90 Gal Green Waste (Green) Container	$6.07	$6.92
64 Gal Recycling (Blue) Container	$6.09	$6.95
90 Gal Disabled Pack-out (Single Family Unit)	$28.25	$32.21
90 Gal Pack-out (Mobile home)	$100.87	$114.99
90 Gal Curbside (Mobile home)	$21.55	$24.57
Extra 64 Gal Refuse (Gray) Container single Residential only NOT MULTI UNITS	$17.89 per month	$20.39 per month
	$214.71 per year	$244.77 per year
Residential Go-Back Fee All Cans	$25.00	
Residential Special Pick Up Fee Any single can or All Cans (includes extra service or refilling of cans) Courtesy call back not allowed.	$25.00	
Contamination Fee (Garbage in Green or Blue can)	$25.00	

Commercial and Industrial Collection Rates

Solid Waste Collection Rates

Bin Size	Frequency of Weekly Pickup						
	1	2	3	4	5	6	7
300 Gallon	$87.11	$152.85	$218.60	$284.33	$350.07	$415.81	$481.56
1 YD	$103.46	$183.11	$262.77	$342.42	$422.08	$501.71	$581.38
1.5 YD	$111.47	$199.13	$286.79	$374.43	$462.08	$549.74	$637.40
2 YD	$130.72	$237.64	$344.58	$451.51	$558.39	$665.32	$772.27
3 YD	$142.15	$260.54	$378.89	$497.27	$615.62	$733.84	$852.38
4 YD	$152.23	$280.75	$409.30	$537.80	$666.33	$794.84	$923.36
6 YD	$176.50	$329.20	$481.87	$634.59	$787.24	$939.95	$1,092.64
8 YD	$199.37	$374.95	$550.54	$726.11	$901.71	$1,077.27	$1,252.85

Recycling Collection Rates

Bin Size	Frequency of Weekly Pickup						
	1	2	3	4	5	6	7
300 Gallon	$75.83	$131.46	$180.89	$236.52	$292.13	$347.75	$403.38
1 YD	$90.79	$159.18	$227.57	$295.95	$364.33	$432.70	$501.11
1.5 YD	$97.69	$172.93	$248.19	$323.45	$398.69	$473.93	$528.30
2 YD	$114.20	$206.00	$297.80	$389.61	$481.37	$573.17	$664.97
3 YD	$124.03	$225.66	$327.26	$428.90	$530.49	$632.11	$733.75
4 YD	$133.86	$245.30	$356.74	$468.18	$579.62	$691.06	$802.50
6 YD	$153.50	$284.61	$415.67	$546.79	$677.83	$808.94	$940.01
8 YD	$173.16	$323.88	$470.06	$625.36	$776.10	$926.82	$1,077.57

Organics Collection Rates

Bin Size	Frequency of Weekly Pickup						
	1	2	3	4	5	6	7
64 Gallon	$59.49	$104.94	$150.40	$195.86	$241.32	$286.77	$332.23
300 Gallon	$91.28	$160.82	$222.60	$292.14	$361.66	$431.18	$500.71
1 YD	$109.98	$195.47	$280.95	$366.43	$451.91	$537.37	$622.88
1.5 YD	$118.61	$212.66	$306.73	$400.80	$494.86	$588.91	$656.87
2 YD	$139.25	$254.00	$368.74	$483.51	$598.20	$712.95	$827.70

Scenario 3, No LAP (4%) Effective January 1, 2022

Solid Waste Compactor Collection Rates

Bin Size	Frequency of Weekly Pickup						
	1	2	3	4	5	6	7
2 YD	$261.44	$475.28	$689.15	$903.03	$1,116.79	$1,330.63	$1,544.53
3 YD	$284.30	$521.07	$757.79	$994.53	$1,231.24	$1,467.68	$1,704.76
4 YD	$304.45	$561.51	$818.59	$1,075.60	$1,332.65	$1,589.68	$1,846.71

Roll Off Rates

10 Cubic Yards (16' x 8' x 3')

20 Cubic Yards (16' x 6' x 5')

30 Cubic Yards (18' x 8' x 6')

MOVE CONTAINER FEE after intial placement. Customers must give specific placement instructions, or have a spotter on site.	$93.13
SCHEDULED PICK-UPS per empty plus actual landfill charges. No container rental fee and MUST KEEP Roll Off bin for at least 90 days to qualify for scheduled pick-ups.	$262.67
UNSCHEDULED PICK-UPS per empty plus actual landfill charges plus oer day container charge as shown below.	$312.67
Daily Container Rental Charge for Unscheduled Service	$7.17
UNSCHEDULED PICK-UPS additional fee for nights, weekends, or holidays	$166.68

Temporary Construction Recycle Rates (Service < 90 Days, includes Delivery & Removal)

1 YD	$273.18
1.5 YD	$280.08
2 YD	$296.59
3 YD	$306.42
4 YD	$316.25
6 YD	$335.89
8 YD	$355.55

Special Service Rates

Subscription Item	Rate	Frequency of Charge
Can/Bin Cleaning	$25.00	/Request
Can/Bin Re-Deliver Fee (after removal for missed payments)	$25.00	/Occurrence
Rear Loader Bulky Waste Pickup	$25.00	/Request
Roll-Off Overweight Charge	$280.60	/Occurrence
Commercial Recycling Contamination Fee	$56.68	/Occurrence + $1/CY
Return Fee	$56.12	/Occurrence

Scenario 3, No LAP (4%) Effective January 1, 2023
Residential Collection Rates

Subscription Item	2022 Rate	2023 Rate
90 Gal Pack-out (Single Family Units)	$119.49	$129.05
64 Gal (Gray) Curbside (Single Family Unit & Multi Unit extra cans).	$32.21	$34.78
90 Gal Green Waste (Green) Container	$6.92	$7.47
64 Gal Recycling (Blue) Container	$6.95	$7.50
90 Gal Disabled Pack-out (Single Family Unit)	$32.21	$34.78
90 Gal Pack-out (Mobile home)	$114.99	$124.19
90 Gal Curbside (Mobile home)	$24.57	$26.53
Extra 64 Gal Refuse (Gray) Container single Residential only NOT MULTI UNITS	$20.39 per month	$22.02 per month
	$244.77 per year	$264.35 per year
Residential Go-Back Fee All Cans	$25.00	
Residential Special Pick Up Fee Any single can or All Cans (includes extra service or refilling of cans) Courtesy call back not allowed.	$25.00	
Contamination Fee (Garbage in Green or Blue can)	$25.00	

Commercial and Industrial Collection Rates

Solid Waste Collection Rates

Bin Size	Frequency of Weekly Pickup						
	1	2	3	4	5	6	7
300 Gallon	$101.05	$177.31	$253.57	$329.83	$406.08	$482.34	$558.60
1 YD	$120.01	$212.40	$304.81	$397.20	$489.61	$581.99	$674.40
1.5 YD	$129.30	$230.99	$332.67	$434.34	$536.01	$637.70	$739.38
2 YD	$151.63	$275.66	$399.71	$523.76	$647.74	$771.77	$895.83
3 YD	$164.90	$302.22	$439.52	$576.83	$714.12	$851.25	$988.76
4 YD	$176.58	$325.68	$474.78	$623.85	$772.94	$922.02	$1,071.09
6 YD	$204.74	$381.87	$558.97	$736.13	$913.20	$1,090.35	$1,267.47
8 YD	$231.26	$434.94	$638.62	$842.29	$1,045.98	$1,249.63	$1,453.31

Recycling Collection Rates

Bin Size	Frequency of Weekly Pickup						
	1	2	3	4	5	6	7
300 Gallon	$87.97	$152.49	$209.83	$274.36	$338.87	$403.39	$467.92
1 YD	$105.31	$184.65	$263.98	$343.30	$422.62	$501.93	$581.29
1.5 YD	$113.32	$200.60	$287.90	$375.20	$462.48	$549.76	$612.83
2 YD	$132.48	$238.96	$345.45	$451.95	$558.39	$664.87	$771.36
3 YD	$143.87	$261.76	$379.63	$497.52	$615.37	$733.24	$851.16
4 YD	$155.28	$284.55	$413.82	$543.09	$672.36	$801.63	$930.90
6 YD	$178.06	$330.15	$482.17	$634.28	$786.28	$938.37	$1,090.41
8 YD	$200.86	$375.70	$545.27	$725.42	$900.27	$1,075.11	$1,249.99

Organics Collection Rates

Bin Size	Frequency of Weekly Pickup						
	1	2	3	4	5	6	7
64 Gallon	$69.01	$121.74	$174.47	$227.20	$279.93	$332.66	$385.39
300 Gallon	$105.89	$186.55	$258.22	$338.88	$419.52	$500.17	$580.83
1 YD	$127.57	$226.75	$325.90	$425.06	$524.21	$623.35	$722.54
1.5 YD	$137.58	$246.69	$355.81	$464.93	$574.03	$683.13	$761.97
2 YD	$161.53	$294.63	$427.74	$560.87	$693.92	$827.02	$960.13

Scenario 3, No LAP (4%) Effective January 1, 2023

Solid Waste Compactor Collection Rates

Bin Size	Frequency of Weekly Pickup						
	1	2	3	4	5	6	7
2 YD	$303.26	$551.33	$799.42	$1,047.51	$1,295.47	$1,543.53	$1,791.66
3 YD	$329.79	$604.45	$879.03	$1,153.66	$1,428.24	$1,702.51	$1,977.52
4 YD	$353.16	$651.35	$949.57	$1,247.69	$1,545.88	$1,844.03	$2,142.19

Roll Off Rates

10 Cubic Yards (16' x 8' x 3')

20 Cubic Yards (16' x 6' x 5')

30 Cubic Yards (18' x 8' x 6')

MOVE CONTAINER FEE after intial placement. Customers must give specific placement instructions, or have a spotter on site.	$108.03
SCHEDULED PICK-UPS per empty plus actual landfill charges. No container rental fee and MUST KEEP Roll Off bin for at least 90 days to qualify for scheduled pick-ups.	$304.70
UNSCHEDULED PICK-UPS per empty plus actual landfill charges plus oer day container charge as shown below.	$362.70
Daily Container Rental Charge for Unscheduled Service	$8.32
UNSCHEDULED PICK-UPS additional fee for nights, weekends, or holidays	$193.34

Temporary Construction Recycle Rates (Service < 90 Days, includes Delivery & Removal)

1 YD	$316.89
1.5 YD	$324.89
2 YD	$344.05
3 YD	$355.44
4 YD	$366.85
6 YD	$389.63
8 YD	$412.44

Special Service Rates

Subscription Item	Rate	Frequency of Charge
Can/Bin Cleaning	$25.00	/Request
Can/Bin Re-Deliver Fee (after removal for missed payments)	$25.00	/Occurrence
Rear Loader Bulky Waste Pickup	$25.00	/Request
Roll-Off Overweight Charge	$325.50	/Occurrence
Commercial Recycling Contamination Fee	$65.75	/Occurrence + $1/CY
Return Fee	$65.10	/Occurrence

Scenario 3, No LAP (4%) Effective January 1, 2024
Residential Collection Rates

Subscription Item	2023 Rate	2024 Rate
90 Gal Pack-out (Single Family Units)	$129.05	$135.50
64 Gal (Gray) Curbside (Single Family Unit & Multi Unit extra cans).	$34.78	$36.52
90 Gal Green Waste (Green) Container	$7.47	$7.85
64 Gal Recycling (Blue) Container	$7.50	$7.88
90 Gal Disabled Pack-out (Single Family Unit)	$34.78	$36.52
90 Gal Pack-out (Mobile home)	$124.19	$130.40
90 Gal Curbside (Mobile home)	$26.53	$27.86
Extra 64 Gal Refuse (Gray) Container single Residential only NOT MULTI UNITS	$22.02 per month	$23.12 per month
	$264.35 per year	$277.57 per year
Residential Go-Back Fee All Cans	$25.00	
Residential Special Pick Up Fee Any single can or All Cans (includes extra service or refilling of cans) Courtesy call back not allowed.	$25.00	
Contamination Fee (Garbage in Green or Blue can)	$25.00	

Commercial and Industrial Collection Rates

Solid Waste Collection Rates

Bin Size	Frequency of Weekly Pickup						
	1	2	3	4	5	6	7
300 Gallon	$106.10	$186.18	$266.25	$346.32	$426.38	$506.46	$586.53
1 YD	$126.01	$223.02	$320.05	$417.06	$514.09	$611.09	$708.11
1.5 YD	$135.77	$242.54	$349.31	$456.06	$562.81	$669.58	$776.35
2 YD	$159.21	$289.45	$419.69	$549.94	$680.12	$810.36	$940.62
3 YD	$173.14	$317.33	$461.49	$605.67	$749.83	$893.82	$1,038.20
4 YD	$185.41	$341.96	$498.52	$655.04	$811.59	$968.12	$1,124.65
6 YD	$214.97	$400.97	$586.92	$772.93	$958.86	$1,144.86	$1,330.84
8 YD	$242.83	$456.69	$670.55	$884.40	$1,098.28	$1,312.11	$1,525.97

Recycling Collection Rates

Bin Size	Frequency of Weekly Pickup						
	1	2	3	4	5	6	7
300 Gallon	$92.36	$160.12	$220.32	$288.08	$355.82	$423.56	$491.31
1 YD	$110.58	$193.89	$277.18	$360.47	$443.76	$527.03	$610.35
1.5 YD	$118.99	$210.63	$302.30	$393.96	$485.61	$577.25	$643.47
2 YD	$139.10	$250.91	$362.72	$474.55	$586.31	$698.12	$809.93
3 YD	$151.06	$274.85	$398.61	$522.40	$646.13	$769.91	$893.71
4 YD	$163.04	$298.78	$434.51	$570.24	$705.98	$841.71	$977.45
6 YD	$186.97	$346.66	$506.28	$665.99	$825.60	$985.29	$1,144.93
8 YD	$210.91	$394.49	$572.53	$761.69	$945.29	$1,128.87	$1,312.49

Organics Collection Rates

Bin Size	Frequency of Weekly Pickup						
	1	2	3	4	5	6	7
64 Gallon	$72.46	$127.82	$183.19	$238.56	$293.92	$349.29	$404.66
300 Gallon	$111.18	$195.88	$271.13	$355.83	$440.50	$525.17	$609.87
1 YD	$133.95	$238.09	$342.20	$446.31	$550.42	$654.51	$758.67
1.5 YD	$144.46	$259.02	$373.60	$488.18	$602.73	$717.29	$800.06
2 YD	$169.60	$309.37	$449.13	$588.91	$728.61	$868.38	$1,008.14

Scenario 3, No LAP (4%) Effective January 1, 2024

Solid Waste Compactor Collection Rates

Bin Size	Frequency of Weekly Pickup						
	1	2	3	4	5	6	7
2 YD	$318.43	$578.89	$839.39	$1,099.89	$1,360.25	$1,620.71	$1,881.24
3 YD	$346.28	$634.67	$922.99	$1,211.34	$1,499.66	$1,787.63	$2,076.39
4 YD	$370.82	$683.92	$997.05	$1,310.08	$1,623.17	$1,936.23	$2,249.30

Roll Off Rates

10 Cubic Yards (16' x 8' x 3')

20 Cubic Yards (16' x 6' x 5')

30 Cubic Yards (18' x 8' x 6')

MOVE CONTAINER FEE after intial placement. Customers must give specific placement instructions, or have a spotter on site.	$113.43
SCHEDULED PICK-UPS per empty plus actual landfill charges. No container rental fee and MUST KEEP Roll Off bin for at least 90 days to qualify for scheduled pick-ups.	$319.93
UNSCHEDULED PICK-UPS per empty plus actual landfill charges plus oer day container charge as shown below.	$380.84
Daily Container Rental Charge for Unscheduled Service	$8.73
UNSCHEDULED PICK-UPS additional fee for nights, weekends, or holidays	$203.01

Temporary Construction Recycle Rates (Service < 90 Days, includes Delivery & Removal)

1 YD	$332.73
1.5 YD	$341.14
2 YD	$361.25
3 YD	$373.21
4 YD	$385.19
6 YD	$409.12
8 YD	$433.06

Special Service Rates

Subscription Item	Rate	Frequency of Charge
Can/Bin Cleaning	$25.00	/Request
Can/Bin Re-Deliver Fee (after removal for missed payments)	$25.00	/Occurrence
Rear Loader Bulky Waste Pickup	$25.00	/Request
Roll-Off Overweight Charge	$341.77	/Occurrence
Commercial Recycling Contamination Fee	$69.04	/Occurrence + $1/CY
Return Fee	$68.35	/Occurrence

City of Merced

Scenario 3, no LAP (8%)

10-Year Financial Plan Summary

Income and Expense Detail				Actual					Budgeted	Forecast									
				2013 - 2014	2014 - 2015	2015 - 2016	2016 - 2017	2017 - 2018	2018 - 2019	2019 - 2020	2020 - 2021	2021 - 2022	2022 - 2023	2023 - 2024	2024 - 2025	2025 - 2026	2026 - 2027	2027 - 2028	2028 - 2029
Beginning Fund 558 Balance				6,276,764	6,020,954	$ 6,306,524	$ 6,438,741	$ 7,160,069	$ 7,334,000	$ 5,127,000	$ 2,606,000	$ 1,524,000	$ 1,522,000	$ 1,768,000	$ 1,770,000	$ 3,543,000	$ 4,616,000	$ 4,970,000	$ 4,580,000
Beginning Fund 562 Balance				214,085	243,884	285,313	343,130	128,914	208,000	289,000	371,000	456,000	534,000	612,000	682,000	613,000	539,000	460,000	376,000
Beginning Fund 674 Balance				294,416	1,132,186	1,989,635	2,785,071	3,685,609	4,596,000	4,738,000	4,300,000	3,855,000	3,667,000	5,183,000	6,183,000	6,662,000	7,876,000	9,277,000	10,243,000
Fund 558 Ending Fund Balance as % of Operating Expenses				*49%*	*53%*	*51%*	*57%*	*54%*	*32%*	*15%*	*8%*	*8%*	*8%*	*8%*	*16%*	*21%*	*21%*	*19%*	*14%*
Recommended Annual Residential Service Charge Adjustment (Effective July 1 of each FY)										0.00%	14.00%	10.00%	9.00%	4.00%	0.00%	0.00%	0.00%	0.00%	0.00%
Recommended Annual Commercial Service Charge Adjustment (Effective July 1 of each FY)										0.00%	20.00%	16.00%	15.00%	4.00%	0.00%	0.00%	0.00%	0.00%	0.00%
Income	Fund 558		Service Charges	11,685,601	11,914,252	12,326,087	12,856,164	13,409,066	13,743,714	14,130,000	16,841,000	19,336,000	22,009,000	23,314,000	23,314,000	23,314,000	23,314,000	23,314,000	23,314,000
			Other Revenues	440,834	375,889	388,384	426,263	344,541	250,587	253,000	253,000	253,000	253,000	253,000	253,000	253,000	253,000	253,000	253,000
			Total Income Fund 558	**12,126,435**	**12,290,141**	**12,714,471**	**13,282,427**	**13,753,607**	**13,994,301**	**14,383,000**	**17,094,000**	**19,589,000**	**22,262,000**	**23,567,000**	**23,567,000**	**23,567,000**	**23,567,000**	**23,567,000**	**23,567,000**
	Fund 562		Building Permit Surcharge	11,605	32,481	49,416	78,870	161,986	191,905	263,188	277,040	249,336	249,336	221,632	87,000	87,000	87,000	87,000	87,000
			Other	18,194	8,948	8,401	11,438	10,783	7,540	11,000	11,000	11,000	11,000	11,000	11,000	11,000	11,000	11,000	11,000
			Total Income Fund 562	**29,799**	**41,429**	**57,817**	**90,308**	**172,769**	**199,445**	**274,188**	**288,040**	**260,336**	**260,336**	**232,632**	**98,000**	**98,000**	**98,000**	**98,000**	**98,000**
	Fund 674		Vehicle Replacement Fund	837,770	857,449	795,436	900,538	910,301	1,062,744	1,143,204	1,337,981	1,538,029	1,863,114	2,110,498	2,150,498	2,193,498	2,237,498	2,282,498	2,328,498
			Total Income Fund 674	**837,770**	**857,449**	**795,436**	**900,538**	**910,301**	**1,062,744**	**1,143,204**	**1,337,981**	**1,538,029**	**1,863,114**	**2,110,498**	**2,150,498**	**2,193,498**	**2,237,498**	**2,282,498**	**2,328,498**
Expenses	Fund 558	Refuse	Subtotal Refuse Personnel Services	2,472,065	2,490,078	2,583,144	2,635,558	2,924,376	3,196,892	3,421,000	3,624,000	3,829,000	4,044,000	4,261,000	4,409,000	4,563,000	4,723,000	4,890,000	5,062,000
			532 25-0 Tipping Fees	2,118,712	2,187,013	2,438,687	2,523,412	2,508,593	2,759,452	2,939,000	3,132,000	3,328,000	3,535,000	3,745,000	3,895,000	4,051,000	4,213,000	4,382,000	4,557,000
			532 23-0 Vehicle Operations/Maint	1,110,191	1,101,413	1,138,477	1,019,086	1,097,721	1,231,957	1,300,000	1,372,000	1,444,000	1,519,000	1,594,000	1,642,000	1,691,000	1,742,000	1,794,000	1,848,000
			532 32-0 Vehicle Replacement Fee	531,217	538,293	477,965	511,941	515,420	600,682	634,000	669,000	704,000	741,000	777,000	800,000	824,000	849,000	874,000	900,000
			All Other Refuse Supplies and Services	644,209	713,179	686,543	658,762	680,229	769,154	812,000	857,000	902,000	948,000	994,000	1,022,000	1,052,000	1,082,000	1,113,000	1,144,000
			Subtotal Refuse Administrative	339,791	382,820	384,619	410,473	478,557	542,906	559,000	576,000	594,000	614,000	634,000	654,000	674,000	694,000	716,000	738,000
			Subtotal Refuse Capital Improvement Projects	153,268	39,963	388,799	-	-	1,264,913	-	-	-	-	-	-	-	-	-	-
			Subtotal Refuse Machinery/Equip	49,060	-	17,069	-	409,491	136,160	144,000	152,000	160,000	168,000	176,000	181,000	186,000	192,000	198,000	204,000
			Subtotal Refuse Interdepartmental	661,995	697,119	703,493	689,722	705,492	733,942	756,000	778,000	802,000	826,000	851,000	876,000	903,000	930,000	957,000	985,000
			Total Operating Expenses Refuse	**8,080,508**	**8,149,878**	**8,818,796**	**8,448,954**	**9,319,879**	**11,236,058**	**10,565,000**	**11,160,000**	**11,763,000**	**12,395,000**	**13,032,000**	**13,479,000**	**13,944,000**	**14,425,000**	**14,924,000**	**15,438,000**
		Fund 558 - Recycling	Subtotal Recycling Personnel Services	387,347	395,976	396,057	413,192	445,118	451,286	478,000	505,000	532,000	561,000	590,000	611,000	633,000	655,000	677,000	700,000
			532 25-0 Tipping Fees	60,000	58,793	54,335	45,681	34,422	37,864	40,000	441,000	469,000	498,000	528,000	549,000	571,000	594,000	618,000	643,000
			532 23-0 Vehicle Operations/Maint	191,109	157,062	121,671	157,790	195,853	179,965	190,000	201,000	212,000	223,000	234,000	241,000	248,000	255,000	263,000	271,000
			532 32-0 Vehicle Replacement Fee	51,009	82,564	113,700	123,284	123,284	132,793	140,000	148,000	156,000	164,000	172,000	177,000	182,000	187,000	193,000	199,000
			All Other Recycling Supplies and Services	65,892	81,954	92,616	98,813	94,167	141,057	147,000	156,000	165,000	174,000	183,000	188,000	193,000	198,000	203,000	208,000
			Subtotal Recycling Administrative	52,220	59,985	52,340	54,594	60,819	65,920	68,000	70,000	72,000	74,000	76,000	78,000	80,000	82,000	84,000	86,000
			Subtotal Recycling Machinery/Equip	15,462	10,214	6,941	13,642	27,684	24,290	26,000	27,000	28,000	29,000	30,000	31,000	32,000	33,000	34,000	35,000
			Subtotal Recycling Interdepartmental	65,243	65,798	29,611	30,001	30,729	30,786	32,000	33,000	34,000	35,000	36,000	37,000	38,000	39,000	40,000	41,000
			Total Operating Expenses Recycling	**888,282**	**912,346**	**867,271**	**936,997**	**1,012,075**	**1,063,961**	**1,121,000**	**1,581,000**	**1,668,000**	**1,758,000**	**1,849,000**	**1,912,000**	**1,977,000**	**2,043,000**	**2,112,000**	**2,183,000**
		Fund 558 - Green Waste	Subtotal Green Waste Personnel Services	280,951	305,937	270,207	310,295	313,783	348,399	370,000	392,000	414,000	438,000	462,000	478,000	496,000	514,000	532,000	551,000
			532 25-0 Tipping Fees	70,061	61,638	63,243	70,766	69,010	75,911	83,000	91,000	99,000	108,000	118,000	126,000	135,000	144,000	154,000	165,000
			532 23-0 Vehicle Operations/Maint	196,166	156,597	169,822	141,215	164,077	141,518	149,000	157,000	165,000	174,000	183,000	188,000	194,000	200,000	206,000	212,000
			532 32-0 Vehicle Replacement Fee	74,801	70,527	50,432	79,441	79,441	114,567	121,000	128,000	135,000	142,000	149,000	153,000	158,000	163,000	168,000	173,000
			All Other Green Waste Supplies and Services	39,349	47,879	40,448	40,307	48,749	135,055	143,000	150,000	157,000	165,000	173,000	178,000	183,000	188,000	193,000	198,000
			Subtotal Green Waste Administrative	44,107	49,839	44,386	45,408	50,132	55,397	57,000	59,000	61,000	63,000	65,000	67,000	69,000	71,000	73,000	75,000
			Subtotal Green Waste Machinery/Equip	-	-	-	-	-	14,250	-	-	-	-	-	-	-	-	-	-
			Subtotal Green Waste Interdepartmental	30,140	30,284	12,762	13,304	13,307	26,364	27,000	28,000	29,000	30,000	31,000	32,000	33,000	34,000	35,000	36,000
			Total Operating Expenses Green Waste	**735,575**	**722,701**	**651,300**	**700,736**	**738,499**	**911,461**	**950,000**	**1,005,000**	**1,060,000**	**1,120,000**	**1,181,000**	**1,222,000**	**1,268,000**	**1,314,000**	**1,361,000**	**1,410,000**
		Storm Drain	**Total Operating Expenses Storm Drains**	**673,424**	-	-	-	-	-	-	-	-	-	-	-	-	-	-	-
		Street Sweeping	**Total Operating Expenses Street Sweeping**	**1,364,448**	**1,304,014**	**1,279,231**	**1,366,380**	**1,442,453**	**1,394,984**	**1,466,000**	**1,543,000**	**1,620,000**	**1,701,000**	**1,782,000**	**1,839,000**	**1,899,000**	**1,960,000**	**2,021,000**	**2,086,000**
		Street Trees	**Total Operating Expenses Street Trees**	-	**756,128**	**872,679**	**839,022**	**1,027,563**	**1,169,501**	**1,232,000**	**1,299,000**	**1,365,000**	**1,434,000**	**1,502,000**	**1,549,000**	**1,599,000**	**1,650,000**	**1,703,000**	**1,757,000**
		Finance	**Total Operating Expenses Finance**	**640,008**	**159,504**	**92,977**	**269,010**	**39,000**	**425,739**	-	-	-	-	-	-	-	-	-	-
		Fund 558 - New Operating Expenses	Public Works Corporate Yard Phases I and II							-	219,270	500,000	1,000,000	1,789,056	-	-	-	-	-
			Public Works Corporate Yard Phase III (20 Year Amortization)							-	-	-	-	-	589,537	589,537	589,537	589,537	589,537
			Container Maintenance Shed							40,000									
			Fleet Mind / ERP Finance System							576,795	179,195	179,195	2,400	2,400	2,400	2,400	2,400	2,400	2,400
			New Trucks (CARB compliance)							856,000	890,240	925,850	1,757,038	1,238,880	-	-	-	-	-
			New Vehicle Replacements							22,204	153,981	291,029	551,114	734,498	734,498	734,498	734,498	734,498	734,498
			New Employees							66,000	136,000	210,000	288,000	445,000	458,000	472,000	486,000	501,000	516,000
			Container Replacement							9,000	9,000	9,000	9,000	9,000	9,000	9,000	9,000	9,000	9,000
		New Operating Expenses	**Total New Operating Expenses**	-	-	-	-	-	-	**1,569,999**	**1,587,687**	**2,115,074**	**3,607,551**	**4,218,835**	**1,793,435**	**1,807,435**	**1,821,435**	**1,836,435**	**1,851,435**
			Total Operating Expenses Fund 558	**12,382,245**	**12,004,571**	**12,582,254**	**12,561,099**	**13,579,469**	**16,201,703**	**16,903,999**	**18,175,687**	**19,591,074**	**22,015,551**	**23,564,835**	**21,794,435**	**22,494,435**	**23,213,435**	**23,957,435**	**24,725,435**
	Fund 562		**Total Operating Expenses Fund 562**	-	-	-	**304,524**	**93,685**	**118,035**	**192,598**	**202,734**	**182,461**	**182,461**	**162,188**	**167,000**	**172,000**	**177,000**	**182,000**	**187,000**
	Fund 674		**Total Operating Expenses Fund 674**	-	-	-	-	-	**921,000**	**1,581,000**	**1,783,000**	**1,726,000**	**347,000**	**1,110,000**	**1,671,000**	**979,000**	**836,000**	**1,316,000**	**2,604,000**
Fund 558 Income less Operating Expenses				**(255,810)**	**285,570**	**132,217**	**721,328**	**174,138**	**(2,207,403)**	**(2,520,999)**	**(1,081,687)**	**(2,074)**	**246,449**	**2,165**	**1,772,565**	**1,072,565**	**353,565**	**(390,435)**	**(1,158,435)**
Fund 562 Income less Operating Expenses				**29,799**	**41,429**	**57,817**	**(214,216)**	**79,084**	**81,410**	**81,590**	**85,306**	**77,875**	**77,875**	**70,444**	**(69,000)**	**(74,000)**	**(79,000)**	**(84,000)**	**(89,000)**
Fund 674 Income less Operating Expenses				**837,770**	**857,449**	**795,436**	**900,538**	**910,301**	**141,744**	**(437,796)**	**(445,019)**	**(187,971)**	**1,516,114**	**1,000,498**	**479,498**	**1,214,498**	**1,401,498**	**966,498**	**(275,502)**
Fund 558 Ending Fund Balance as Percent of Operating Expenses				**49%**	**53%**	**51%**	**57%**	**54%**	**32%**	**15%**	**8%**	**8%**	**8%**	**8%**	**16%**	**21%**	**21%**	**19%**	**14%**

Current Rates: Effective January 1, 2019
Residential Collection rates

Subscription Item	2019 Rate
90 Gal Pack-out (Single Family Units)	$96.16
64 Gal (Gray) Curbside (Single Family Unit & Multi Unit extra cans).	$25.92
90 Gal Green Waste (Green) Container	$5.57
64 Gal Recycling (Blue) Container	$5.59
90 Gal Disabled Pack-out (Single Family Unit)	$25.92
90 Gal Pack-out (Mobile home)	$92.54
90 Gal Curbside (Mobile home)	$19.77
Extra 64 Gal Refuse (Gray) Container single Residential only NOT MULTI UNITS	$16.41 per month $196.98 per year
Residential Go-Back Fee All Cans	$25.00
Residential Special Pick Up Fee Any single can or All Cans (includes extra service or refilling of cans) Courtesy call back not allowed.	$25.00
Contamination Fee (Garbage in Green or Blue can)	$25.00

Commercial and Industrial Collection Rates

Solid Waste Collection Rates

Bin Size	Frequency of Weekly Pickup						
	1	2	3	4	5	6	7
300 Gallon	$52.09	$98.95	$145.81	$192.66	$239.51	$286.37	$333.23
1 YD	$63.74	$120.51	$177.29	$234.06	$290.84	$347.60	$404.38
1.5 YD	$69.45	$131.93	$194.41	$256.88	$319.35	$381.83	$444.31
2 YD	$83.17	$159.38	$235.60	$311.82	$388.00	$464.21	$540.44
3 YD	$91.32	$175.70	$260.06	$344.43	$428.79	$513.05	$597.54
4 YD	$98.50	$190.11	$281.73	$373.32	$464.93	$556.53	$648.13
6 YD	$115.80	$224.64	$333.46	$442.31	$551.11	$659.96	$768.79
8 YD	$132.10	$257.25	$382.40	$507.54	$632.70	$757.83	$882.98

Recycling Collection Rates

Bin Size	Frequency of Weekly Pickup						
	1	2	3	4	5	6	7
300 Gallon	$44.05	$83.70	$118.93	$158.58	$198.22	$237.86	$277.51
1 YD	$54.71	$103.46	$152.20	$200.94	$249.68	$298.41	$347.17
1.5 YD	$59.63	$113.26	$166.90	$220.54	$274.17	$327.80	$366.55
2 YD	$71.40	$136.83	$202.26	$267.70	$333.10	$398.53	$463.96
3 YD	$78.40	$150.84	$223.26	$295.70	$368.11	$440.54	$512.99
4 YD	$85.41	$164.84	$244.27	$323.70	$403.13	$482.56	$561.99
6 YD	$99.41	$192.86	$286.27	$379.73	$473.13	$566.58	$660.00
8 YD	$113.42	$220.85	$280.53	$435.73	$543.17	$650.60	$758.05

Organics Collection Rates

Bin Size	Frequency of Weekly Pickup						
	1	2	3	4	5	6	7
64 Gallon	$32.40	$64.80	$97.20	$129.60	$162.00	$194.40	$226.80
300 Gallon	$55.06	$104.63	$148.66	$198.23	$247.78	$297.33	$346.89
1 YD	$68.39	$129.33	$190.25	$251.18	$312.10	$373.01	$433.96
1.5 YD	$74.54	$141.58	$208.63	$275.68	$342.71	$409.75	$458.19
2 YD	$89.25	$171.04	$252.83	$334.63	$416.38	$498.16	$579.95

Current Rates: Effective January 1, 2019

Solid Waste Compactor Collection Rates

Bin Size	Frequency of Weekly Pickup						
	1	2	3	4	5	6	7
2 YD	$166.34	$318.76	$471.20	$623.64	$776.00	$928.42	$1,080.88
3 YD	$182.64	$351.40	$520.12	$688.86	$857.58	$1,026.10	$1,195.08
4 YD	$197.00	$380.22	$563.46	$746.64	$929.86	$1,113.06	$1,296.26

Roll Off Rates

10 Cubic Yards (16' x 8' x 3')

20 Cubic Yards (16' x 6' x 5')

30 Cubic Yards (18' x 8' x 6')

MOVE CONTAINER FEE after intial placement. Customers must give specific placement instructions, or have a spotter on site.	$66.38
SCHEDULED PICK-UPS per empty plus actual landfill charges. No container rental fee and MUST KEEP Roll Off bin for at least 90 days to qualify for scheduled pick-ups.	$187.22
UNSCHEDULED PICK-UPS per empty plus actual landfill charges plus oer day container charge as shown below.	$222.86
Daily Container Rental Charge for Unscheduled Service	$5.11
UNSCHEDULED PICK-UPS additional fee for nights, weekends, or holidays	$118.80

Temporary Construction Recycle Rates (Service < 90 Days, includes Delivery & Removal)

1 YD	$194.71
1.5 YD	$199.63
2 YD	$211.40
3 YD	$218.40
4 YD	$225.41
6 YD	$239.41
8 YD	$253.42

Special Service Rates

Subscription Item	Rate	Frequency of Charge
Can/Bin Cleaning	$25.00	/Request
Can/Bin Re-Deliver Fee (after removal for missed payments)	$25.00	/Occurrence
Rear Loader Bulky Waste Pickup	$25.00	/Request
Roll-Off Overweight Charge	$200.00	/Occurrence
Commercial Recycling Contamination Fee	$40.40	/Occurrence + $1/CY
Return Fee	$40.00	/Occurrence

Scenario 3, no LAP (8%) Effective January 1, 2020
Residential Collection Rates

Subscription Item	2019 Rate	2020 Rate
90 Gal Pack-out (Single Family Units)	$96.16	$96.16
64 Gal (Gray) Curbside (Single Family Unit & Multi Unit extra cans).	$25.92	$25.92
90 Gal Green Waste (Green) Container	$5.57	$5.57
64 Gal Recycling (Blue) Container	$5.59	$5.59
90 Gal Disabled Pack-out (Single Family Unit)	$25.92	$25.92
90 Gal Pack-out (Mobile home)	$92.54	$92.54
90 Gal Curbside (Mobile home)	$19.77	$19.77
Extra 64 Gal Refuse (Gray) Container single Residential only NOT MULTI UNITS	$16.41 per month	$16.41 per month
	$196.98 per year	$196.98 per year
Residential Go-Back Fee All Cans	$25.00	
Residential Special Pick Up Fee Any single can or All Cans (includes extra service or refilling of cans) Courtesy call back not allowed.	$25.00	
Contamination Fee (Garbage in Green or Blue can)	$25.00	

Commercial and Industrial Collection Rates

Solid Waste Collection Rates

Bin Size	Frequency of Weekly Pickup						
	1	2	3	4	5	6	7
300 Gallon	$62.09	$108.95	$155.81	$202.66	$249.51	$296.37	$343.23
1 YD	$73.74	$130.51	$187.29	$244.06	$300.84	$357.60	$414.38
1.5 YD	$79.45	$141.93	$204.41	$266.88	$329.35	$391.83	$454.31
2 YD	$93.17	$169.38	$245.60	$321.82	$398.00	$474.21	$550.44
3 YD	$101.32	$185.70	$270.06	$354.43	$438.79	$523.05	$607.54
4 YD	$108.50	$200.11	$291.73	$383.32	$474.93	$566.53	$658.13
6 YD	$125.80	$234.64	$343.46	$452.31	$561.11	$669.96	$778.79
8 YD	$142.10	$267.25	$392.40	$517.54	$642.70	$767.83	$892.98

Recycling Collection Rates

Bin Size	Frequency of Weekly Pickup						
	1	2	3	4	5	6	7
300 Gallon	$54.05	$93.70	$128.93	$168.58	$208.22	$247.86	$287.51
1 YD	$64.71	$113.46	$162.20	$210.94	$259.68	$308.41	$357.17
1.5 YD	$69.63	$123.26	$176.90	$230.54	$284.17	$337.80	$376.55
2 YD	$81.40	$146.83	$212.26	$277.70	$343.10	$408.53	$473.96
3 YD	$88.40	$160.84	$233.26	$305.70	$378.11	$450.54	$522.99
4 YD	$95.41	$174.84	$254.27	$333.70	$413.13	$492.56	$571.99
6 YD	$109.41	$202.86	$296.27	$389.73	$483.13	$576.58	$670.00
8 YD	$123.42	$230.85	$335.04	$445.73	$553.17	$660.60	$768.05

Organics Collection Rates

Bin Size	Frequency of Weekly Pickup						
	1	2	3	4	5	6	7
64 Gallon	$42.40	$74.80	$107.20	$139.60	$172.00	$204.40	$236.80
300 Gallon	$65.06	$114.63	$158.66	$208.23	$257.78	$307.33	$356.89
1 YD	$78.39	$139.33	$200.25	$261.18	$322.10	$383.01	$443.96
1.5 YD	$84.54	$151.58	$218.63	$285.68	$352.71	$419.75	$468.19
2 YD	$99.25	$181.04	$262.83	$344.63	$426.38	$508.16	$589.95

Scenario 3, no LAP (8%) Effective January 1, 2020

Solid Waste Compactor Collection Rates

Bin Size	Frequency of Weekly Pickup						
	1	2	3	4	5	6	7
2 YD	$186.34	$338.76	$491.20	$643.64	$796.00	$948.42	$1,100.88
3 YD	$202.64	$371.40	$540.12	$708.86	$877.58	$1,046.10	$1,215.08
4 YD	$217.00	$400.22	$583.46	$766.64	$949.86	$1,133.06	$1,316.26

Roll Off Rates

10 Cubic Yards (16' x 8' x 3')

20 Cubic Yards (16' x 6' x 5')

30 Cubic Yards (18' x 8' x 6')

MOVE CONTAINER FEE after intial placement. Customers must give specific placement instructions, or have a spotter on site.	$66.38
SCHEDULED PICK-UPS per empty plus actual landfill charges. No container rental fee and MUST KEEP Roll Off bin for at least 90 days to qualify for scheduled pick-ups.	$187.22
UNSCHEDULED PICK-UPS per empty plus actual landfill charges plus oer day container charge as shown below.	$222.86
Daily Container Rental Charge for Unscheduled Service	$5.11
UNSCHEDULED PICK-UPS additional fee for nights, weekends, or holidays	$118.80

Temporary Construction Recycle Rates (Service < 90 Days, includes Delivery & Removal)

1 YD	$194.71
1.5 YD	$199.63
2 YD	$211.40
3 YD	$218.40
4 YD	$225.41
6 YD	$239.41
8 YD	$253.42

Special Service Rates

Subscription Item	Rate	Frequency of Charge
Can/Bin Cleaning	$25.00	/Request
Can/Bin Re-Deliver Fee (after removal for missed payments)	$25.00	/Occurrence
Rear Loader Bulky Waste Pickup	$25.00	/Request
Roll-Off Overweight Charge	$200.00	/Occurrence
Commercial Recycling Contamination Fee	$40.40	/Occurrence + $1/CY
Return Fee	$40.00	/Occurrence

Scenario 3, no LAP (8%) Effective January 1, 2021
Residential Collection Rates

Subscription Item	2020 Rate	2021 Rate
90 Gal Pack-out (Single Family Units)	$96.16	$109.62
64 Gal (Gray) Curbside (Single Family Unit & Multi Unit extra cans).	$25.92	$29.55
90 Gal Green Waste (Green) Container	$5.57	$6.35
64 Gal Recycling (Blue) Container	$5.59	$6.37
90 Gal Disabled Pack-out (Single Family Unit)	$25.92	$29.55
90 Gal Pack-out (Mobile home)	$92.54	$105.50
90 Gal Curbside (Mobile home)	$19.77	$22.54
Extra 64 Gal Refuse (Gray) Container single Residential only NOT MULTI UNITS	$16.41 per month	$18.71 per month
	$196.98 per year	$224.56 per year
Residential Go-Back Fee All Cans	$25.00	
Residential Special Pick Up Fee Any single can or All Cans (includes extra service or refilling of cans) Courtesy call back not allowed.	$25.00	
Contamination Fee (Garbage in Green or Blue can)	$25.00	

Commercial and Industrial Collection Rates

Solid Waste Collection Rates

Bin Size	Frequency of Weekly Pickup						
	1	2	3	4	5	6	7
300 Gallon	$74.51	$130.74	$186.97	$243.19	$299.42	$355.65	$411.88
1 YD	$88.49	$156.61	$224.75	$292.87	$361.01	$429.12	$497.26
1.5 YD	$95.34	$170.32	$245.29	$320.26	$395.22	$470.20	$545.17
2 YD	$111.80	$203.26	$294.72	$386.18	$477.60	$569.05	$660.53
3 YD	$121.58	$222.84	$324.07	$425.32	$526.55	$627.66	$729.05
4 YD	$130.20	$240.13	$350.08	$459.98	$569.92	$679.84	$789.76
6 YD	$150.96	$281.57	$412.15	$542.77	$673.33	$803.95	$934.55
8 YD	$170.52	$320.70	$470.88	$621.05	$771.24	$921.40	$1,071.58

Recycling Collection Rates

Bin Size	Frequency of Weekly Pickup						
	1	2	3	4	5	6	7
300 Gallon	$64.86	$112.44	$154.72	$202.30	$249.86	$297.43	$345.01
1 YD	$77.65	$136.15	$194.64	$253.13	$311.62	$370.09	$428.60
1.5 YD	$83.56	$147.91	$212.28	$276.65	$341.00	$405.36	$451.86
2 YD	$97.68	$176.20	$254.71	$333.24	$411.72	$490.24	$568.75
3 YD	$106.08	$193.01	$279.91	$366.84	$453.73	$540.65	$627.59
4 YD	$114.49	$209.81	$305.12	$400.44	$495.76	$591.07	$686.39
6 YD	$131.29	$243.43	$355.52	$467.68	$579.76	$691.90	$804.00
8 YD	$148.10	$277.02	$402.05	$534.88	$663.80	$792.72	$921.66

Organics Collection Rates

Bin Size	Frequency of Weekly Pickup						
	1	2	3	4	5	6	7
64 Gallon	$50.88	$89.76	$128.64	$167.52	$206.40	$245.28	$284.16
300 Gallon	$78.08	$137.55	$190.40	$249.87	$309.33	$368.79	$428.27
1 YD	$94.07	$167.19	$240.30	$313.41	$386.52	$459.62	$532.76
1.5 YD	$101.45	$181.89	$262.35	$342.81	$423.26	$503.70	$561.83
2 YD	$119.10	$217.25	$315.39	$413.55	$511.65	$609.80	$707.94

Scenario 3, no LAP (8%) Effective January 1, 2021

Solid Waste Compactor Collection Rates

Bin Size	Frequency of Weekly Pickup						
	1	2	3	4	5	6	7
2 YD	$223.61	$406.51	$589.44	$772.37	$955.20	$1,138.10	$1,321.06
3 YD	$243.17	$445.68	$648.14	$850.63	$1,053.10	$1,255.32	$1,458.10
4 YD	$260.40	$480.26	$700.15	$919.97	$1,139.83	$1,359.67	$1,579.51

Roll Off Rates

10 Cubic Yards (16' x 8' x 3')

20 Cubic Yards (16' x 6' x 5')

30 Cubic Yards (18' x 8' x 6')

MOVE CONTAINER FEE after intial placement. Customers must give specific placement instructions, or have a spotter on site.	$79.66
SCHEDULED PICK-UPS per empty plus actual landfill charges. No container rental fee and MUST KEEP Roll Off bin for at least 90 days to qualify for scheduled pick-ups.	$224.66
UNSCHEDULED PICK-UPS per empty plus actual landfill charges plus oer day container charge as shown below.	$267.43
Daily Container Rental Charge for Unscheduled Service	$6.13
UNSCHEDULED PICK-UPS additional fee for nights, weekends, or holidays	$142.56

Temporary Construction Recycle Rates (Service < 90 Days, includes Delivery & Removal)

1 YD	$233.65
1.5 YD	$239.56
2 YD	$253.68
3 YD	$262.08
4 YD	$270.49
6 YD	$287.29
8 YD	$304.10

Special Service Rates

Subscription Item	Rate	Frequency of Charge
Can/Bin Cleaning	$25.00	/Request
Can/Bin Re-Deliver Fee (after removal for missed payments)	$25.00	/Occurrence
Rear Loader Bulky Waste Pickup	$25.00	/Request
Roll-Off Overweight Charge	$240.00	/Occurrence
Commercial Recycling Contamination Fee	$48.48	/Occurrence + $1/CY
Return Fee	$48.00	/Occurrence

Scenario 3, no LAP (8%) Effective January 1, 2022
Residential Collection Rates

Subscription Item	2021 Rate	2022 Rate
90 Gal Pack-out (Single Family Units)	$109.62	$120.58
64 Gal (Gray) Curbside (Single Family Unit & Multi Unit extra cans).	$29.55	$32.50
90 Gal Green Waste (Green) Container	$6.35	$6.98
64 Gal Recycling (Blue) Container	$6.37	$7.01
90 Gal Disabled Pack-out (Single Family Unit)	$29.55	$32.50
90 Gal Pack-out (Mobile home)	$105.50	$116.05
90 Gal Curbside (Mobile home)	$22.54	$24.79
Extra 64 Gal Refuse (Gray) Container single Residential only NOT MULTI UNITS	$18.71 per month	$20.58 per month
	$224.56 per year	$247.01 per year
Residential Go-Back Fee All Cans	$25.00	
Residential Special Pick Up Fee Any single can or All Cans (includes extra service or refilling of cans) Courtesy call back not allowed.	$25.00	
Contamination Fee (Garbage in Green or Blue can)	$25.00	

Commercial and Industrial Collection Rates

Solid Waste Collection Rates

Bin Size	Frequency of Weekly Pickup						
	1	2	3	4	5	6	7
300 Gallon	$86.43	$151.65	$216.88	$282.10	$347.32	$412.55	$477.78
1 YD	$102.65	$181.67	$260.71	$339.73	$418.77	$497.78	$576.82
1.5 YD	$110.59	$197.57	$284.54	$371.50	$458.46	$545.43	$632.40
2 YD	$129.69	$235.78	$341.88	$447.97	$554.02	$660.10	$766.21
3 YD	$141.04	$258.49	$375.92	$493.37	$610.80	$728.09	$845.70
4 YD	$151.03	$278.55	$406.09	$533.58	$661.10	$788.61	$916.12
6 YD	$175.11	$326.62	$478.10	$629.62	$781.07	$932.58	$1,084.08
8 YD	$197.80	$372.01	$546.22	$720.42	$894.64	$1,068.82	$1,243.03

Recycling Collection Rates

Bin Size	Frequency of Weekly Pickup						
	1	2	3	4	5	6	7
300 Gallon	$75.24	$130.43	$179.47	$234.66	$289.84	$345.02	$400.21
1 YD	$90.08	$157.94	$225.78	$293.63	$361.47	$429.31	$497.18
1.5 YD	$96.92	$171.58	$246.24	$320.91	$395.56	$470.22	$524.16
2 YD	$113.31	$204.39	$295.47	$386.56	$477.60	$568.67	$659.75
3 YD	$123.05	$223.89	$324.70	$425.53	$526.33	$627.15	$728.00
4 YD	$132.81	$243.38	$353.94	$464.51	$575.08	$685.64	$796.21
6 YD	$152.30	$282.38	$412.41	$542.50	$672.52	$802.60	$932.64
8 YD	$171.80	$321.34	$466.38	$620.46	$770.01	$919.56	$1,069.13

Organics Collection Rates

Bin Size	Frequency of Weekly Pickup						
	1	2	3	4	5	6	7
64 Gallon	$59.02	$104.12	$149.22	$194.32	$239.42	$284.52	$329.63
300 Gallon	$90.57	$159.56	$220.86	$289.85	$358.82	$427.80	$496.79
1 YD	$109.12	$193.94	$278.75	$363.56	$448.36	$533.15	$618.00
1.5 YD	$117.68	$210.99	$304.33	$397.66	$490.98	$584.29	$651.72
2 YD	$138.16	$252.00	$365.85	$479.72	$593.51	$707.36	$821.21

Scenario 3, no LAP (8%) Effective January 1, 2022

Solid Waste Compactor Collection Rates

Bin Size	Frequency of Weekly Pickup						
	1	2	3	4	5	6	7
2 YD	$259.39	$471.55	$683.75	$895.95	$1,108.03	$1,320.20	$1,532.42
3 YD	$282.07	$516.99	$751.85	$986.73	$1,221.59	$1,456.17	$1,691.39
4 YD	$302.06	$557.11	$812.18	$1,067.16	$1,322.21	$1,577.22	$1,832.23

Roll Off Rates

10 Cubic Yards (16' x 8' x 3')

20 Cubic Yards (16' x 6' x 5')

30 Cubic Yards (18' x 8' x 6')

MOVE CONTAINER FEE after intial placement. Customers must give specific placement instructions, or have a spotter on site.	$92.40
SCHEDULED PICK-UPS per empty plus actual landfill charges. No container rental fee and MUST KEEP Roll Off bin for at least 90 days to qualify for scheduled pick-ups.	$260.61
UNSCHEDULED PICK-UPS per empty plus actual landfill charges plus oer day container charge as shown below.	$310.22
Daily Container Rental Charge for Unscheduled Service	$7.11
UNSCHEDULED PICK-UPS additional fee for nights, weekends, or holidays	$165.37

Temporary Construction Recycle Rates (Service < 90 Days, includes Delivery & Removal)

1 YD	$271.04
1.5 YD	$277.88
2 YD	$294.27
3 YD	$304.01
4 YD	$313.77
6 YD	$333.26
8 YD	$352.76

Special Service Rates

Subscription Item	Rate	Frequency of Charge
Can/Bin Cleaning	$25.00	/Request
Can/Bin Re-Deliver Fee (after removal for missed payments)	$25.00	/Occurrence
Rear Loader Bulky Waste Pickup	$25.00	/Request
Roll-Off Overweight Charge	$278.40	/Occurrence
Commercial Recycling Contamination Fee	$56.24	/Occurrence + $1/CY
Return Fee	$55.68	/Occurrence

Scenario 3, no LAP (8%) Effective January 1, 2023
Residential Collection Rates

Subscription Item	2022 Rate	2023 Rate
90 Gal Pack-out (Single Family Units)	$120.58	$131.44
64 Gal (Gray) Curbside (Single Family Unit & Multi Unit extra cans).	$32.50	$35.43
90 Gal Green Waste (Green) Container	$6.98	$7.61
64 Gal Recycling (Blue) Container	$7.01	$7.64
90 Gal Disabled Pack-out (Single Family Unit)	$32.50	$35.43
90 Gal Pack-out (Mobile home)	$116.05	$126.49
90 Gal Curbside (Mobile home)	$24.79	$27.02
Extra 64 Gal Refuse (Gray) Container single Residential only NOT MULTI UNITS	$20.58 per month	$22.43 per month
	$247.01 per year	$269.24 per year
Residential Go-Back Fee All Cans	$25.00	
Residential Special Pick Up Fee Any single can or All Cans (includes extra service or refilling of cans) Courtesy call back not allowed.	$25.00	
Contamination Fee (Garbage in Green or Blue can)	$25.00	

Commercial and Industrial Collection Rates

Solid Waste Collection Rates

Bin Size	Frequency of Weekly Pickup						
	1	2	3	4	5	6	7
300 Gallon	$99.39	$174.40	$249.42	$324.42	$399.42	$474.43	$549.45
1 YD	$118.04	$208.92	$299.81	$390.69	$481.58	$572.45	$663.34
1.5 YD	$127.18	$227.20	$327.22	$427.22	$527.22	$627.24	$727.26
2 YD	$149.15	$271.14	$393.16	$515.17	$637.12	$759.12	$881.14
3 YD	$162.19	$297.27	$432.31	$567.37	$702.42	$837.30	$972.55
4 YD	$173.69	$320.34	$467.00	$613.62	$760.27	$906.90	$1,053.53
6 YD	$201.38	$375.61	$549.81	$724.06	$898.22	$1,072.47	$1,246.69
8 YD	$227.47	$427.81	$628.15	$828.48	$1,028.83	$1,229.14	$1,429.48

Recycling Collection Rates

Bin Size	Frequency of Weekly Pickup						
	1	2	3	4	5	6	7
300 Gallon	$86.52	$149.99	$206.39	$269.86	$333.32	$396.77	$460.25
1 YD	$103.59	$181.63	$259.65	$337.67	$415.70	$493.70	$571.76
1.5 YD	$111.46	$197.31	$283.18	$369.05	$454.90	$540.75	$602.78
2 YD	$130.31	$235.05	$339.79	$444.54	$549.23	$653.97	$758.72
3 YD	$141.51	$257.47	$373.40	$489.36	$605.28	$721.22	$837.20
4 YD	$152.73	$279.88	$407.04	$534.19	$661.34	$788.49	$915.64
6 YD	$175.14	$324.74	$474.27	$623.88	$773.39	$922.99	$1,072.54
8 YD	$197.57	$369.54	$536.33	$713.52	$885.51	$1,057.49	$1,229.49

Organics Collection Rates

Bin Size	Frequency of Weekly Pickup						
	1	2	3	4	5	6	7
64 Gallon	$67.87	$119.74	$171.61	$223.47	$275.34	$327.20	$379.07
300 Gallon	$104.15	$183.49	$253.99	$333.33	$412.65	$491.97	$571.31
1 YD	$125.48	$223.03	$320.56	$418.09	$515.62	$613.13	$710.70
1.5 YD	$135.33	$242.64	$349.97	$457.31	$564.62	$671.94	$749.47
2 YD	$158.88	$289.80	$420.73	$551.68	$682.54	$813.47	$944.39

Scenario 3, no LAP (8%) Effective January 1, 2023

Solid Waste Compactor Collection Rates

Bin Size	Frequency of Weekly Pickup						
	1	2	3	4	5	6	7
2 YD	$298.29	$542.29	$786.31	$1,030.34	$1,274.24	$1,518.23	$1,762.29
3 YD	$324.39	$594.54	$864.62	$1,134.74	$1,404.83	$1,674.60	$1,945.10
4 YD	$347.37	$640.67	$934.00	$1,227.24	$1,520.54	$1,813.80	$2,107.07

Roll Off Rates

10 Cubic Yards (16' x 8' x 3')	
20 Cubic Yards (16' x 6' x 5')	
30 Cubic Yards (18' x 8' x 6')	
MOVE CONTAINER FEE after intial placement. Customers must give specific placement instructions, or have a spotter on site.	$106.26
SCHEDULED PICK-UPS per empty plus actual landfill charges. No container rental fee and MUST KEEP Roll Off bin for at least 90 days to qualify for scheduled pick-ups.	$299.70
UNSCHEDULED PICK-UPS per empty plus actual landfill charges plus oer day container charge as shown below.	$356.75
Daily Container Rental Charge for Unscheduled Service	$8.18
UNSCHEDULED PICK-UPS additional fee for nights, weekends, or holidays	$190.18

Temporary Construction Recycle Rates (Service < 90 Days, includes Delivery & Removal)

1 YD	$311.69
1.5 YD	$319.57
2 YD	$338.41
3 YD	$349.61
4 YD	$360.84
6 YD	$383.25
8 YD	$405.67

Special Service Rates

Subscription Item	Rate	Frequency of Charge
Can/Bin Cleaning	$25.00	/Request
Can/Bin Re-Deliver Fee (after removal for missed payments)	$25.00	/Occurrence
Rear Loader Bulky Waste Pickup	$25.00	/Request
Roll-Off Overweight Charge	$320.16	/Occurrence
Commercial Recycling Contamination Fee	$64.67	/Occurrence + $1/CY
Return Fee	$64.03	/Occurrence

Scenario 3, no LAP (8%) Effective January 1, 2024
Residential Collection Rates

Subscription Item	2023 Rate	2024 Rate
90 Gal Pack-out (Single Family Units)	$131.44	$136.69
64 Gal (Gray) Curbside (Single Family Unit & Multi Unit extra cans).	$35.43	$36.85
90 Gal Green Waste (Green) Container	$7.61	$7.92
64 Gal Recycling (Blue) Container	$7.64	$7.95
90 Gal Disabled Pack-out (Single Family Unit)	$35.43	$36.85
90 Gal Pack-out (Mobile home)	$126.49	$131.55
90 Gal Curbside (Mobile home)	$27.02	$28.10
Extra 64 Gal Refuse (Gray) Container single Residential only NOT MULTI UNITS	$22.43 per month	$23.33 per month
	$269.24 per year	$280.01 per year
Residential Go-Back Fee All Cans	$25.00	
Residential Special Pick Up Fee Any single can or All Cans (includes extra service or refilling of cans) Courtesy call back not allowed.	$25.00	
Contamination Fee (Garbage in Green or Blue can)	$25.00	

Commercial and Industrial Collection Rates

Solid Waste Collection Rates

Bin Size	Frequency of Weekly Pickup						
	1	2	3	4	5	6	7
300 Gallon	$103.37	$181.38	$259.39	$337.39	$415.40	$493.41	$571.42
1 YD	$122.76	$217.28	$311.81	$406.32	$500.85	$595.34	$689.87
1.5 YD	$132.27	$236.29	$340.31	$444.31	$548.31	$652.33	$756.35
2 YD	$155.11	$281.99	$408.88	$535.78	$662.60	$789.48	$916.39
3 YD	$168.68	$309.16	$449.60	$590.07	$730.51	$870.79	$1,011.45
4 YD	$180.63	$333.15	$485.68	$638.16	$790.68	$943.18	$1,095.68
6 YD	$209.44	$390.64	$571.80	$753.02	$934.15	$1,115.37	$1,296.55
8 YD	$236.57	$444.93	$653.28	$861.62	$1,069.99	$1,278.31	$1,486.66

Recycling Collection Rates

Bin Size	Frequency of Weekly Pickup						
	1	2	3	4	5	6	7
300 Gallon	$89.98	$155.99	$214.65	$280.66	$346.65	$412.65	$478.66
1 YD	$107.73	$188.89	$270.04	$351.18	$432.32	$513.45	$594.63
1.5 YD	$115.92	$205.21	$294.51	$383.81	$473.10	$562.38	$626.89
2 YD	$135.52	$244.45	$353.38	$462.32	$571.20	$680.13	$789.06
3 YD	$147.17	$267.77	$388.34	$508.94	$629.49	$750.07	$870.69
4 YD	$158.84	$291.08	$423.32	$555.55	$687.79	$820.03	$952.27
6 YD	$182.15	$337.73	$493.24	$648.83	$804.33	$959.91	$1,115.44
8 YD	$205.47	$384.33	$557.79	$742.07	$920.94	$1,099.79	$1,278.67

Organics Collection Rates

Bin Size	Frequency of Weekly Pickup						
	1	2	3	4	5	6	7
64 Gallon	$70.59	$124.53	$178.47	$232.41	$286.35	$340.29	$394.23
300 Gallon	$108.32	$190.83	$264.15	$346.66	$429.15	$511.64	$594.16
1 YD	$130.50	$231.95	$333.38	$434.81	$536.24	$637.65	$739.12
1.5 YD	$140.74	$252.35	$363.97	$475.60	$587.21	$698.81	$779.45
2 YD	$165.23	$301.40	$437.56	$573.74	$709.84	$846.01	$982.17

Scenario 3, no LAP (8%) Effective January 1, 2024

Solid Waste Compactor Collection Rates

Bin Size	Frequency of Weekly Pickup						
	1	2	3	4	5	6	7
2 YD	$310.22	$563.98	$817.77	$1,071.55	$1,325.21	$1,578.96	$1,832.78
3 YD	$337.36	$618.32	$899.21	$1,180.13	$1,461.02	$1,741.58	$2,022.90
4 YD	$361.27	$666.30	$971.36	$1,276.33	$1,581.36	$1,886.35	$2,191.35

Roll Off Rates

10 Cubic Yards (16' x 8' x 3')

20 Cubic Yards (16' x 6' x 5')

30 Cubic Yards (18' x 8' x 6')

MOVE CONTAINER FEE after intial placement. Customers must give specific placement instructions, or have a spotter on site.	$110.51
SCHEDULED PICK-UPS per empty plus actual landfill charges. No container rental fee and MUST KEEP Roll Off bin for at least 90 days to qualify for scheduled pick-ups.	$311.69
UNSCHEDULED PICK-UPS per empty plus actual landfill charges plus oer day container charge as shown below.	$371.02
Daily Container Rental Charge for Unscheduled Service	$8.51
UNSCHEDULED PICK-UPS additional fee for nights, weekends, or holidays	$197.78

Temporary Construction Recycle Rates (Service < 90 Days, includes Delivery & Removal)

1 YD	$324.16
1.5 YD	$332.35
2 YD	$351.95
3 YD	$363.60
4 YD	$375.27
6 YD	$398.58
8 YD	$421.90

Special Service Rates

Subscription Item	Rate	Frequency of Charge
Can/Bin Cleaning	$25.00	/Request
Can/Bin Re-Deliver Fee (after removal for missed payments)	$25.00	/Occurrence
Rear Loader Bulky Waste Pickup	$25.00	/Request
Roll-Off Overweight Charge	$332.97	/Occurrence
Commercial Recycling Contamination Fee	$67.26	/Occurrence + $1/CY
Return Fee	$66.59	/Occurrence

City of Merced

Scenario 3, no LAP (16%)

10-Year Financial Plan Summary

Income and Expense Detail				Actual					Budgeted	Forecast									
				2013 - 2014	2014 - 2015	2015 - 2016	2016 - 2017	2017 - 2018	2018 - 2019	2019 - 2020	2020 - 2021	2021 - 2022	2022 - 2023	2023 - 2024	2024 - 2025	2025 - 2026	2026 - 2027	2027 - 2028	2028 - 2029
Beginning Fund 558 Balance				6,276,764	6,020,954	$ 6,306,524	$ 6,438,741	$ 7,160,069	$ 7,334,000	$ 5,127,000	$ 2,606,000	$ 2,892,000	$ 3,472,000	$ 3,498,000	$ 3,970,000	$ 6,213,000	$ 7,756,000	$ 8,580,000	$ 8,660,000
Beginning Fund 562 Balance				214,085	243,884	285,313	343,130	128,914	208,000	289,000	371,000	456,000	534,000	612,000	682,000	613,000	539,000	460,000	376,000
Beginning Fund 674 Balance				294,416	1,132,186	1,989,635	2,785,071	3,685,609	4,596,000	4,738,000	4,300,000	3,855,000	3,667,000	5,183,000	6,183,000	6,662,000	7,876,000	9,277,000	10,243,000
Fund 558 Ending Fund Balance as % of Operating Expenses				*49%*	*53%*	*51%*	*57%*	*54%*	*32%*	*15%*	*16%*	*18%*	*16%*	*17%*	*29%*	*34%*	*37%*	*36%*	*32%*
Recommended Annual Residential Service Charge Adjustment (Effective July 1 of each FY)										**0.00%**	**20.00%**	**5.00%**	**5.00%**	**5.00%**	**0.00%**	**0.00%**	**0.00%**	**0.00%**	**0.00%**
Recommended Annual Commercial Service Charge Adjustment (Effective July 1 of each FY)										**0.00%**	**35.00%**	**10.00%**	**10.00%**	**10.00%**	**0.00%**	**0.00%**	**0.00%**	**0.00%**	**0.00%**
Income	**Fund 558**		Service Charges	11,685,601	11,914,252	12,326,087	12,856,164	13,409,066	13,743,714	14,130,000	18,209,000	19,918,000	21,789,000	23,784,000	23,784,000	23,784,000	23,784,000	23,784,000	23,784,000
			Other Revenues	440,834	375,889	388,384	426,263	344,541	250,587	253,000	253,000	253,000	253,000	253,000	253,000	253,000	253,000	253,000	253,000
			Total Income Fund 558	**12,126,435**	**12,290,141**	**12,714,471**	**13,282,427**	**13,753,607**	**13,994,301**	**14,383,000**	**18,462,000**	**20,171,000**	**22,042,000**	**24,037,000**	**24,037,000**	**24,037,000**	**24,037,000**	**24,037,000**	**24,037,000**
	Fund 562		Building Permit Surcharge	11,605	32,481	49,416	78,870	161,986	191,905	263,188	277,040	249,336	249,336	221,632	87,000	87,000	87,000	87,000	87,000
			Other	18,194	8,948	8,401	11,438	10,783	7,540	11,000	11,000	11,000	11,000	11,000	11,000	11,000	11,000	11,000	11,000
			Total Income Fund 562	**29,799**	**41,429**	**57,817**	**90,308**	**172,769**	**199,445**	**274,188**	**288,040**	**260,336**	**260,336**	**232,632**	**98,000**	**98,000**	**98,000**	**98,000**	**98,000**
	Fund 674		Vehicle Replacement Fund	837,770	857,449	795,436	900,538	910,301	1,062,744	1,143,204	1,337,981	1,538,029	1,863,114	2,110,498	2,150,498	2,193,498	2,237,498	2,282,498	2,328,498
			Total Income Fund 674	**837,770**	**857,449**	**795,436**	**900,538**	**910,301**	**1,062,744**	**1,143,204**	**1,337,981**	**1,538,029**	**1,863,114**	**2,110,498**	**2,150,498**	**2,193,498**	**2,237,498**	**2,282,498**	**2,328,498**
Expenses	**Fund 558**	**Refuse**	Subtotal Refuse Personnel Services	2,472,065	2,490,078	2,583,144	2,635,558	2,924,376	3,196,892	3,421,000	3,624,000	3,829,000	4,044,000	4,261,000	4,409,000	4,563,000	4,723,000	4,890,000	5,062,000
			532 25-0 Tipping Fees	2,118,712	2,187,013	2,438,687	2,523,412	2,508,593	2,759,452	2,939,000	3,132,000	3,328,000	3,535,000	3,745,000	3,895,000	4,051,000	4,213,000	4,382,000	4,557,000
			532 23-0 Vehicle Operations/Maint	1,110,191	1,101,413	1,138,477	1,019,086	1,097,721	1,231,957	1,300,000	1,372,000	1,444,000	1,519,000	1,594,000	1,642,000	1,691,000	1,742,000	1,794,000	1,848,000
			532 32-0 Vehicle Replacement Fee	531,217	538,293	477,965	511,941	515,420	600,682	634,000	669,000	704,000	741,000	777,000	800,000	824,000	849,000	874,000	900,000
			All Other Refuse Supplies and Services	644,209	713,179	686,543	658,762	680,229	769,154	812,000	857,000	902,000	948,000	994,000	1,022,000	1,052,000	1,082,000	1,113,000	1,144,000
			Subtotal Refuse Administrative	339,791	382,820	384,619	410,473	478,557	542,906	559,000	576,000	594,000	614,000	634,000	654,000	674,000	694,000	716,000	738,000
			Subtotal Refuse Capital Improvement Projects	153,268	39,963	388,799	-	-	1,264,913	-	-	-	-	-	-	-	-	-	-
			Subtotal Refuse Machinery/Equip	49,060	-	17,069	-	409,491	136,160	144,000	152,000	160,000	168,000	176,000	181,000	186,000	192,000	198,000	204,000
			Subtotal Refuse Interdepartmental	661,995	697,119	703,493	689,722	705,492	733,942	756,000	778,000	802,000	826,000	851,000	876,000	903,000	930,000	957,000	985,000
			Total Operating Expenses Refuse	**8,080,508**	**8,149,878**	**8,818,796**	**8,448,954**	**9,319,879**	**11,236,058**	**10,565,000**	**11,160,000**	**11,763,000**	**12,395,000**	**13,032,000**	**13,479,000**	**13,944,000**	**14,425,000**	**14,924,000**	**15,438,000**
		Fund 558 - Recycling	Subtotal Recycling Personnel Services	387,347	395,976	396,057	413,192	445,118	451,286	478,000	505,000	532,000	561,000	590,000	611,000	633,000	655,000	677,000	700,000
			532 25-0 Tipping Fees	60,000	58,793	54,335	45,681	34,422	37,864	40,000	441,000	469,000	498,000	528,000	549,000	571,000	594,000	618,000	643,000
			532 23-0 Vehicle Operations/Maint	191,109	157,062	121,671	157,790	195,853	179,965	190,000	201,000	212,000	223,000	234,000	241,000	248,000	255,000	263,000	271,000
			532 32-0 Vehicle Replacement Fee	51,009	82,564	113,700	123,284	123,284	132,793	140,000	148,000	156,000	164,000	172,000	177,000	182,000	187,000	193,000	199,000
			All Other Recycling Supplies and Services	65,892	81,954	92,616	98,813	94,167	141,057	147,000	156,000	165,000	174,000	183,000	188,000	193,000	198,000	203,000	208,000
			Subtotal Recycling Administrative	52,220	59,985	52,340	54,594	60,819	65,920	68,000	70,000	72,000	74,000	76,000	78,000	80,000	82,000	84,000	86,000
			Subtotal Recycling Machinery/Equip	15,462	10,214	6,941	13,642	27,684	24,290	26,000	27,000	28,000	29,000	30,000	31,000	32,000	33,000	34,000	35,000
			Subtotal Recycling Interdepartmental	65,243	65,798	29,611	30,001	30,729	30,786	32,000	33,000	34,000	35,000	36,000	37,000	38,000	39,000	40,000	41,000
			Total Operating Expenses Recycling	**888,282**	**912,346**	**867,271**	**936,997**	**1,012,075**	**1,063,961**	**1,121,000**	**1,581,000**	**1,668,000**	**1,758,000**	**1,849,000**	**1,912,000**	**1,977,000**	**2,043,000**	**2,112,000**	**2,183,000**
		Fund 558 - Green Waste	Subtotal Green Waste Personnel Services	280,951	305,937	270,207	310,295	313,783	348,399	370,000	392,000	414,000	438,000	462,000	478,000	496,000	514,000	532,000	551,000
			532 25-0 Tipping Fees	70,061	61,638	63,243	70,766	69,010	75,911	83,000	91,000	99,000	108,000	118,000	126,000	135,000	144,000	154,000	165,000
			532 23-0 Vehicle Operations/Maint	196,166	156,597	169,822	141,215	164,077	141,518	149,000	157,000	165,000	174,000	183,000	188,000	194,000	200,000	206,000	212,000
			532 32-0 Vehicle Replacement Fee	74,801	70,527	50,432	79,441	79,441	114,567	121,000	128,000	135,000	142,000	149,000	153,000	158,000	163,000	168,000	173,000
			All Other Green Waste Supplies and Services	39,349	47,879	40,448	40,307	48,749	135,055	143,000	150,000	157,000	165,000	173,000	178,000	183,000	188,000	193,000	198,000
			Subtotal Green Waste Administrative	44,107	49,839	44,386	45,408	50,132	55,397	57,000	59,000	61,000	63,000	65,000	67,000	69,000	71,000	73,000	75,000
			Subtotal Green Waste Machinery/Equip	-	-	-	-	-	14,250	-	-	-	-	-	-	-	-	-	-
			Subtotal Green Waste Interdepartmental	30,140	30,284	12,762	13,304	13,307	26,364	27,000	28,000	29,000	30,000	31,000	32,000	33,000	34,000	35,000	36,000
			Total Operating Expenses Green Waste	**735,575**	**722,701**	**651,300**	**700,736**	**738,499**	**911,461**	**950,000**	**1,005,000**	**1,060,000**	**1,120,000**	**1,181,000**	**1,222,000**	**1,268,000**	**1,314,000**	**1,361,000**	**1,410,000**
		Storm Drain	**Total Operating Expenses Storm Drains**	**673,424**	-	-	-	-	-	-	-	-	-	-	-	-	-	-	-
		Street Sweeping	**Total Operating Expenses Street Sweeping**	**1,364,448**	**1,304,014**	**1,279,231**	**1,366,380**	**1,442,453**	**1,394,984**	**1,466,000**	**1,543,000**	**1,620,000**	**1,701,000**	**1,782,000**	**1,839,000**	**1,899,000**	**1,960,000**	**2,021,000**	**2,086,000**
		Street Trees	**Total Operating Expenses Street Trees**	-	**756,128**	**872,679**	**839,022**	**1,027,563**	**1,169,501**	**1,232,000**	**1,299,000**	**1,365,000**	**1,434,000**	**1,502,000**	**1,549,000**	**1,599,000**	**1,650,000**	**1,703,000**	**1,757,000**
		Finance	**Total Operating Expenses Finance**	**640,008**	**159,504**	**92,977**	**269,010**	**39,000**	**425,739**	-	-	-	-	-	-	-	-	-	-
		Fund 558 - New Operating Expenses	Public Works Corporate Yard Phases I and II							-	219,270	500,000	1,000,000	1,789,056	-	-	-	-	-
			Public Works Corporate Yard Phase III (20 Year Amortization)							-	-	-	-	-	589,537	589,537	589,537	589,537	589,537
			Container Maintenance Shed							40,000	-	-	-	-	-	-	-	-	-
			Fleet Mind / ERP Finance System							576,795	179,195	179,195	2,400	2,400	2,400	2,400	2,400	2,400	2,400
			New Trucks (CARB compliance)							856,000	890,240	925,850	1,757,038	1,238,880	-	-	-	-	-
			New Vehicle Replacements							22,204	153,981	291,029	551,114	734,498	734,498	734,498	734,498	734,498	734,498
			New Employees							66,000	136,000	210,000	288,000	445,000	458,000	472,000	486,000	501,000	516,000
			Container Replacement							9,000	9,000	9,000	9,000	9,000	9,000	9,000	9,000	9,000	9,000
		New Operating Expenses	**Total New Operating Expenses**	-	-	-	-	-	-	**1,569,999**	**1,587,687**	**2,115,074**	**3,607,551**	**4,218,835**	**1,793,435**	**1,807,435**	**1,821,435**	**1,836,435**	**1,851,435**
			Total Operating Expenses Fund 558	**12,382,245**	**12,004,571**	**12,582,254**	**12,561,099**	**13,579,469**	**16,201,703**	**16,903,999**	**18,175,687**	**19,591,074**	**22,015,551**	**23,564,835**	**21,794,435**	**22,494,435**	**23,213,435**	**23,957,435**	**24,725,435**
	Fund 562		**Total Operating Expenses Fund 562**	-	-	-	**304,524**	**93,685**	**118,035**	**192,598**	**202,734**	**182,461**	**182,461**	**162,188**	**167,000**	**172,000**	**177,000**	**182,000**	**187,000**
	Fund 674		**Total Operating Expenses Fund 674**	-	-	-	-	-	**921,000**	**1,581,000**	**1,783,000**	**1,726,000**	**347,000**	**1,110,000**	**1,671,000**	**979,000**	**836,000**	**1,316,000**	**2,604,000**
Fund 558 Income less Operating Expenses				**(255,810)**	**285,570**	**132,217**	**721,328**	**174,138**	**(2,207,403)**	**(2,520,999)**	**286,313**	**579,926**	**26,449**	**472,165**	**2,242,565**	**1,542,565**	**823,565**	**79,565**	**(688,435)**
Fund 562 Income less Operating Expenses				**29,799**	**41,429**	**57,817**	**(214,216)**	**79,084**	**81,410**	**81,590**	**85,306**	**77,875**	**77,875**	**70,444**	**(69,000)**	**(74,000)**	**(79,000)**	**(84,000)**	**(89,000)**
Fund 674 Income less Operating Expenses				**837,770**	**857,449**	**795,436**	**900,538**	**910,301**	**141,744**	**(437,796)**	**(445,019)**	**(187,971)**	**1,516,114**	**1,000,498**	**479,498**	**1,214,498**	**1,401,498**	**966,498**	**(275,502)**
Fund 558 Ending Fund Balance as Percent of Operating Expenses				**49%**	**53%**	**51%**	**57%**	**54%**	**32%**	**15%**	**16%**	**18%**	**16%**	**17%**	**29%**	**34%**	**37%**	**36%**	**32%**

Current Rates: Effective January 1, 2019
Residential Collection rates

Subscription Item	2019 Rate
90 Gal Pack-out (Single Family Units)	$96.16
64 Gal (Gray) Curbside (Single Family Unit & Multi Unit extra cans).	$25.92
90 Gal Green Waste (Green) Container	$5.57
64 Gal Recycling (Blue) Container	$5.59
90 Gal Disabled Pack-out (Single Family Unit)	$25.92
90 Gal Pack-out (Mobile home)	$92.54
90 Gal Curbside (Mobile home)	$19.77
Extra 64 Gal Refuse (Gray) Container single Residential only NOT MULTI UNITS	$16.41 per month $196.98 per year
Residential Go-Back Fee All Cans	$25.00
Residential Special Pick Up Fee Any single can or All Cans (includes extra service or refilling of cans) Courtesy call back not allowed.	$25.00
Contamination Fee (Garbage in Green or Blue can)	$25.00

Commercial and Industrial Collection Rates

Solid Waste Collection Rates

Bin Size	Frequency of Weekly Pickup						
	1	2	3	4	5	6	7
300 Gallon	$52.09	$98.95	$145.81	$192.66	$239.51	$286.37	$333.23
1 YD	$63.74	$120.51	$177.29	$234.06	$290.84	$347.60	$404.38
1.5 YD	$69.45	$131.93	$194.41	$256.88	$319.35	$381.83	$444.31
2 YD	$83.17	$159.38	$235.60	$311.82	$388.00	$464.21	$540.44
3 YD	$91.32	$175.70	$260.06	$344.43	$428.79	$513.05	$597.54
4 YD	$98.50	$190.11	$281.73	$373.32	$464.93	$556.53	$648.13
6 YD	$115.80	$224.64	$333.46	$442.31	$551.11	$659.96	$768.79
8 YD	$132.10	$257.25	$382.40	$507.54	$632.70	$757.83	$882.98

Recycling Collection Rates

Bin Size	Frequency of Weekly Pickup						
	1	2	3	4	5	6	7
300 Gallon	$44.05	$83.70	$118.93	$158.58	$198.22	$237.86	$277.51
1 YD	$54.71	$103.46	$152.20	$200.94	$249.68	$298.41	$347.17
1.5 YD	$59.63	$113.26	$166.90	$220.54	$274.17	$327.80	$366.55
2 YD	$71.40	$136.83	$202.26	$267.70	$333.10	$398.53	$463.96
3 YD	$78.40	$150.84	$223.26	$295.70	$368.11	$440.54	$512.99
4 YD	$85.41	$164.84	$244.27	$323.70	$403.13	$482.56	$561.99
6 YD	$99.41	$192.86	$286.27	$379.73	$473.13	$566.58	$660.00
8 YD	$113.42	$220.85	$280.53	$435.73	$543.17	$650.60	$758.05

Organics Collection Rates

Bin Size	Frequency of Weekly Pickup						
	1	2	3	4	5	6	7
64 Gallon	$32.40	$64.80	$97.20	$129.60	$162.00	$194.40	$226.80
300 Gallon	$55.06	$104.63	$148.66	$198.23	$247.78	$297.33	$346.89
1 YD	$68.39	$129.33	$190.25	$251.18	$312.10	$373.01	$433.96
1.5 YD	$74.54	$141.58	$208.63	$275.68	$342.71	$409.75	$458.19
2 YD	$89.25	$171.04	$252.83	$334.63	$416.38	$498.16	$579.95

Current Rates: Effective January 1, 2019

Solid Waste Compactor Collection Rates

Bin Size	Frequency of Weekly Pickup						
	1	2	3	4	5	6	7
2 YD	$166.34	$318.76	$471.20	$623.64	$776.00	$928.42	$1,080.88
3 YD	$182.64	$351.40	$520.12	$688.86	$857.58	$1,026.10	$1,195.08
4 YD	$197.00	$380.22	$563.46	$746.64	$929.86	$1,113.06	$1,296.26

Roll Off Rates

10 Cubic Yards (16' x 8' x 3')

20 Cubic Yards (16' x 6' x 5')

30 Cubic Yards (18' x 8' x 6')

MOVE CONTAINER FEE after intial placement. Customers must give specific placement instructions, or have a spotter on site.	$66.38
SCHEDULED PICK-UPS per empty plus actual landfill charges. No container rental fee and MUST KEEP Roll Off bin for at least 90 days to qualify for scheduled pick-ups.	$187.22
UNSCHEDULED PICK-UPS per empty plus actual landfill charges plus oer day container charge as shown below.	$222.86
Daily Container Rental Charge for Unscheduled Service	$5.11
UNSCHEDULED PICK-UPS additional fee for nights, weekends, or holidays	$118.80

Temporary Construction Recycle Rates (Service < 90 Days, includes Delivery & Removal)

1 YD	$194.71
1.5 YD	$199.63
2 YD	$211.40
3 YD	$218.40
4 YD	$225.41
6 YD	$239.41
8 YD	$253.42

Special Service Rates

Subscription Item	Rate	Frequency of Charge
Can/Bin Cleaning	$25.00	/Request
Can/Bin Re-Deliver Fee (after removal for missed payments)	$25.00	/Occurrence
Rear Loader Bulky Waste Pickup	$25.00	/Request
Roll-Off Overweight Charge	$200.00	/Occurrence
Commercial Recycling Contamination Fee	$40.40	/Occurrence + $1/CY
Return Fee	$40.00	/Occurrence

Scenario 3, no LAP (16%) Effective January 1, 2020
Residential Collection Rates

Subscription Item	2019 Rate	2020 Rate
90 Gal Pack-out (Single Family Units)	$96.16	$96.16
64 Gal (Gray) Curbside (Single Family Unit & Multi Unit extra cans).	$25.92	$25.92
90 Gal Green Waste (Green) Container	$5.57	$5.57
64 Gal Recycling (Blue) Container	$5.59	$5.59
90 Gal Disabled Pack-out (Single Family Unit)	$25.92	$25.92
90 Gal Pack-out (Mobile home)	$92.54	$92.54
90 Gal Curbside (Mobile home)	$19.77	$19.77
Extra 64 Gal Refuse (Gray) Container single Residential only NOT MULTI UNITS	$16.41 per month	$16.41 per month
	$196.98 per year	$196.98 per year
Residential Go-Back Fee All Cans	$25.00	
Residential Special Pick Up Fee Any single can or All Cans (includes extra service or refilling of cans) Courtesy call back not allowed.	$25.00	
Contamination Fee (Garbage in Green or Blue can)	$25.00	

Commercial and Industrial Collection Rates

Solid Waste Collection Rates

Bin Size	Frequency of Weekly Pickup						
	1	2	3	4	5	6	7
300 Gallon	$62.09	$108.95	$155.81	$202.66	$249.51	$296.37	$343.23
1 YD	$73.74	$130.51	$187.29	$244.06	$300.84	$357.60	$414.38
1.5 YD	$79.45	$141.93	$204.41	$266.88	$329.35	$391.83	$454.31
2 YD	$93.17	$169.38	$245.60	$321.82	$398.00	$474.21	$550.44
3 YD	$101.32	$185.70	$270.06	$354.43	$438.79	$523.05	$607.54
4 YD	$108.50	$200.11	$291.73	$383.32	$474.93	$566.53	$658.13
6 YD	$125.80	$234.64	$343.46	$452.31	$561.11	$669.96	$778.79
8 YD	$142.10	$267.25	$392.40	$517.54	$642.70	$767.83	$892.98

Recycling Collection Rates

Bin Size	Frequency of Weekly Pickup						
	1	2	3	4	5	6	7
300 Gallon	$54.05	$93.70	$128.93	$168.58	$208.22	$247.86	$287.51
1 YD	$64.71	$113.46	$162.20	$210.94	$259.68	$308.41	$357.17
1.5 YD	$69.63	$123.26	$176.90	$230.54	$284.17	$337.80	$376.55
2 YD	$81.40	$146.83	$212.26	$277.70	$343.10	$408.53	$473.96
3 YD	$88.40	$160.84	$233.26	$305.70	$378.11	$450.54	$522.99
4 YD	$95.41	$174.84	$254.27	$333.70	$413.13	$492.56	$571.99
6 YD	$109.41	$202.86	$296.27	$389.73	$483.13	$576.58	$670.00
8 YD	$123.42	$230.85	$335.04	$445.73	$553.17	$660.60	$768.05

Organics Collection Rates

Bin Size	Frequency of Weekly Pickup						
	1	2	3	4	5	6	7
64 Gallon	$42.40	$74.80	$107.20	$139.60	$172.00	$204.40	$236.80
300 Gallon	$65.06	$114.63	$158.66	$208.23	$257.78	$307.33	$356.89
1 YD	$78.39	$139.33	$200.25	$261.18	$322.10	$383.01	$443.96
1.5 YD	$84.54	$151.58	$218.63	$285.68	$352.71	$419.75	$468.19
2 YD	$99.25	$181.04	$262.83	$344.63	$426.38	$508.16	$589.95

Scenario 3, no LAP (16%) Effective January 1, 2020

Solid Waste Compactor Collection Rates

Bin Size	Frequency of Weekly Pickup						
	1	2	3	4	5	6	7
2 YD	$186.34	$338.76	$491.20	$643.64	$796.00	$948.42	$1,100.88
3 YD	$202.64	$371.40	$540.12	$708.86	$877.58	$1,046.10	$1,215.08
4 YD	$217.00	$400.22	$583.46	$766.64	$949.86	$1,133.06	$1,316.26

Roll Off Rates

10 Cubic Yards (16' x 8' x 3')

20 Cubic Yards (16' x 6' x 5')

30 Cubic Yards (18' x 8' x 6')

MOVE CONTAINER FEE after intial placement. Customers must give specific placement instructions, or have a spotter on site.	$66.38
SCHEDULED PICK-UPS per empty plus actual landfill charges. No container rental fee and MUST KEEP Roll Off bin for at least 90 days to qualify for scheduled pick-ups.	$187.22
UNSCHEDULED PICK-UPS per empty plus actual landfill charges plus oer day container charge as shown below.	$222.86
Daily Container Rental Charge for Unscheduled Service	$5.11
UNSCHEDULED PICK-UPS additional fee for nights, weekends, or holidays	$118.80

Temporary Construction Recycle Rates (Service < 90 Days, includes Delivery & Removal)

1 YD	$194.71
1.5 YD	$199.63
2 YD	$211.40
3 YD	$218.40
4 YD	$225.41
6 YD	$239.41
8 YD	$253.42

Special Service Rates

Subscription Item	Rate	Frequency of Charge
Can/Bin Cleaning	$25.00	/Request
Can/Bin Re-Deliver Fee (after removal for missed payments)	$25.00	/Occurrence
Rear Loader Bulky Waste Pickup	$25.00	/Request
Roll-Off Overweight Charge	$200.00	/Occurrence
Commercial Recycling Contamination Fee	$40.40	/Occurrence + $1/CY
Return Fee	$40.00	/Occurrence

Scenario 3, no LAP (16%) Effective January 1, 2021
Residential Collection Rates

Subscription Item	2020 Rate	2021 Rate
90 Gal Pack-out (Single Family Units)	$96.16	$115.39
64 Gal (Gray) Curbside (Single Family Unit & Multi Unit extra cans).	$25.92	$31.10
90 Gal Green Waste (Green) Container	$5.57	$6.68
64 Gal Recycling (Blue) Container	$5.59	$6.71
90 Gal Disabled Pack-out (Single Family Unit)	$25.92	$31.10
90 Gal Pack-out (Mobile home)	$92.54	$111.05
90 Gal Curbside (Mobile home)	$19.77	$23.72
Extra 64 Gal Refuse (Gray) Container single Residential only NOT MULTI UNITS	$16.41 per month	$19.69 per month
	$196.98 per year	$236.38 per year
Residential Go-Back Fee All Cans	$25.00	
Residential Special Pick Up Fee Any single can or All Cans (includes extra service or refilling of cans) Courtesy call back not allowed.	$25.00	
Contamination Fee (Garbage in Green or Blue can)	$25.00	

Commercial and Industrial Collection Rates

Solid Waste Collection Rates

Bin Size	Frequency of Weekly Pickup						
	1	2	3	4	5	6	7
300 Gallon	$83.82	$147.08	$210.34	$273.59	$336.84	$400.10	$463.36
1 YD	$99.55	$176.19	$252.84	$329.48	$406.13	$482.76	$559.41
1.5 YD	$107.26	$191.61	$275.95	$360.29	$444.62	$528.97	$613.32
2 YD	$125.78	$228.66	$331.56	$434.46	$537.30	$640.18	$743.09
3 YD	$136.78	$250.70	$364.58	$478.48	$592.37	$706.12	$820.18
4 YD	$146.48	$270.15	$393.84	$517.48	$641.16	$764.82	$888.48
6 YD	$169.83	$316.76	$463.67	$610.62	$757.50	$904.45	$1,051.37
8 YD	$191.84	$360.79	$529.74	$698.68	$867.65	$1,036.57	$1,205.52

Recycling Collection Rates

Bin Size	Frequency of Weekly Pickup						
	1	2	3	4	5	6	7
300 Gallon	$72.97	$126.50	$174.06	$227.58	$281.10	$334.61	$388.14
1 YD	$87.36	$153.17	$218.97	$284.77	$350.57	$416.35	$482.18
1.5 YD	$94.00	$166.40	$238.82	$311.23	$383.63	$456.03	$508.34
2 YD	$109.89	$198.22	$286.55	$374.90	$463.19	$551.52	$639.85
3 YD	$119.34	$217.13	$314.90	$412.70	$510.45	$608.23	$706.04
4 YD	$128.80	$236.03	$343.26	$450.50	$557.73	$664.96	$772.19
6 YD	$147.70	$273.86	$399.96	$526.14	$652.23	$778.38	$904.50
8 YD	$166.62	$311.65	$452.30	$601.74	$746.78	$891.81	$1,036.87

Organics Collection Rates

Bin Size	Frequency of Weekly Pickup						
	1	2	3	4	5	6	7
64 Gallon	$57.24	$100.98	$144.72	$188.46	$232.20	$275.94	$319.68
300 Gallon	$87.83	$154.74	$214.19	$281.10	$348.00	$414.89	$481.80
1 YD	$105.82	$188.09	$270.34	$352.59	$434.84	$517.07	$599.35
1.5 YD	$114.13	$204.63	$295.14	$385.66	$476.16	$566.66	$632.05
2 YD	$133.99	$244.40	$354.81	$465.24	$575.61	$686.02	$796.43

Scenario 3, no LAP (16%) Effective January 1, 2021

Solid Waste Compactor Collection Rates

Bin Size	Frequency of Weekly Pickup						
	1	2	3	4	5	6	7
2 YD	$251.56	$457.33	$663.12	$868.91	$1,074.60	$1,280.37	$1,486.19
3 YD	$273.56	$501.39	$729.16	$956.96	$1,184.73	$1,412.24	$1,640.36
4 YD	$292.95	$540.30	$787.67	$1,034.96	$1,282.31	$1,529.63	$1,776.95

Roll Off Rates

10 Cubic Yards (16' x 8' x 3')

20 Cubic Yards (16' x 6' x 5')

30 Cubic Yards (18' x 8' x 6')

MOVE CONTAINER FEE after intial placement. Customers must give specific placement instructions, or have a spotter on site.	$89.61
SCHEDULED PICK-UPS per empty plus actual landfill charges. No container rental fee and MUST KEEP Roll Off bin for at least 90 days to qualify for scheduled pick-ups.	$252.75
UNSCHEDULED PICK-UPS per empty plus actual landfill charges plus oer day container charge as shown below.	$300.86
Daily Container Rental Charge for Unscheduled Service	$6.90
UNSCHEDULED PICK-UPS additional fee for nights, weekends, or holidays	$160.38

Temporary Construction Recycle Rates (Service < 90 Days, includes Delivery & Removal)

1 YD	$262.86
1.5 YD	$269.50
2 YD	$285.39
3 YD	$294.84
4 YD	$304.30
6 YD	$323.20
8 YD	$342.12

Special Service Rates

Subscription Item	Rate	Frequency of Charge
Can/Bin Cleaning	$25.00	/Request
Can/Bin Re-Deliver Fee (after removal for missed payments)	$25.00	/Occurrence
Rear Loader Bulky Waste Pickup	$25.00	/Request
Roll-Off Overweight Charge	$270.00	/Occurrence
Commercial Recycling Contamination Fee	$54.54	/Occurrence + $1/CY
Return Fee	$54.00	/Occurrence

Scenario 3, no LAP (16%) Effective January 1, 2022
Residential Collection Rates

Subscription Item	2021 Rate	2022 Rate
90 Gal Pack-out (Single Family Units)	$115.39	$121.16
64 Gal (Gray) Curbside (Single Family Unit & Multi Unit extra cans).	$31.10	$32.66
90 Gal Green Waste (Green) Container	$6.68	$7.02
64 Gal Recycling (Blue) Container	$6.71	$7.04
90 Gal Disabled Pack-out (Single Family Unit)	$31.10	$32.66
90 Gal Pack-out (Mobile home)	$111.05	$116.60
90 Gal Curbside (Mobile home)	$23.72	$24.91
Extra 64 Gal Refuse (Gray) Container single Residential only NOT MULTI UNITS	$19.69 per month	$20.68 per month
	$236.38 per year	$248.19 per year
Residential Go-Back Fee All Cans	$25.00	
Residential Special Pick Up Fee Any single can or All Cans (includes extra service or refilling of cans) Courtesy call back not allowed.	$25.00	
Contamination Fee (Garbage in Green or Blue can)	$25.00	

Commercial and Industrial Collection Rates

Solid Waste Collection Rates

Bin Size	Frequency of Weekly Pickup						
	1	2	3	4	5	6	7
300 Gallon	$92.20	$161.79	$231.37	$300.95	$370.53	$440.11	$509.70
1 YD	$109.50	$193.81	$278.13	$362.43	$446.75	$531.04	$615.35
1.5 YD	$117.98	$210.77	$303.55	$396.32	$489.08	$581.87	$674.65
2 YD	$138.36	$251.53	$364.72	$477.90	$591.03	$704.20	$817.40
3 YD	$150.46	$275.76	$401.04	$526.33	$651.60	$776.73	$902.20
4 YD	$161.12	$297.16	$433.22	$569.23	$705.27	$841.30	$977.32
6 YD	$186.81	$348.44	$510.04	$671.68	$833.25	$994.89	$1,156.50
8 YD	$211.02	$396.87	$582.71	$768.55	$954.41	$1,140.23	$1,326.08

Recycling Collection Rates

Bin Size	Frequency of Weekly Pickup						
	1	2	3	4	5	6	7
300 Gallon	$80.26	$139.14	$191.46	$250.34	$309.21	$368.07	$426.95
1 YD	$96.09	$168.49	$240.87	$313.25	$385.62	$457.99	$530.40
1.5 YD	$103.40	$183.04	$262.70	$342.35	$421.99	$501.63	$559.18
2 YD	$120.88	$218.04	$315.21	$412.38	$509.50	$606.67	$703.83
3 YD	$131.27	$238.85	$346.39	$453.96	$561.49	$669.05	$776.64
4 YD	$141.68	$259.64	$377.59	$495.54	$613.50	$731.45	$849.41
6 YD	$162.47	$301.25	$439.96	$578.75	$717.45	$856.22	$994.95
8 YD	$183.28	$342.81	$497.53	$661.91	$821.46	$980.99	$1,140.55

Organics Collection Rates

Bin Size	Frequency of Weekly Pickup						
	1	2	3	4	5	6	7
64 Gallon	$62.96	$111.08	$159.19	$207.31	$255.42	$303.53	$351.65
300 Gallon	$96.62	$170.22	$235.61	$309.21	$382.80	$456.38	$529.98
1 YD	$116.41	$206.90	$297.37	$387.84	$478.32	$568.77	$659.28
1.5 YD	$125.54	$225.09	$324.66	$424.23	$523.78	$623.33	$695.26
2 YD	$147.39	$268.84	$390.30	$511.77	$633.17	$754.62	$876.08

Scenario 3, no LAP (16%) Effective January 1, 2022

Solid Waste Compactor Collection Rates

Bin Size	Frequency of Weekly Pickup						
	1	2	3	4	5	6	7
2 YD	$276.71	$503.06	$729.43	$955.81	$1,182.06	$1,408.40	$1,634.81
3 YD	$300.92	$551.53	$802.08	$1,052.66	$1,303.21	$1,553.46	$1,804.39
4 YD	$322.25	$594.33	$866.44	$1,138.46	$1,410.54	$1,682.59	$1,954.65

Roll Off Rates

10 Cubic Yards (16' x 8' x 3')

20 Cubic Yards (16' x 6' x 5')

30 Cubic Yards (18' x 8' x 6')

MOVE CONTAINER FEE after intial placement. Customers must give specific placement instructions, or have a spotter on site.	$98.57
SCHEDULED PICK-UPS per empty plus actual landfill charges. No container rental fee and MUST KEEP Roll Off bin for at least 90 days to qualify for scheduled pick-ups.	$278.02
UNSCHEDULED PICK-UPS per empty plus actual landfill charges plus oer day container charge as shown below.	$330.95
Daily Container Rental Charge for Unscheduled Service	$7.59
UNSCHEDULED PICK-UPS additional fee for nights, weekends, or holidays	$176.42

Temporary Construction Recycle Rates (Service < 90 Days, includes Delivery & Removal)

1 YD	$289.14
1.5 YD	$296.45
2 YD	$313.93
3 YD	$324.32
4 YD	$334.73
6 YD	$355.52
8 YD	$376.33

Special Service Rates

Subscription Item	Rate	Frequency of Charge
Can/Bin Cleaning	$25.00	/Request
Can/Bin Re-Deliver Fee (after removal for missed payments)	$25.00	/Occurrence
Rear Loader Bulky Waste Pickup	$25.00	/Request
Roll-Off Overweight Charge	$297.00	/Occurrence
Commercial Recycling Contamination Fee	$59.99	/Occurrence + $1/CY
Return Fee	$59.40	/Occurrence

Scenario 3, no LAP (16%) Effective January 1, 2023
Residential Collection Rates

Subscription Item	2022 Rate	2023 Rate
90 Gal Pack-out (Single Family Units)	$121.16	$127.22
64 Gal (Gray) Curbside (Single Family Unit & Multi Unit extra cans).	$32.66	$34.29
90 Gal Green Waste (Green) Container	$7.02	$7.37
64 Gal Recycling (Blue) Container	$7.04	$7.40
90 Gal Disabled Pack-out (Single Family Unit)	$32.66	$34.29
90 Gal Pack-out (Mobile home)	$116.60	$122.43
90 Gal Curbside (Mobile home)	$24.91	$26.16
Extra 64 Gal Refuse (Gray) Container single Residential only NOT MULTI UNITS	$20.68 per month	$21.71 per month
	$248.19 per year	$260.60 per year
Residential Go-Back Fee All Cans	$25.00	
Residential Special Pick Up Fee Any single can or All Cans (includes extra service or refilling of cans) Courtesy call back not allowed.	$25.00	
Contamination Fee (Garbage in Green or Blue can)	$25.00	

Commercial and Industrial Collection Rates

Solid Waste Collection Rates

Bin Size	Frequency of Weekly Pickup						
	1	2	3	4	5	6	7
300 Gallon	$101.42	$177.97	$254.51	$331.05	$407.58	$484.12	$560.67
1 YD	$120.45	$213.19	$305.94	$398.67	$491.42	$584.14	$676.89
1.5 YD	$129.78	$231.84	$333.90	$435.95	$537.99	$640.05	$742.12
2 YD	$152.19	$276.68	$401.19	$525.69	$650.13	$774.62	$899.14
3 YD	$165.51	$303.34	$441.14	$578.96	$716.76	$854.40	$992.42
4 YD	$177.23	$326.88	$476.54	$626.15	$775.80	$925.43	$1,075.06
6 YD	$205.49	$383.28	$561.04	$738.85	$916.57	$1,094.38	$1,272.15
8 YD	$232.12	$436.55	$640.99	$845.40	$1,049.85	$1,254.25	$1,458.68

Recycling Collection Rates

Bin Size	Frequency of Weekly Pickup						
	1	2	3	4	5	6	7
300 Gallon	$88.29	$153.06	$210.61	$275.38	$340.13	$404.88	$469.65
1 YD	$105.70	$185.34	$264.95	$344.57	$424.19	$503.79	$583.44
1.5 YD	$113.74	$201.35	$288.97	$376.59	$464.19	$551.80	$615.09
2 YD	$132.97	$239.85	$346.73	$453.62	$560.45	$667.33	$774.21
3 YD	$144.40	$262.73	$381.03	$499.36	$617.64	$735.96	$854.30
4 YD	$155.85	$285.60	$415.35	$545.10	$674.85	$804.60	$934.35
6 YD	$178.72	$331.37	$483.96	$636.62	$789.19	$941.84	$1,094.45
8 YD	$201.61	$377.09	$547.29	$728.10	$903.60	$1,079.09	$1,254.61

Organics Collection Rates

Bin Size	Frequency of Weekly Pickup						
	1	2	3	4	5	6	7
64 Gallon	$69.26	$122.19	$175.11	$228.04	$280.96	$333.89	$386.81
300 Gallon	$106.28	$187.24	$259.18	$340.14	$421.08	$502.02	$582.98
1 YD	$128.05	$227.59	$327.11	$426.63	$526.15	$625.65	$725.21
1.5 YD	$138.09	$247.60	$357.12	$466.65	$576.16	$685.66	$764.78
2 YD	$162.12	$295.72	$429.32	$562.94	$696.48	$830.08	$963.68

Scenario 3, no LAP (16%) Effective January 1, 2023

Solid Waste Compactor Collection Rates

Bin Size	Frequency of Weekly Pickup						
	1	2	3	4	5	6	7
2 YD	$304.39	$553.36	$802.38	$1,051.39	$1,300.27	$1,549.24	$1,798.29
3 YD	$331.01	$606.68	$882.29	$1,157.92	$1,433.53	$1,708.80	$1,984.83
4 YD	$354.47	$653.76	$953.08	$1,252.31	$1,551.60	$1,850.85	$2,150.11

Roll Off Rates

10 Cubic Yards (16' x 8' x 3')

20 Cubic Yards (16' x 6' x 5')

30 Cubic Yards (18' x 8' x 6')

MOVE CONTAINER FEE after intial placement. Customers must give specific placement instructions, or have a spotter on site.	$108.43
SCHEDULED PICK-UPS per empty plus actual landfill charges. No container rental fee and MUST KEEP Roll Off bin for at least 90 days to qualify for scheduled pick-ups.	$305.82
UNSCHEDULED PICK-UPS per empty plus actual landfill charges plus oer day container charge as shown below.	$364.04
Daily Container Rental Charge for Unscheduled Service	$8.35
UNSCHEDULED PICK-UPS additional fee for nights, weekends, or holidays	$194.06

Temporary Construction Recycle Rates (Service < 90 Days, includes Delivery & Removal)

1 YD	$318.06
1.5 YD	$326.10
2 YD	$345.32
3 YD	$356.76
4 YD	$368.21
6 YD	$391.08
8 YD	$413.96

Special Service Rates

Subscription Item	Rate	Frequency of Charge
Can/Bin Cleaning	$25.00	/Request
Can/Bin Re-Deliver Fee (after removal for missed payments)	$25.00	/Occurrence
Rear Loader Bulky Waste Pickup	$25.00	/Request
Roll-Off Overweight Charge	$326.70	/Occurrence
Commercial Recycling Contamination Fee	$65.99	/Occurrence + $1/CY
Return Fee	$65.34	/Occurrence

Scenario 3, no LAP (16%) Effective January 1, 2024
Residential Collection Rates

Subscription Item	2023 Rate	2024 Rate
90 Gal Pack-out (Single Family Units)	$127.22	$133.58
64 Gal (Gray) Curbside (Single Family Unit & Multi Unit extra cans).	$34.29	$36.01
90 Gal Green Waste (Green) Container	$7.37	$7.74
64 Gal Recycling (Blue) Container	$7.40	$7.77
90 Gal Disabled Pack-out (Single Family Unit)	$34.29	$36.01
90 Gal Pack-out (Mobile home)	$122.43	$128.55
90 Gal Curbside (Mobile home)	$26.16	$27.46
Extra 64 Gal Refuse (Gray) Container single Residential only NOT MULTI UNITS	$21.71 per month	$22.80 per month
	$260.60 per year	$273.63 per year
Residential Go-Back Fee All Cans	$25.00	
Residential Special Pick Up Fee Any single can or All Cans (includes extra service or refilling of cans) Courtesy call back not allowed.	$25.00	
Contamination Fee (Garbage in Green or Blue can)	$25.00	

Commercial and Industrial Collection Rates

Solid Waste Collection Rates

Bin Size	Frequency of Weekly Pickup						
	1	2	3	4	5	6	7
300 Gallon	$111.56	$195.76	$279.96	$364.15	$448.34	$532.54	$616.74
1 YD	$132.50	$234.51	$336.53	$438.54	$540.56	$642.55	$744.58
1.5 YD	$142.76	$255.03	$367.29	$479.54	$591.79	$704.06	$816.33
2 YD	$167.41	$304.35	$441.31	$578.26	$715.15	$852.08	$989.06
3 YD	$182.06	$333.68	$485.26	$636.86	$788.44	$939.84	$1,091.66
4 YD	$194.96	$359.57	$524.20	$688.77	$853.38	$1,017.97	$1,182.56
6 YD	$226.04	$421.61	$617.15	$812.73	$1,008.23	$1,203.82	$1,399.37
8 YD	$255.33	$480.21	$705.08	$929.94	$1,154.84	$1,379.68	$1,604.55

Recycling Collection Rates

Bin Size	Frequency of Weekly Pickup						
	1	2	3	4	5	6	7
300 Gallon	$97.12	$168.36	$231.67	$302.91	$374.14	$445.37	$516.61
1 YD	$116.27	$203.87	$291.45	$379.03	$466.61	$554.17	$641.78
1.5 YD	$125.11	$221.48	$317.86	$414.25	$510.61	$606.98	$676.60
2 YD	$146.26	$263.83	$381.40	$498.99	$616.50	$734.07	$851.64
3 YD	$158.84	$289.01	$419.13	$549.30	$679.41	$809.55	$939.73
4 YD	$171.44	$314.16	$456.89	$599.61	$742.33	$885.06	$1,027.78
6 YD	$196.59	$364.51	$532.35	$700.29	$868.11	$1,036.03	$1,203.89
8 YD	$221.77	$414.80	$602.02	$800.91	$993.96	$1,187.00	$1,380.07

Organics Collection Rates

Bin Size	Frequency of Weekly Pickup						
	1	2	3	4	5	6	7
64 Gallon	$76.19	$134.40	$192.62	$250.84	$309.06	$367.28	$425.49
300 Gallon	$116.91	$205.96	$285.09	$374.15	$463.18	$552.22	$641.27
1 YD	$140.85	$250.35	$359.82	$469.29	$578.77	$688.22	$797.73
1.5 YD	$151.90	$272.36	$392.84	$513.32	$633.77	$754.23	$841.26
2 YD	$178.34	$325.30	$472.26	$619.24	$766.13	$913.09	$1,060.05

Scenario 3, no LAP (16%) Effective January 1, 2024

Solid Waste Compactor Collection Rates

Bin Size	Frequency of Weekly Pickup						
	1	2	3	4	5	6	7
2 YD	$334.83	$608.70	$882.61	$1,156.52	$1,430.29	$1,704.17	$1,978.12
3 YD	$364.11	$667.35	$970.51	$1,273.72	$1,576.88	$1,879.68	$2,183.32
4 YD	$389.92	$719.14	$1,048.39	$1,377.54	$1,706.76	$2,035.94	$2,365.12

Roll Off Rates

10 Cubic Yards (16' x 8' x 3')

20 Cubic Yards (16' x 6' x 5')

30 Cubic Yards (18' x 8' x 6')

MOVE CONTAINER FEE after intial placement. Customers must give specific placement instructions, or have a spotter on site.	$119.27
SCHEDULED PICK-UPS per empty plus actual landfill charges. No container rental fee and MUST KEEP Roll Off bin for at least 90 days to qualify for scheduled pick-ups.	$336.41
UNSCHEDULED PICK-UPS per empty plus actual landfill charges plus oer day container charge as shown below.	$400.45
Daily Container Rental Charge for Unscheduled Service	$9.18
UNSCHEDULED PICK-UPS additional fee for nights, weekends, or holidays	$213.47

Temporary Construction Recycle Rates (Service < 90 Days, includes Delivery & Removal)

1 YD	$349.86
1.5 YD	$358.71
2 YD	$379.85
3 YD	$392.43
4 YD	$405.03
6 YD	$430.18
8 YD	$455.36

Special Service Rates

Subscription Item	Rate	Frequency of Charge
Can/Bin Cleaning	$25.00	/Request
Can/Bin Re-Deliver Fee (after removal for missed payments)	$25.00	/Occurrence
Rear Loader Bulky Waste Pickup	$25.00	/Request
Roll-Off Overweight Charge	$359.37	/Occurrence
Commercial Recycling Contamination Fee	$72.59	/Occurrence + $1/CY
Return Fee	$71.87	/Occurrence



CITY OF MERCED PUBLIC WORKS DEPARTMENT SOLID WASTE DIVISION

About Solid Waste







40 Employees

27 Daily Routes Monday-Friday

<u>14-Residential Routes:</u>
1,220,000 lbs. garbage hauled weekly
120,000 lbs. recyclables hauled weekly
700,000 lbs. green waste hauled weekly

<u>13-Commercial Routes:</u>
1,436,000 lbs. hauled weekly

110 Roll-offs hauled weekly

<u>1-Saturday Commercial Route:</u>
30,000 lbs. hauled weekly

<u>1-Sunday Parks Route</u>

Total- 168,288,000 lbs. annually





Additional Services

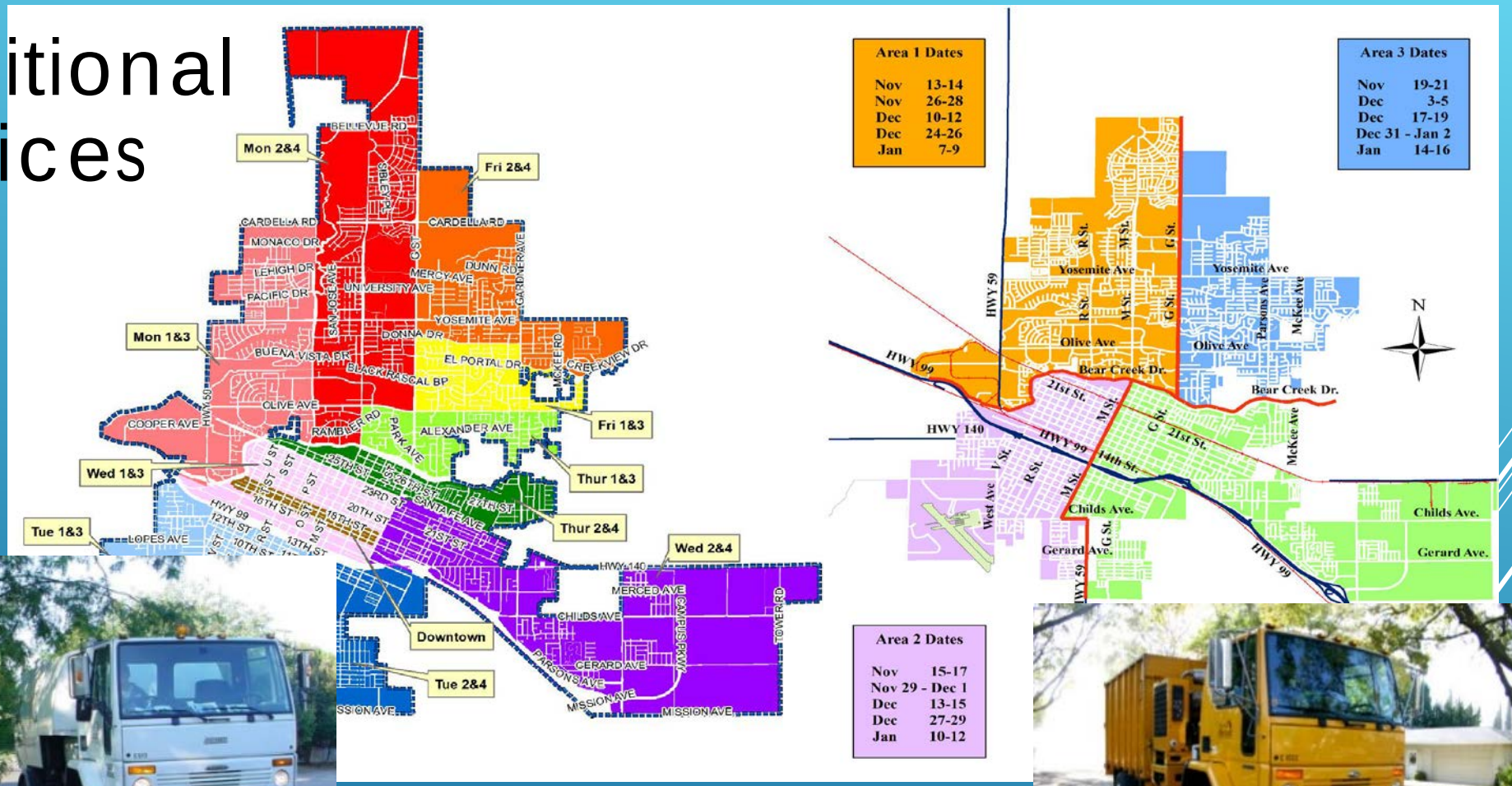





Street Sweeping / Leaf Collection

Green waste Diversion: Trees







Spring Clean-Up







6000 Vehicle loads of Garbage

1,556,820 lbs. of Garbage

301,600 lbs. of Metal

1110 Mattresses

60 yards of Chipped Brush

Bulky Item Drop-off







Clean Ups











Neighborhood Refuse Response Team:
Homeless Encampments
Illegal Dumping
Alley Clean-ups



Hazards









Refuse and Recycling Collection Worker is currently the 5th most deadly job in the world

Corp Yard Expansion

Circa 1960





R3 CONSULTING GROUP, INC.

RESOURCES · RESPECT · RESPONSIBILITY

5-Year Refuse Rate Study







PRESENTATION TO:

City of Merced, City Council

November 4, 2019

R3 CONSULTING GROUP, INC.

Background

Primary Functions and Responsibilities

- Provides solid waste, recycling and green waste collection services
- Labor, operating equipment, maintenance, billing, administration, overhead
- Other programs
  - Disabled/Senior Citizen Pack-Out Service
  - Alley Cleanup/Illegal Dumping
  - Drop-off Site Removal (Spring Cleanup)
  - Bulky Waste pickup
  - Tire Removal
  - Street Sweeping
  - Street Trees
  - Encampment Cleanup
  - Christmas Tree Removal

New California Legislation

- AB 341 and AB 1826: Mandatory Commercial Recycling and Organics Collection Requirements
  - Identify Covered Generators
  - Provide Recycling Program
  - Education and Outreach
  - Monitor Compliance and Report Progress
- AB 1594: Green Material Used AS Alternative Daily Cover
- SB 1383: SLCP Organic Waste Methane Emission Reductions
  - Reduction in Disposal of Organics
  - Enforcement and Penalties (CalRecycle 2022, Local Jurisdictions 2024)

China National Sword

- Historically, California has exported a significant portion of collected recyclable material to China for processing
- In 2018, China reduced the level contamination in their accepted recyclable materials to >0.5%, essentially banning all recyclable material
- This ban has drastically shifted the global recycling markets
- The revenues generated from collected recyclables has been reduced
- Jurisdictions have been changing their collection operations model to cope with this ban

Rate Model Overview

Background

- Divisions of Refuse Fund 558
  - Refuse Collections (1112)
  - Curbside Recycling (1135)
  - Green Waste Collection (1133)
  - Street Sweeping (1113)
  - Street Trees (1122)
- FY 18/19 Budgeted Deficit of $2.2M
- Operating Reserve Target of 16% of Budgeted Expenses
- Efficient and Effective Operations

Rate Model Overview

Increasing Cost Factors

- Labor Costs Increases
  - Collection route labor
  - General and administrative costs
  - CalPERS costs
- Other Operating Increases
  - Recycling markets change due to “China National Sword” in 2018
  - Future Costs Depend on Markets
  - Garbage Landfill Costs
  - Depreciation
  - Fleet Maintenance and Replacement
- New Operating Expenses

Rate Model Overview

New Operating Expenses

- 2004 CARB Regulation Impacts
  - 8 Collection Trucks
  - 2 Street Sweepers
  - 4 Street Trees Maintenance Trucks
- New Residential Development through FY 23/24
  - New Equipment
    - 2 Collection Trucks
    - 1 Street Sweeper
  - New Employees
    - 4 Maintenance Workers
    - 1 Street Sweeper Driver
    - 1 Tree Trimmer
- Projected Capital Outlay
  - $3.5M, anticipated to be paid by FY 23/24
  - $8.7M, amortized at 3% interest over a 20-year period
- Estimated New Development Fees

Rate Model Overview

Solid Waste Fund Expenses

Actual and Budgeted Expenses			
Account	**Actual FY 16/17**	**Actual FY 17/18**	**Approved Budget FY 18/19**
Refuse (1112)	8,448,954	9,319,879	11,236,058
Recycling (1135)	936,997	1,012,075	1,063,961
Green Waste (1133)	700,736	738,499	911,461
Street Sweeping (1113)	1,366,380	1,442,453	1,394,984
Street Trees (1122)	839,022	1,027,563	1,169,501
Finance (0701)	269,010	39,000	425,739
Total	**12,561,099**	**13,579,469**	**16,201,703**
Annual Change		1,018,370	2,622,234
% Increase FY 16/17		8.1%	29.0%

R3 CONSULTING GROUP, INC.

Rates & Services Comparison

Residential Customer Rates

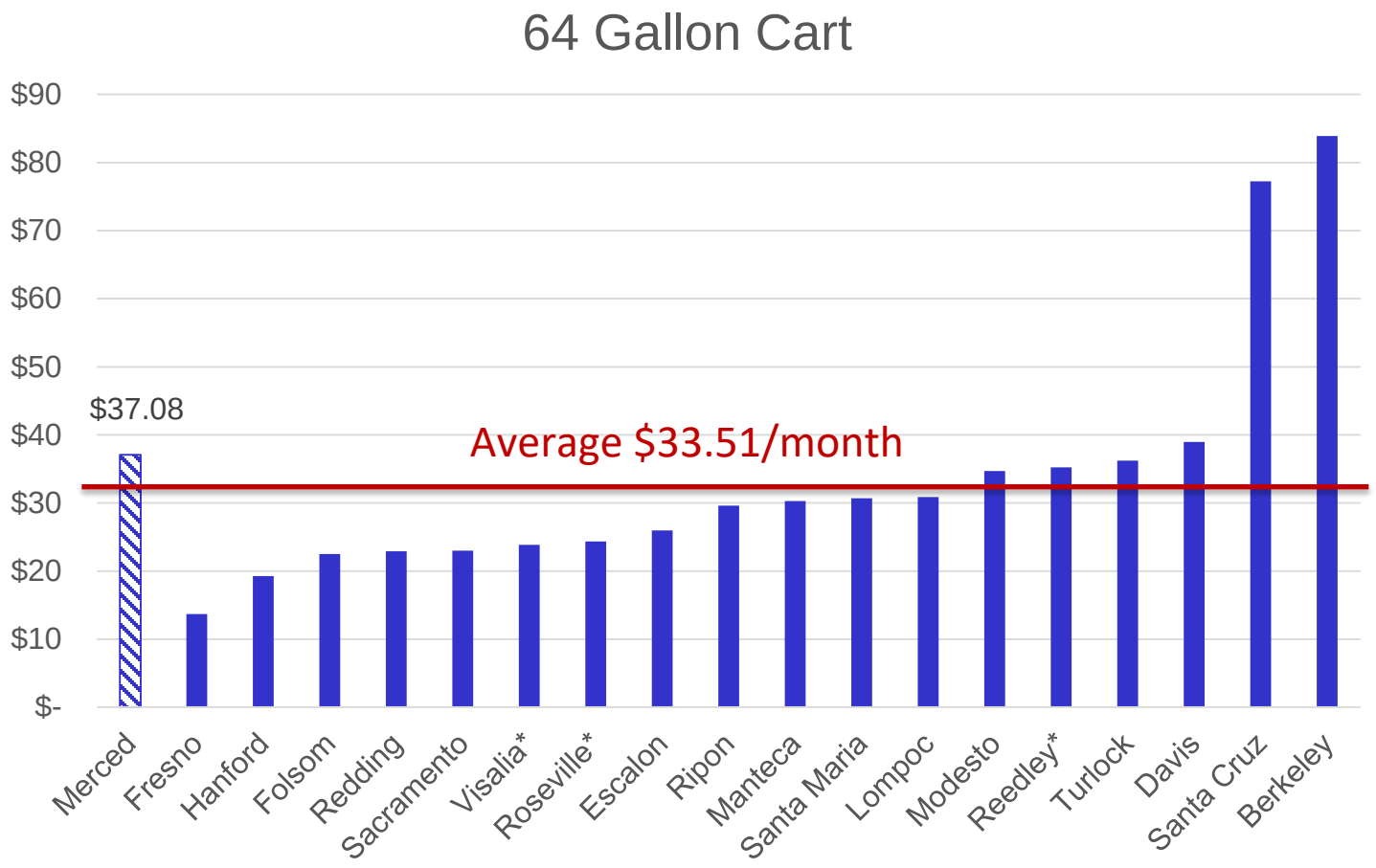

* Reedley, Roseville, and Visalia provide a 90-gallon container

City of Merced Residential Customer Rates
11% **Higher** than Average

R3 CONSULTING GROUP, INC.

Rates & Services Comparison

Commercial Customer Rates

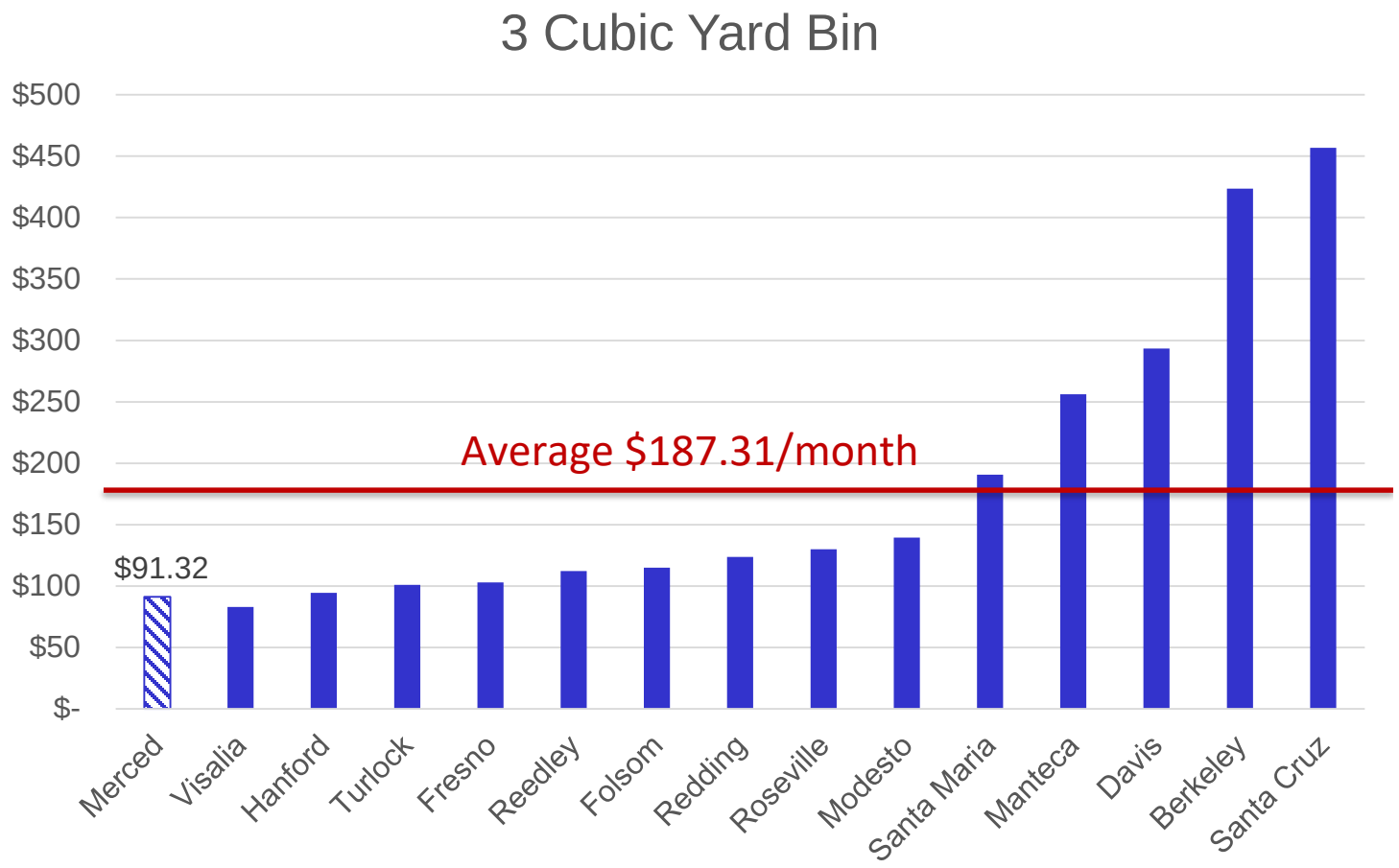

City of Merced Commercial Customer Rates
51% **Lower** than Average

R3 CONSULTING GROUP, INC.

Rate Adjustment Scenarios

Without Litter Abatement Program

Scenarios	2020	2021	2022	2023	2024	Operating Reserve (FY 24)	Annual Revenue (Shortfall) (FY 24)
Scenario 1						$3,868,000	($326,000)
Residential	29.0%	6.0%	5.0%	4.0%	0.0%		
Commercial	29.0%	6.0%	5.0%	4.0%	0.0%		
Scenario 2						$472,000	$357,000
Residential	12.5%	12.5%	12.5%	8.0%	0.0%		
Commercial	12.5%	12.5%	12.5%	8.0%	0.0%		
Scenario 3						$3,970,000	$472,000
Residential	20.0%	5.0%	5.0%	5.0%	0.0%		
Commercial	35.0%	10.0%	10.0%	10.0%	0.0%		

Rate Adjustment Scenarios

With Litter Abatement Program

Scenarios	2020	2021	2022	2023	2024	Operating Reserve (FY 24)	Annual Revenue (Shortfall) (FY 24)
Scenario 1						$3,530,000	($148,000)
Residential	29.0%	9.0%	5.0%	4.0%	0.0%		
Commercial	29.0%	9.0%	5.0%	4.0%	0.0%		
Scenario 2						$911,000	$365,000
Residential	14.5%	14.5%	14.5%	4.5%	0.0%		
Commercial	14.5%	14.5%	14.5%	4.5%	0.0%		
Scenario 3						$5,652,000	$1,879,000
Residential	26.0%	4.5%	4.5%	4.5%	0.0%		
Commercial	40.0%	7.5%	7.5%	7.5%	0.0%		

Rate Adjustment Scenarios

Deficit Recovery *(without Litter Abatement Program)*

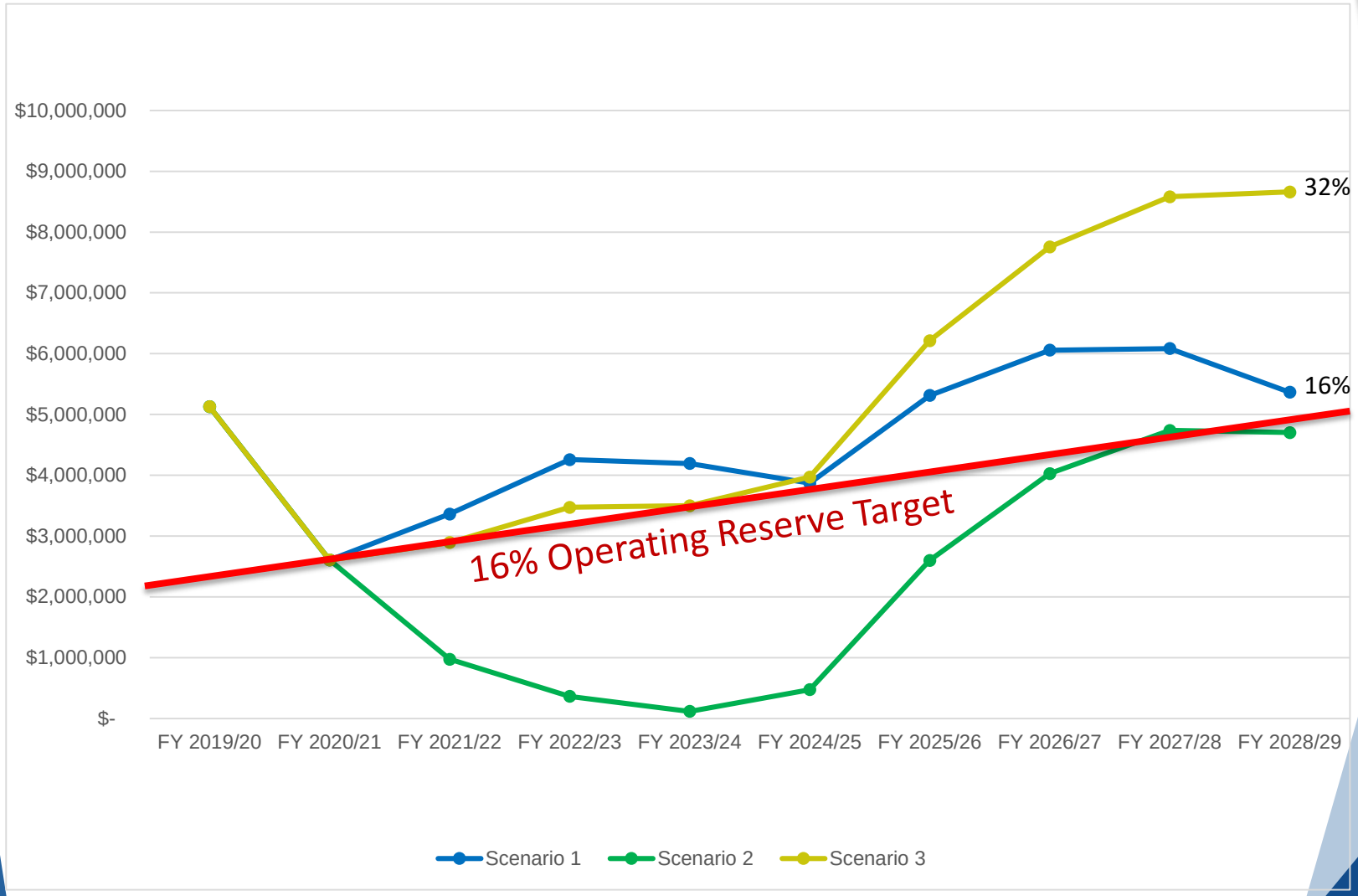

R3 CONSULTING GROUP, INC.

Rate Adjustment Scenarios

Deficit Recovery (with Litter Abatement Program)

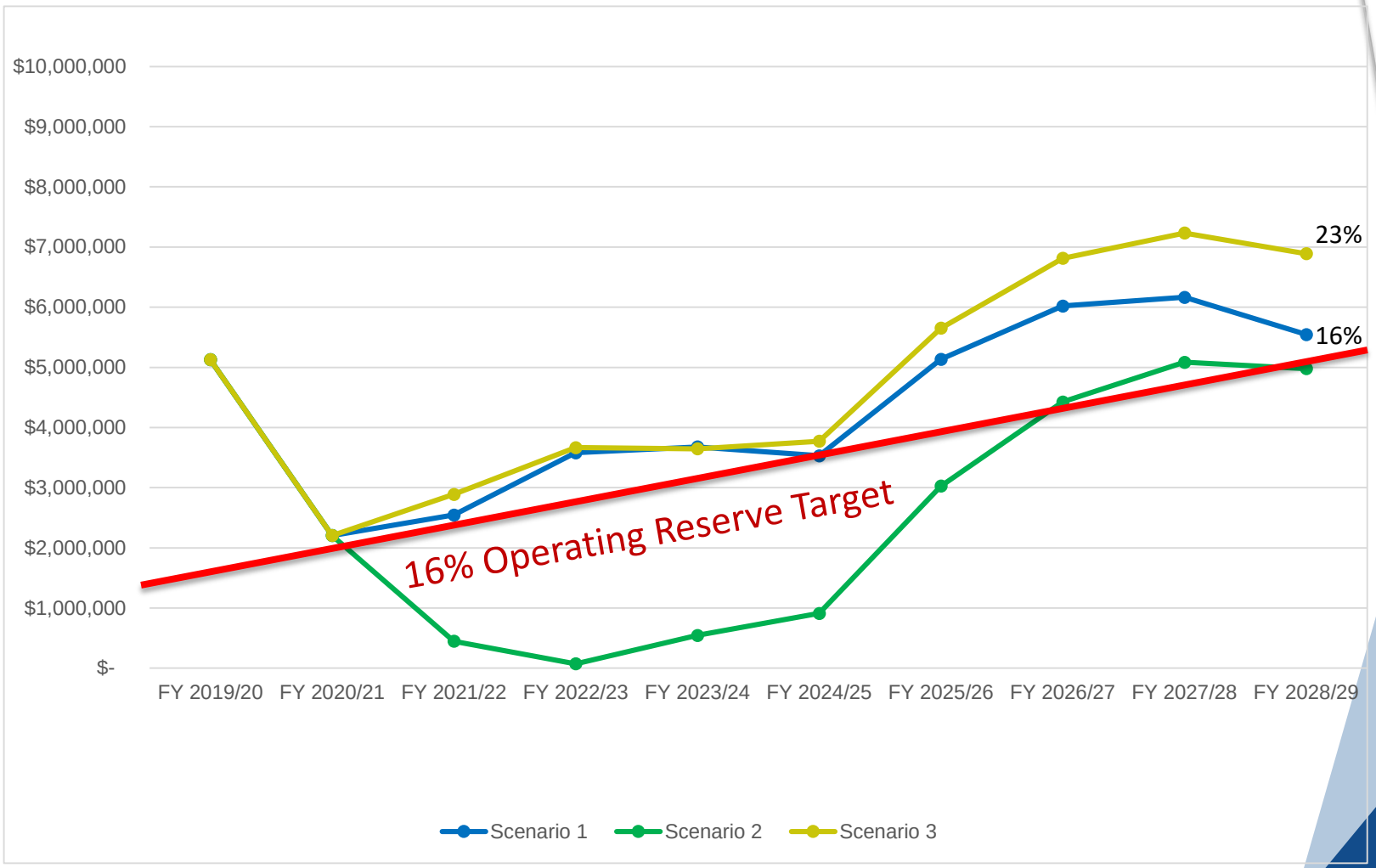

R3 CONSULTING GROUP, INC.

Rate Adjustment Scenarios

Proposed Residential Rates

(without Litter Abatement Program)

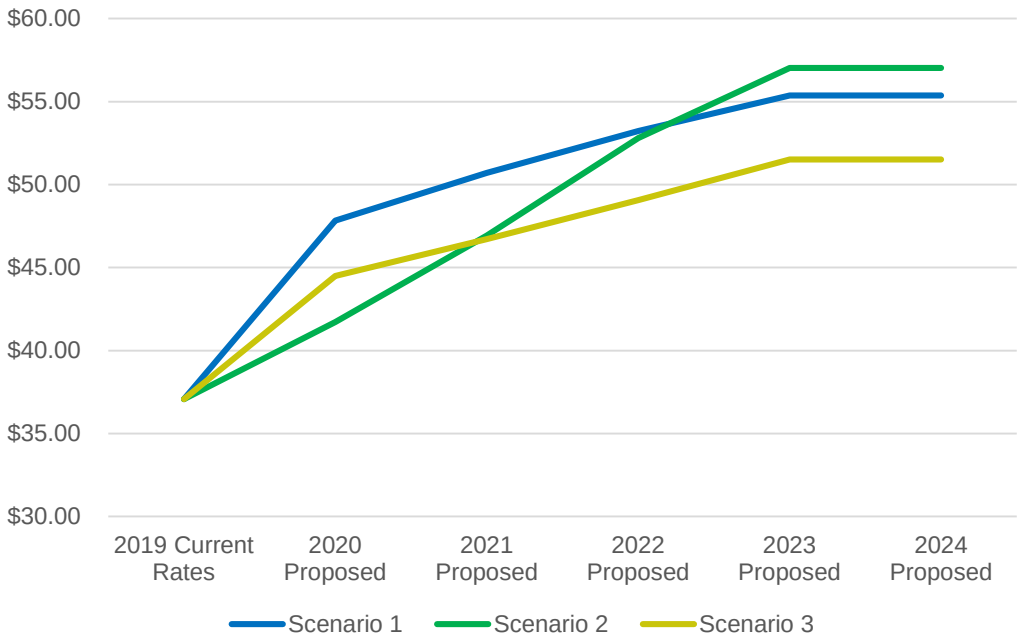

Total Monthly Rate Includes Weekly Collection of:

- 64-Gal Garbage
- 90-Gal Green Waste
- 64-Gal Recycling

Residential Dollar Increase over Prior Year by Scenario *(without Litter Abatement Program)*

Scenarios	FY 2020	FY 2021	FY 2022	FY 2023	FY 2024
1	$10.75	$2.87	$2.54	$2.13	$0.00
2	$4.64	$5.21	$5.87	$4.22	$0.00
3	$7.42	$2.22	$2.34	$2.45	$0.00

R3 CONSULTING GROUP, INC.

Rate Adjustment Scenarios

Proposed Residential Rates

(with Litter Abatement Program)

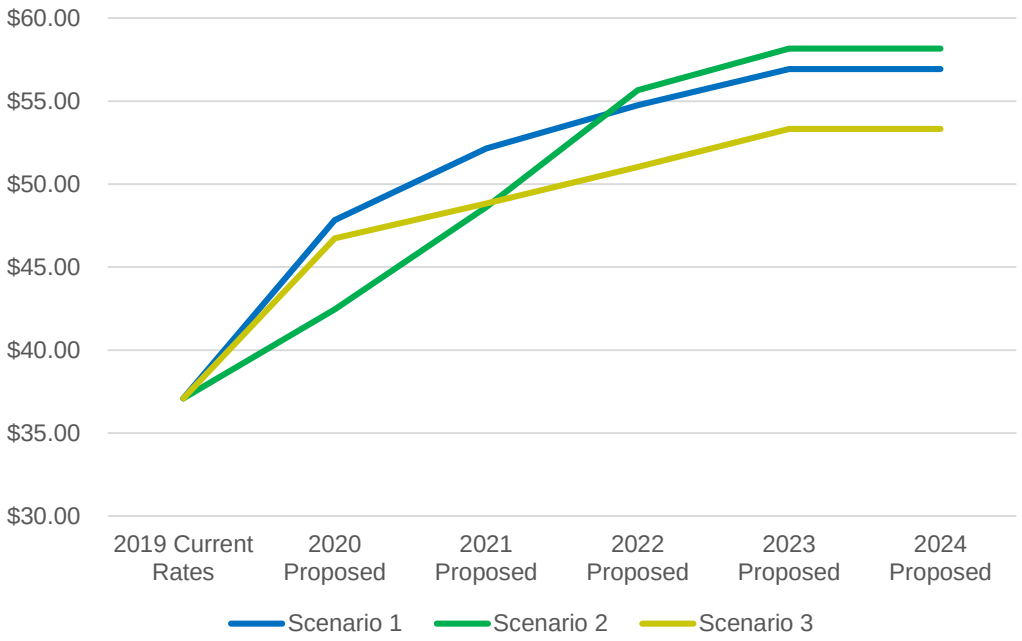

Total Monthly Rate Includes Weekly Collection of:

- 64-Gal Garbage
- 90-Gal Green Waste
- 64-Gal Recycling

Residential Dollar Increase over Prior Year by Scenario *(with Litter Abatement Program)*					
Scenarios	FY 2020	FY 2021	FY 2022	FY 2023	FY 2024
1	$10.75	$4.30	$2.61	$2.19	$0.00
2	$5.38	$6.16	$7.05	$2.50	$0.00
3	$9.64	$2.10	$2.20	$2.30	$0.00

R3 CONSULTING GROUP, INC.

Rate Adjustment Scenarios

Proposed Commercial Rates

(without Litter Abatement Program)

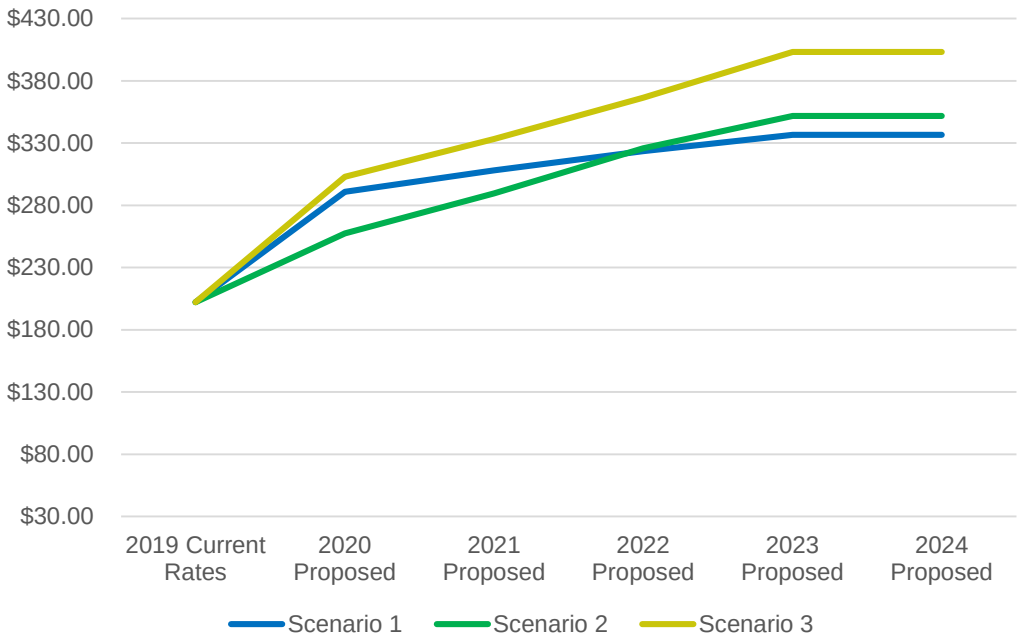

Total Monthly Rate Includes Weekly Collection of:

- 3CY Garbage
- 64-Gal Organic Waste
- 3 CY Recycling

Commercial Dollar Increase over Prior Year by Scenario *(without Litter Abatement Program)*

Scenarios	FY 2020	FY 2021	FY 2022	FY 2023	FY 2024
1	$88.61	$17.44	$15.41	$12.94	$0.00
2	$55.27	$32.17	$36.19	$26.06	$0.00
3	$100.74	$30.29	$33.31	$36.65	$0.00

Rate Adjustment Scenarios

Proposed Commercial Rates

(with Litter Abatement Program)

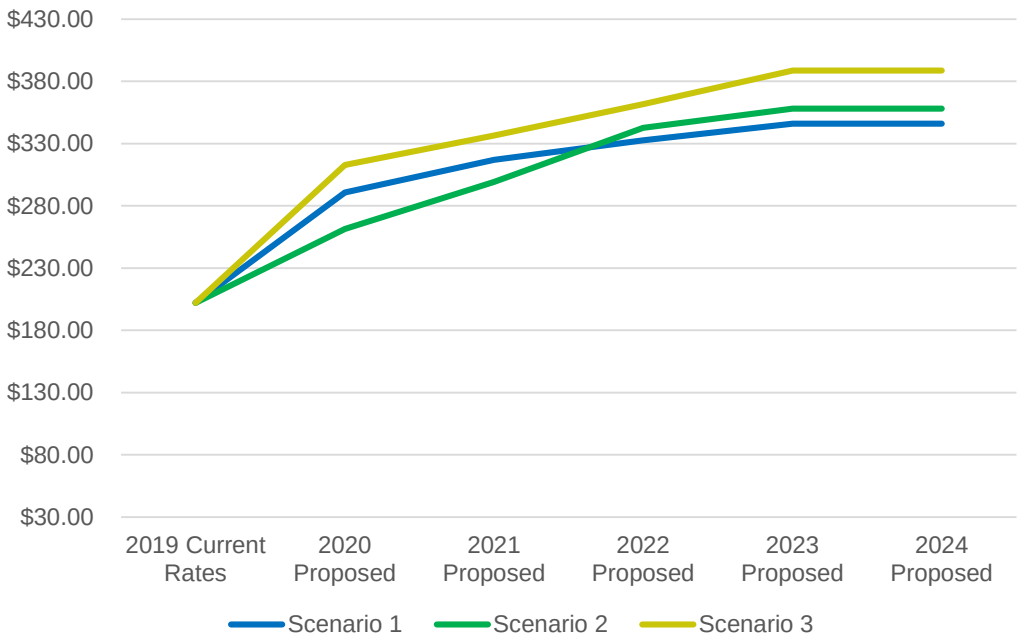

Total Monthly Rate Includes Weekly Collection of:

- 3CY Garbage
- 64-Gal Organic Waste
- 3 CY Recycling

Commercial Dollar Increase over Prior Year by Scenario *(with Litter Abatement Program)*

Scenarios	FY 2020	FY 2021	FY 2022	FY 2023	FY 2024
1	$88.61	$26.17	$15.85	$13.31	$0.00
2	$59.31	$37.91	$43.40	$15.42	$0.00
3	$110.85	$23.47	$25.23	$27.13	$0.00

R3 CONSULTING GROUP, INC.

Sample CA Rate Increases

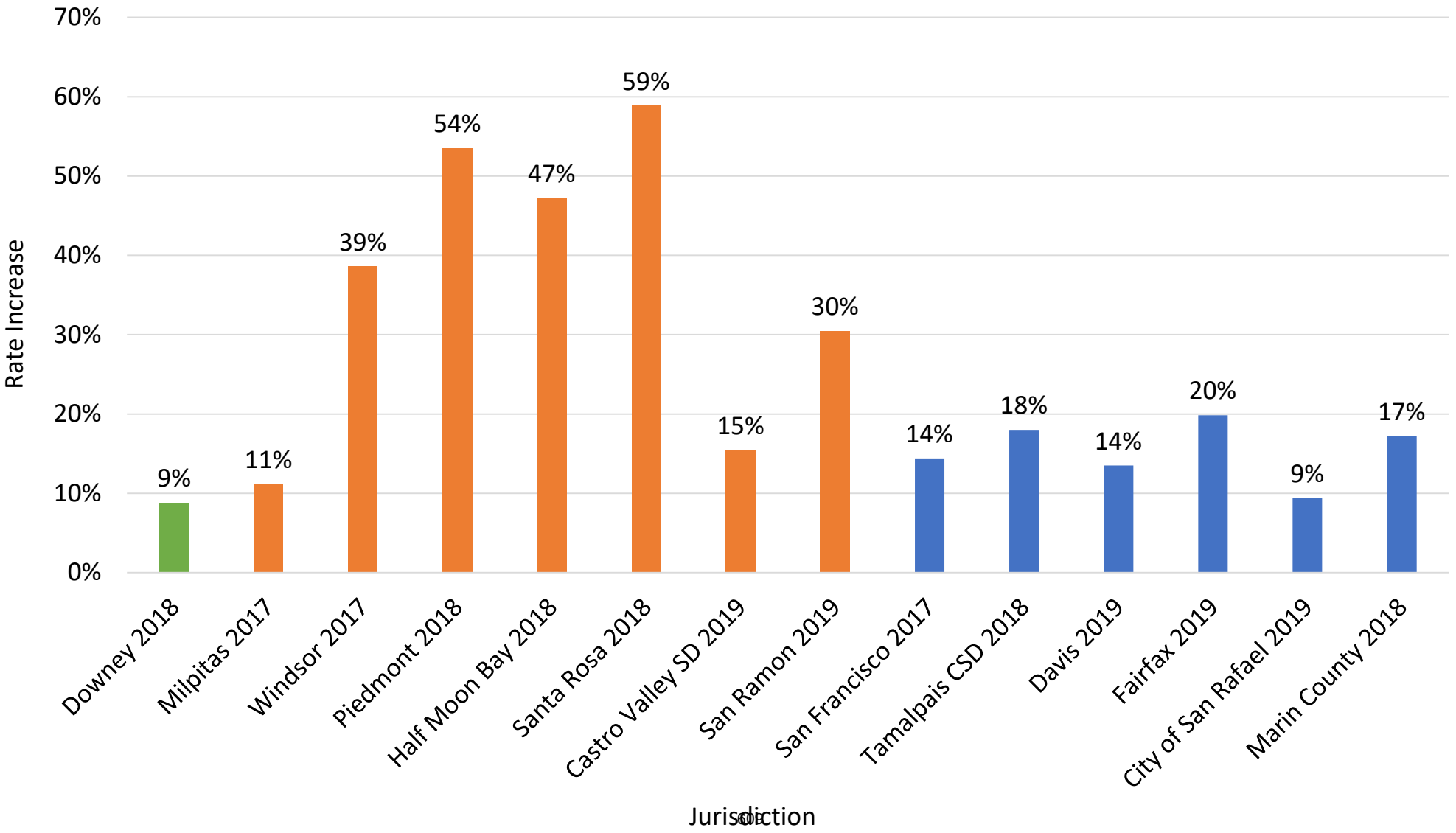

QUESTIONS & ANSWERS

THANK YOU FOR YOUR TIME

For additional questions, contact:

Garth Shultz	or	Carrie Baxter
R3 Project Director		R3 Project Manager
(510) 292-08530		(916) 878-7413
gschultz@r3cgi.com		cbaxter@r3cgi.com

R3 CONSULTING GROUP, INC.

RESOURCES · RESPECT · RESPONSIBILITY

Solid Waste

City of Merced Public Works Department

Solid Waste

40 Employees

27 Daily Routes Monday-Friday

110 Roll-offs hauled weekly

1-Saturday Commercial Route:

1-Sunday Parks Route

Total- 168,288,000 lbs. annually











Street Sweeping

15,000 Miles of Curb & Gutter and Center Medians

Street Trees

Over 45,000 City Trees



Solid Waste Auxillary Services

- Alley Clean Ups
- Illegal Dumping
- D.A.R.T/PD Clean Ups
- Partnerships
- Homeless Encampment Clean Ups
- Creek Clean Ups
- Spring Clean Up
- Bulky Item Drop Off Site
- Animal Pick Up
- Special Events
- City Right-of-Way Clean Ups
- Downtown Parking Lot Sweeping
- Downtown Trash Pickup



Special Events

- Merced County Fair
- Hmong New Year
- Mercy Foundation
- North Merced Rotary
- Parades (Christmas, 4th of July, Veterans Day)
- Band Review
- Events in the parks
- Downtown Special Events
- Bear Creek Inn





Spring Clean-Up / Drop Off Site







6565 Vehicle Loads
1293 Tons of Garbage Hauled
986 Mattresses Hauled
160 Tons of Metal Diverted
7.5 Tons Of Brush Diverted







Parks









14 Parks
26 Neighborhood Parks









Alley Clean Ups

** 1741-Alley Clean Up Work Orders **










Illegal Dumping

** 391-Illegal Dumping Work Orders **











D.A.R.T/PD Clean Ups

** 35-D.A.R.T/PD Clean Up Work Orders **








Partnerships

- Walk Merced- Estimated 9400 lbs of garbage collected

  Provide Bags

  Provide Gloves

  Provide Garbage Grabbers

- Restore Merced- Estimated 156 cubic yards of garbage collected

  Dump 6 cubic yard container 1xwk



Homeless Encampment Clean Ups








Homeless Encampment Clean Ups













Creek Clean Ups













Creek Clean Ups







Bridge Abutments Clean Ups







City Right-of-Way Clean Ups















Proposition 218: Right to Vote on Taxes Act

This measure protects taxpayers by limiting the methods by which local governments exact revenue, whether they are called taxes, fees, or charges that are directly associated with property ownership, from taxpayers without their consent.

Property-related fees must meet the following substantive requirements:

- Revenues derived from the fee must not exceed the funds required to provide the service;
- Revenues derived from the fee must not be used for any purpose other than for which the fee is imposed;
- The amount of a fee imposed must not exceed the proportional cost of the service;
- The fee may not be imposed for a service unless the service is actually used by, or immediately available to, the owner of the property subject to the fee; and
- No fee or charge may be imposed for general governmental services, such as police, fire, ambulance, or libraries, where the service is available to everyone in the community.

Property-related service, such as water, sewer, & refuse collection do not need to hold an election, however, the following procedures must be meet:

- Mail information regarding the proposed fee to every property owner.
- Hold a hearing at least 45 days after the mailing.
- Reject the proposed fee if written protests are presented by a majority of the affected property owners.

R3 CONSULTING GROUP, INC.

RESOURCES · RESPECT · RESPONSIBILITY

5-Year Refuse Rate Study







PRESENTATION TO:

City of Merced, City Council

November 18, 2019

R3 CONSULTING GROUP, INC.

Revised Rate Adjustment Scenarios

				FY 20/21	FY 21/22	FY 22/23	FY 23/24	FY 24/25
Option 1	4% Fund Balance Minimum	Without Litter Abatement Program	Residential Rate Increase %	9.0%	14.0%	8.0%	5.0%	0.0%
			Commercial Rate Increase %	15.0%	22.0%	16.0%	5.0%	0.0%
		With Litter Abatement Program @ $120K	Residential Rate Increase %	9.0%	14.0%	8.0%	5.0%	0.0%
			Commercial Rate Increase %	15.0%	25.0%	16.0%	5.0%	0.0%
Option 2	8% Fund Balance Minimum	Without Litter Abatement Program	Residential Rate Increase %	14.0%	10.0%	9.0%	4.0%	0.0%
			Commercial Rate Increase %	20.0%	16.0%	15.0%	4.0%	0.0%
		With Litter Abatement Program @ $120K	Residential Rate Increase %	14.0%	10.0%	9.0%	4.0%	0.0%
			Commercial Rate Increase %	20.0%	19.0%	15.0%	4.0%	0.0%
Option 3	16% Fund Balance Minimum	Without Litter Abatement Program	Residential Rate Increase %	20.0%	5.0%	5.0%	5.0%	0.0%
			Commercial Rate Increase %	35.0%	10.0%	10.0%	10.0%	0.0%
		With Litter Abatement Program @ $120K	Residential Rate Increase %	20.0%	5.0%	5.0%	5.0%	0.0%
			Commercial Rate Increase %	37.0%	10.0%	10.0%	10.0%	0.0%

R3 CONSULTING GROUP, INC.

Residential Rates – With or Without Litter Abatement

Proposed Residential Rates by Scenario *Total Monthly Rate Including 64-gallon Garbage, 90-gallon Green Waste, and 64-gallon Recycling Collected Once Weekly*						
Option	2019 Current Rates	2020 Proposed	2021 Proposed	2022 Proposed	2023 Proposed	2024 Proposed
1	$37.08	$40.42	$46.08	$49.77	$52.26	$52.26
2	$37.08	$42.27	$46.50	$50.69	$52.72	$52.72
3	$37.08	$44.50	$46.73	$49.07	$51.52	$51.52

Residential Dollar Increase over Prior Year by Scenario						
Option	2019 Current Rates	2020 Proposed	2021 Proposed	2022 Proposed	2023 Proposed	2024 Proposed
1		$3.34	$5.66	$3.69	$2.49	$0.00
2		$5.19	$4.23	$4.19	$2.03	$0.00
3		$7.42	$2.23	$2.34	$2.45	$0.00

R3 CONSULTING GROUP, INC.

Commercial Rates – Without Litter Abatement Program

Proposed Commercial Rates by Scenario *Total Monthly Rate Including 3-cubic yards each of Garbage and Recycling, and 64-gallon Organic Collected Once Weekly*						
Option	2019 Current Rates	2020 Proposed	2021 Proposed	2022 Proposed	2023 Proposed	2024 Proposed
1	$202.12	$232.44	$283.58	$328.95	$345.40	$345.40
2	$202.12	$242.54	$281.35	$323.55	$336.49	$336.49
3	$202.12	$272.86	$300.15	$330.17	$363.19	$363.19

Residential Dollar Increase over Prior Year by Scenario						
Option	2019 Current Rates	2020 Proposed	2021 Proposed	2022 Proposed	2023 Proposed	2024 Proposed
1		$30.32	$51.14	$45.37	$16.45	$0.00
2		$40.42	$38.81	$42.20	$12.94	$0.00
3		$70.74	$27.29	$30.02	$33.02	$0.00

R3 CONSULTING GROUP, INC.

Commercial Rates – With Litter Abatement Program

Proposed Commercial Rates by Scenario *Total Monthly Rate Including 3-cubic yards each of Garbage and Recycling, and 64-gallon Organic Collected Once Weekly*						
Option	2019 Current Rates	2020 Proposed	2021 Proposed	2022 Proposed	2023 Proposed	2024 Proposed
1	$202.12	$232.44	$290.55	$337.04	$353.89	$353.89
2	$202.12	$242.54	$288.62	$331.91	$345.19	$345.19
3	$202.12	$276.90	$304.59	$335.05	$368.56	$368.56

Residential Dollar Increase over Prior Year by Scenario						
Option	2019 Current Rates	2020 Proposed	2021 Proposed	2022 Proposed	2023 Proposed	2024 Proposed
1		$30.32	$58.11	$46.49	$16.85	$0.00
2		$40.42	$46.08	$43.29	$13.28	$0.00
3		$74.78	$27.69	$30.46	$33.51	$0.00

R3 CONSULTING GROUP, INC.







CITY OF MERCED

Merced Civic Center
678 W. 18th Street
Merced, CA 95340

ADMINISTRATIVE REPORT

Agenda Item K.3. Meeting Date: 11/18/2019

Report Prepared by: Steve Carrigan; City Manager

SUBJECT: Report and Continued Discussion on Vaping and Flavored Tobacco

REPORT IN BRIEF
A presentation will be made by Dr. MariaElena Gonzalez and Dr. Anna Epperson from UC Merced's Nicotine and Cannabis Policy Center and Dr. Gordon Arakawa from Merced County Department of Public Health.

RECOMMENDATION
It is requested Council give staff further direction on this item.

DISCUSSION
At the November 4, 2019 Council Meeting, Council Member Echevarria sponsored an item to discuss vaping regulations and sales in the City of Merced. He requested Council continue the discussion at future meetings. Council directed staff to gather information from the State and Federal level and return to Council with the information.

Staff scheduled professionals from UC Merced's Nicotine and Cannabis Policy Center and the Merced County Public Health Department to further educate Council on the issues of youth vaping.

IMPACT ON CITY RESOURCES
None.

ATTACHMENTS
1. Presentation

The Big Deal about Nicotine, Flavors, and E-Cigarettes:

Dr. MariaElena Gonzalez, Director of Research, NCPC

Dr. Anna Epperson, Director of American Indian Research, NCPC

NCPC
UC MERCED
Nicotine & Cannabis
Policy Center

Which Chemicals Are Found in E-Cig/Vape Pen Aerosol?

- Propylene glycol
- Glycerin
- Flavorings (many)
- Nicotine
- NNN
- NNK
- NAB
- NAT
- Ethylbenzene
- Benzene
- Xylene
- Toluene
- Acetaldehyde
- Formaldehyde
- Naphthalene
- Styrene
- Benzo(b)fluoranthene

- Chlorobenzene
- Crotonaldehyde
- Propionaldehyde
- Benzaldehyde
- Valeric acid
- Hexanal
- Fluorine
- Anthracene
- Pyrene
- Acenaphthylene
- Acenapthene
- Fluoranthene
- Benz(a)anthracene
- Chrysene
- Retene
- Benzo(a)pyrene
- Indeno(1,2,3-cd)pyrene

- Benzo(ghi)perylene
- Acetone
- Acrolein
- Silver
- Nickel
- Tin
- Sodium
- Strontium
- Barium
- Aluminum
- Chromium
- Boron
- Copper
- Selenium
- Arsenic
- Nitrosamines
- Polycyclic aromatic hydrocarbons

- Cadmium
- Silicon
- Lithium
- Lead
- Magnesium
- Manganese
- Potassium
- Titanium
- Zinc
- Zirconium
- Calcium
- Iron
- Sulfur
- Vanadium
- Cobalt
- Rubidium

FDA 2012, Harmful and Potentially Harmful Substances – Established List,

The crux of the issue is **flavors**

- e-juice compounds
  - Solvent: propylene glycol (PG) and glycerol
  - Flavor chemical: Diacetyl
    - Flavors including vanilla, caramel, and coconut
    - POPCORN LUNG
  - Flavor chemicals: aldehydes benzaldehyde, cinnamaldehyde, citral, ethylvanillin and vanillin
    - Flavors in cherry, vanilla, and cinnamon flavor bases
    - When mixed with PG and glycerol, converts to acetals
    - Acetals activate TRPA1 and TRPV1 irritant receptors
    - Effects begin in e-liquid storage phase, not just vaping

Flavors in general are harmful

- Flavors is not just an issue with e-cigarettes!





NCPC
UC MERCED
Nicotine & Cannabis Policy Center

The truth is, flavors includes menthol

- Menthols have traditionally been used to target vulnerable groups
  - Youth, African Americans, and women (Caraballo & Asman, 2011; Cruz et al., 2010)
    - ~50% of youth smoke menthol cigarettes (Truth Initiative, 2019)
    - 88% of African Americans smoke menthol (Truth Initiative, 2019)
- Menthol ***increases*** *nicotine dependence!*
  - *Reduces the time between needing nicotine among middle school smokers (Hersey et al., 2010)*
  - *Youth who initiate with menthols 80% more likely to become established smokers (Nonnemaker et al., 2012)*

Some things to consider



MR POD JUICE

STRAWBERRY MANGO FREEZE FLAVOR | POD REFILL JUICE

★★★★★ 1 customer reviews

From 1 customer reviews

$19.95



MR POD JUICE

MENTHOL BLAST MENTHOL FLAVOR | POD VAPES REFILL JUICE

★★★★★ 6 customer reviews

From 6 customer reviews

$19.95



MR POD JUICE

BERRY FLAVOR | POD REFILL | SALT NICOTINE JUICE

★★★★★ 4 customer reviews

From 4 customer reviews

$19.95

NCPC
UC MERCED
Nicotine & Cannabis Policy Center

Youth and Flavors

- Most youth initiating tobacco use start with a flavor
- A recent article in the Journal of the American Medical Association (JAMA) demonstrates

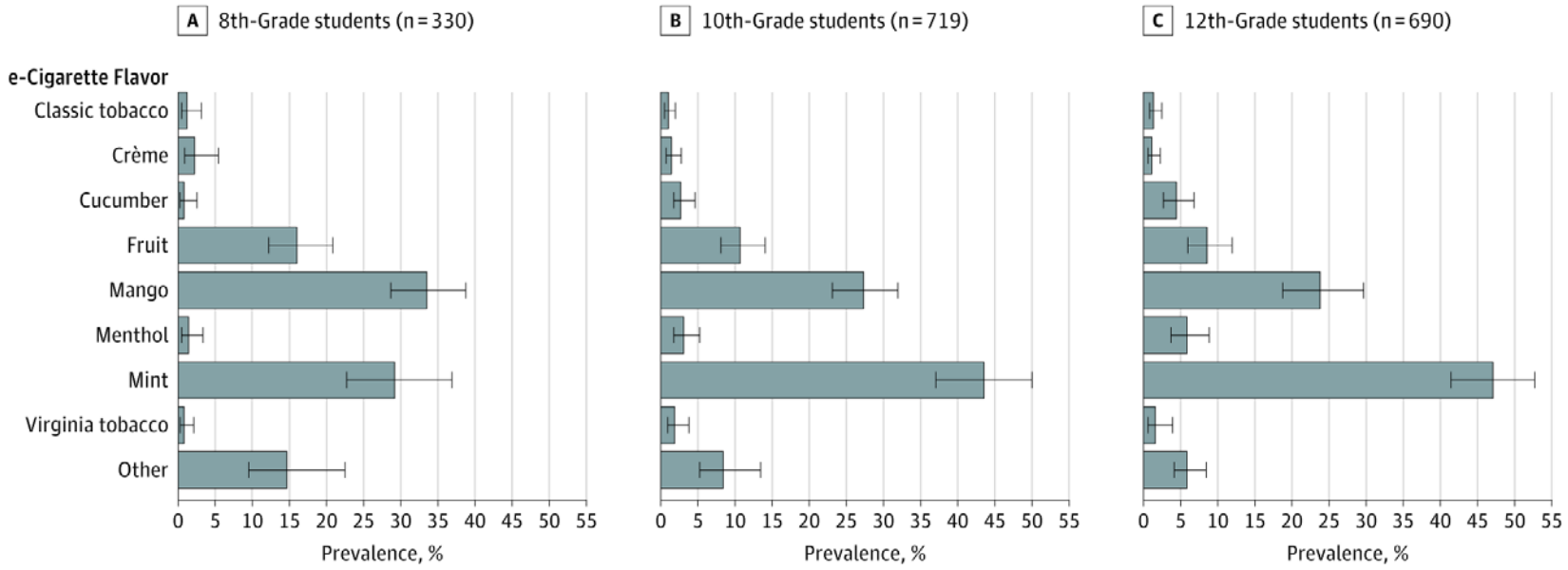

Leventhal AM, Miech R, Barrington-Trimis J, Johnston LD, O'Malley PM, Patrick ME. Flavors of e-Cigarettes Used by Youths in the United States. *JAMA.* Published online November 05, 2019. doi:https://doi.org/10.1001/jama.2019.17968

Scientific Interpretation

- Given the market share of flavors, in order to prevent youth uptake, it is important to create a flavor-free tobacco environment
  - This includes all tobacco products and all flavors, including mint and menthol
- Elimination of flavors would also be beneficial to adult smokers who want to quit smoking
  - Flavors may be a reason why most adult former smokers who use e-cigs, continue to be hooked on nicotine via e-cigs

THANK YOU



NICOTINE & CANNABIS POLICY CENTER

EVIDENCE BASED SOLUTIONS FOR CENTRAL CALIFORNIA

NCPC



YOUTH & FLAVORED TOBACCO PRODUCTS

Merced City Council Meeting
11/18/2019

Gordon Arakawa, MD, PhD
Health Officer

To promote, protect, and preserve healthy living and safe environments

PRESENTING THE PROBLEM

MERCED COUNTY
DEPARTMENT OF PUBLIC HEALTH



Source: U.S. Department of Health and Human Services. The Health Consequences of Smoking: 50 Years of Progress. A Report of the Surgeon General. Atlanta, GA: U.S. Department of Health and Human Services, Centers for Disease Control and Prevention, National Center for Chronic Disease Prevention and Health Promotion, Office on Smoking and Health; 2014.

The Problem

- Flavored products threaten to undermine efforts to reduce youth tobacco use, putting a new generation of kids at risk of nicotine addiction and serious health harms that result from tobacco use
- Cheap tobacco products are affordable and attractive to youth
- More available in low-income communities of color

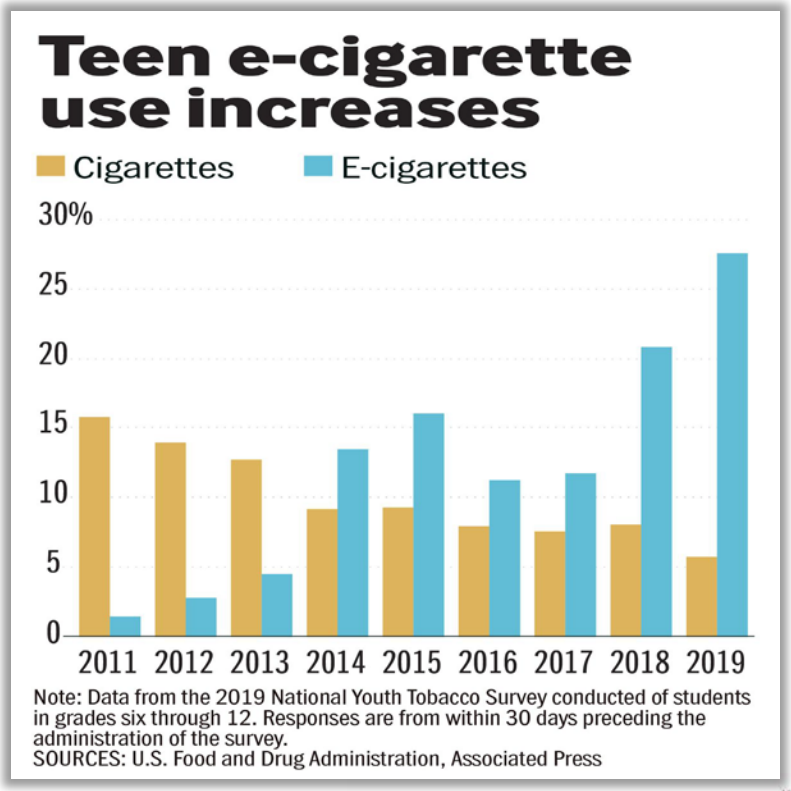

MERCED COUNTY
DEPARTMENT OF PUBLIC HEALTH

YOUTH WHO USED JUUL FLAVOR PODS IN THE PAST 30 DAYS SAID THEY OBTAINED THE DEVICE IN THE FOLLOWING WAYS.

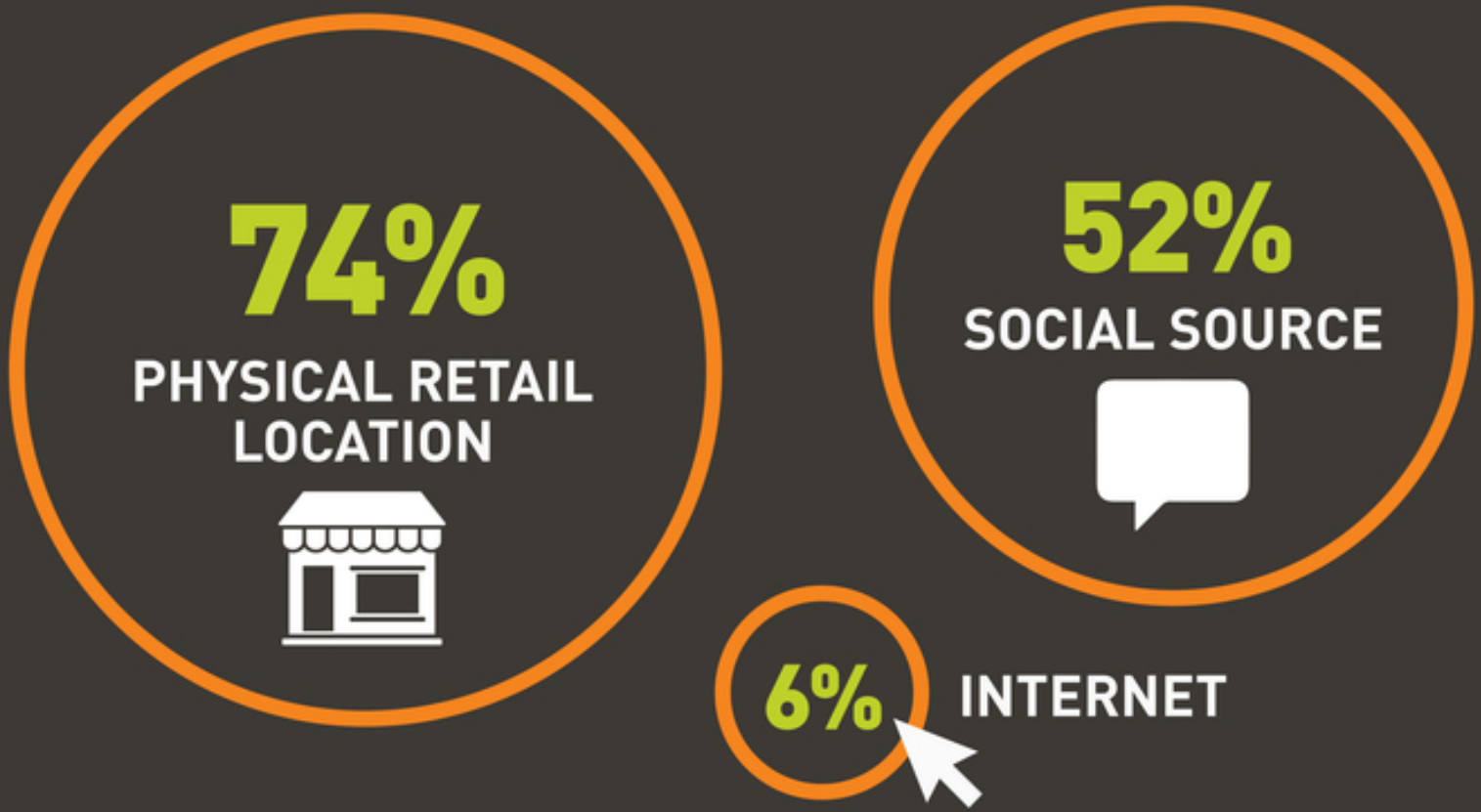

*youth could select multiple answers

truthinitiative.org

truth initiative
INSPIRING TOBACCO-FREE LIVES

TOBACCO RETAIL LICENSE (TRL)

MERCED COUNTY
DEPARTMENT OF PUBLIC HEALTH

Benefits of a local Tobacco Retail License

- Self-funded enforcement program
  - through the annual renewal fee
- Coordination of tobacco regulations
  - violations of an existing local, state, or federal tobacco regulation violates the license
- Plug-ins
  - may include plug-in provisions to restrict location of tobacco retailers, flavored tobacco products, etc.
- Protect youth
  - reduce illegal sales of tobacco products to minors



MERCED COUNTY
DEPARTMENT OF PUBLIC HEALTH

Why a Tobacco Retail Licensing Program?

- Provides education to businesses on tobacco law
- Provides ongoing, consistent enforcement to prevent tobacco sales to minors

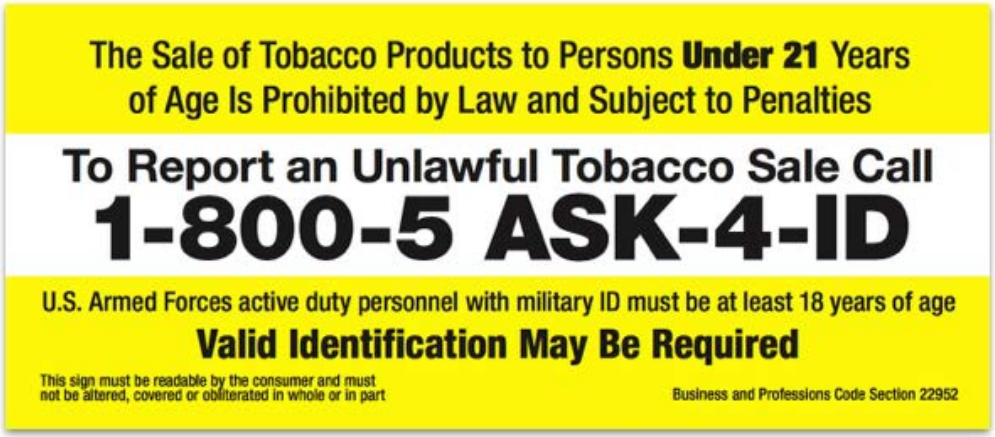

MERCED COUNTY
DEPARTMENT OF PUBLIC HEALTH

Tobacco Retail License (TRL)

State-level TRL

- Renewed annually
- Target cigarette tax evasion & black market sales
- Doesn't fund local enforcement
- Doesn't include extra retail policies

vs.

Local TRL

- Tobacco retailers obtain a local license and renew annually
- Local level funding for enforcement
- May include plug-in provisions

MERCED COUNTY
DEPARTMENT OF PUBLIC HEALTH

Long-term Goal

A healthy environment for youth



ACTION Youth Advisory Board

ADVOCATES COUNTERING TOBACCO IN OUR NEIGHBORHOODS

MERCED COUNTY ACCT

A Community Counteracting Tobacco

MERCED COUNTY DEPARTMENT OF PUBLIC HEALTH

To promote, protect, and preserve healthy living and safe environments

Contact us

Amalia Madrigal-Hernandez, MPH
Division Manager
Merced County Department of Public Health
Prevention, Policy, and Planning Unit
260 E. 15th Street, Merced, CA 95341
(209) 381-1232
Amalia.MHernandez@countyofmerced.com

CITY OF MERCED

Merced Civic Center
678 W. 18th Street
Merced, CA 95340

ADMINISTRATIVE REPORT

Agenda Item L.1. Meeting Date: 11/18/2019

Report Prepared by: John Tresidder, Assistant City Clerk, City Clerk's Office

SUBJECT: Appointment to the Building and Housing Board of Appeals

REPORT IN BRIEF
Accept nomination to fill a Building and Housing Board of Appeals vacancy.

RECOMMENDATION
City Council - Adopt a motion accepting nomination and appointing James Allen to the Building and Housing Board of Appeals with a term ending date of July 1, 2022 and directing staff to continue recruitment for additional vacancies.

ALTERNATIVES
1. Approve, as recommended; or,
2. Approve, subject to other than recommended; or,
3. Deny; or,
4. Direct the Clerk's Office to continue recruitment for the vacancies.

AUTHORITY
Merced Municipal Code, Section 3.38.050.

DISCUSSION
The Building and Housing Board of Appeals hears and decides appeals of orders, decisions, or determinations made by the Chief Building Official relative to the application and interpretation of the Merced Municipal Code. The Board consists of five voting members, three of whom are registered or licensed professionals in the trades of design, engineering, construction, or inspection of buildings. In addition, the Chief Building Official serves as a non-voting, ex-officio member and acts as Secretary to the Board. Members meet as needed.

Currently the Building and Housing Board of Appeals does not have a quorum and therefore cannot hold a regular meeting or an appeal hearing if needed. Staff has been actively recruiting to fill vacancies since the departure of Alfred Alvarez earlier this year.

Staff has received one qualified application from James Allen (attached) and will continue to recruit for the additional vacancies. The matter of appointment is now before the Council.

ATTACHMENTS
1. Application of James Allen

2. Resume
3. Current Roster

Profile

James
First Name

M
Middle Initial

Allen
Last Name

Interwest Consulting Group
Employer

Building Inspector
Job Title

[redacted]
Email Address

[redacted]
Primary Phone

[redacted]
Alternate Phone

Are you 18 years of age or older? (Required)

◉ Yes ○ No

Question applies to multiple boards

Do you live within the City Limits of Merced? (Required)

◉ Yes ○ No

[redacted]
Street Address

[redacted]
Suite or Apt

[redacted]
City

[redacted]
State

[redacted]
Postal Code

Question applies to multiple boards

Are you a registered voter in the City of Merced? (Required)

◉ Yes ○ No

Which Council district do you live in? *

☑ District 6

Are you currently serving on a Board or Commission? If so, please list:

Which Boards would you like to apply for?

Building and Housing Board of Appeals: Submitted

Question applies to multiple boards

Highest Level of Education Completed: *

☑ Some College, No Degree

Communication

The City of Merced uses email as a preferred method of communication regarding your application. Is this acceptable to you?

(•) Yes ( ) No

If you selected no, please identify how you would like to be contacted:

allensmerced@sbcglobal.net

Interests & Experiences

Tell us about yourself, and why you are applying for this particular Board or Commission:

I have been involved with building construction for 49 years - I love it. I have been enforcing building codes since 1975. I enjoy teaching inspection staff, construction workers, and the public about the value of the codes.

Please list your current employer and relevant volunteer experience.

My current employer in Interwest Consulting Group. I was given the opportunity to provide inspection for the University of California Merced. I went to work at the U.C. the day after I retired from 40 years of municipal inspection work.

What is your understanding of the roles and responsibilities of this Board or Commission?

I have served as the secretary to the Building and Housing Board of Appeals when I was the Acting Deputy Building Official for the City of Modesto. I believe I have a complete understanding of the responsibility of this Board.

Do you have experience or special knowledge pertaining to this Board or Commission?

I stated earlier, I have been a witness for, and an acting secretary on, a Building and Housing Board of Appeals.

Any other comments you would like to add that may assist the City Council in their decision?

I will bring years of experience to this Board. I completely realize the impact this Board may have on property owners.

[redacted]

Upload a Resume

Requirements

Question applies to multiple boards

AB 1234 Ethics Training

☑ I Agree *

Question applies to multiple boards

Attendance Policy

☑ I Agree *

Question applies to multiple boards

Statement of Economic Interests - FPPC Form 700

☑ I Agree *

Question applies to multiple boards

Oath of Office

☑ I Agree *

Question applies to multiple boards

Public Scrutiny

☑ I Agree *

Question applies to multiple boards

How did you hear about this vacancy? *

☑ Other

If you selected other, please indicate how you learned about the vacancy:

A co-worker

Demographics

Ethnicity

☑ Caucasian/Non-Hispanic

Gender

☑ Male

[redacted]

Date of Birth

Submission

I declare under penalty of disqualification or termination that all statements in this application are true and complete to the best of my knowledege.

JMA

James Michael Allen

[redacted]

Objective

To be given the opportunity to serve as a member of the City of Merced Building and Housing Board of Appeals.

Education

MERCED COMMUNITY COLLEGE, MERCED CALIFORNIA [NIGHT SCHOOL]

- Architectural Drafting, IT 42A; Intermediate Algebra, Math C / Spring 1973
- Elements of Material Science, ENGR 10 / Fall 1974
- Elementary Mechanics Statics), ENGR15; College Algebra, Math 3 / Spring 1975
- Analysis of the Electrical Code, CT 59A; Illustration, DT 18A / Fall 1975
- Analysis of the Electrical Code, CT 59B; Futures of Man, Anthro 31 / Spring 1976
- Electrical Wiring, CT 36A; Industrial Safety, IT 31; Principals of Hand Tools, MC 10 / Fall 1976
- Electrical Wiring, CT 36B; Electrical Circuits, ET 40 / Spring 1977

Skills & Abilities

MANAGEMENT

- I have been consistently evaluated as exceeding performance measures in managing the work of those whom I supervise, my own time and assigned tasks.

COMMUNICATION

- I have an easy-going demeanor that puts most people at ease in day to day dealings. I bring years of experience and knowledge to the table, and I can resolve most issues in a positive manner.

LEADERSHIP

- I believe that I am a natural leader. I was elected to serve as president of a 70+ member employees association at the City of Merced for three consecutive terms. I have taken 10 to 25 students into the field to re-wire more than 25 homes as part of the course work of a class at Merced Community College. I have been a Senior Building Inspector/Supervising Building Inspector for more than thirty years working for the City of Merced and the City of Modesto.

Experience

LINEMAN/COMMUNICATIONS CENTER SPECIALIST | UNITED STATES ARMY | JULY 1966 TO FEBRUARY 1969

- Responsible for installing, operating, and maintaining battalion level communications, including land lines (telephone), teletype, and radio. Kaiserslauten, Germany February 1967 to December 1968; Cantho and Phuoc Binh, Vietnam, January 1968 to February 1969. Honorably discharged February 1969.

FRAMER/FRAMING FOREMAN/ CONCRETE FORMAN | H. J. MCCULLOUGH, CUSTOM HOME CONTRACTOR, ATWATER , CA | 1970 TO 1975

- Framer, 1970 – 1971; Framing Foreman, 1971 – 1973; Concrete Foreman (foundations), 1973 - 1975

ENGINEERING TECHNICIAN/ ASSISTANT BUILDING INSPECTOR | CITY OF ATWATER, ATWATER, CA | JANUARY 1975 TO APRIL 1977

- As an Engineering Technician, drafting/surveying/inspecting Public Works projects; Assistant Building Inspector to the Building Inspector, August 1975 to April 1977.

BUILDING AND ELECTRICAL INSPECTOR/ SUPERVISING BUILDING INSPECTOR | CITY OF MERCED, MERCED, CA | APRIL 1977 TO MARCH 1991

- Combination Building Inspector, 1977 to 1984; Supervising Building Inspector, four employees, 1984 to 1991.

INSTRUCTOR | MERCED COMMUNITY COLLEGE, MERCED, CA | SPRING SEMESTER 1980 TO SPRING SEMSTER 2016

Residential Wiring, BCT 36A, Spring 1980 to Spring 2016

Electrical Codes and Ordinances, BCT 59a, Spring 1981 to Fall 2015

Energy Systems and Conservation, IT 39, Spring 1983

Solar Energy – Residential Applications, IT 40, Spring 1984

Solar Energy & New Technology (Community Services class for Realtors), March – April 1985

Employer-Focused Training, Pacific Rim Packaging Corporation, “Electrical Codes for Industry”, March 1990

Employer-Focused Training, United States Air Force, 93rd Civil Engineering Squadron, “Residential Wiring”, July – August 1993

SENIOR BUILDING INSPECTOR/SUPERVISING BUILDING INNSPECTOR | CITY OF MODESTO, MODESTO, CA | APRIL 1991 TO APRIL 2017

Senior Building Inspector, April 1991 to June 2014

Supervising Building Inspector, July 2014 to April 2017

BUILDONG INSPECTOR | INTERWEST CONSULTING GROUP | BOULDER, COLAORADO | MAY 2019 TO PRESENT

Inspect multi-story, concrete and steel, buildings as part of the University of California Merced Campus expansion: “UC Merced 2020”.

Building 1D – Campus Cafeteria, single story steel building, 37,714 square feet.

Building 1H – Underground Loading Docks, 30 feet below grade, 18,419 square feet.

Building 2A – A Wet/Dry Laboratory, four stories plus a partial basement, 175,456 square feet.

Building 2D – Modular Research Server Building, 1,448 square feet.

CERTIFICATES

- ICC Building Inspector
- ICC Combination Inspector - Legacy
- ICC Mechanical Inspector UMC
- ICC Plumbing Inspector UPC
- ICC Combination Inspector
- ICC Mechanical Inspector
- ICC Plumbing Inspector
- ICC Electrical Inspector
- State of California Safety Assessment Program, Building Inspector CALBO, #62356

City of Merced, CA

Building and Housing Board of Appeals

Board Roster

Ashley M McComb Thanadabouth

1st Term Jul 01, 2018 - Jul 01, 2022

Appointing Authority City Council
Position Member

Curtis R Papineau

1st Term Jul 01, 2018 - Jul 01, 2022

Appointing Authority City Council
Position Member

Vacancy

Appointing Authority City Council
Position Member

Vacancy

Appointing Authority City Council
Position Member

Vacancy

Appointing Authority City Council
Position Member

ADMINISTRATIVE REPORT

Agenda Item L.2. Meeting Date: 11/18/2019

SUBJECT: Request to Add Item to Future Agenda

REPORT IN BRIEF

Provides members of the City Council to request that an item be placed on a future City Council agenda for initial consideration by the City Council.

ADMINISTRATIVE REPORT

Agenda Item L.3. Meeting Date: 11/18/2019

SUBJECT: City Council Comments

REPORT IN BRIEF

Provides an opportunity for the Mayor and/or Council Member(s) to make a brief announcement on any activity(ies) she/he has attended on behalf of the City and to make a brief announcement on future community events and/or activities. The Brown Act does not allow discussion or action by the legislative body under this section.