

City of Merced 2018-19 CAPER

Consolidated Annual Performance and Evaluation Report

DRAFT

For Review and Approval by Merced City Council

September 16, 2019

Prepared by;
Department of Development Services
Housing Division



Table of Contents:

CR-05 - Goals and Outcomes.....	2
CR-10 - Racial and Ethnic composition of families assisted	11
CR-15 - Resources and Investments 91.520(a)	12
CR-20 - Affordable Housing 91.520(b)	18
CR-25 - Homeless and Other Special Needs 91.220(d, e); 91.320(d, e); 91.520(c).....	21
CR-30 - Public Housing 91.220(h); 91.320(j)	27
CR-35 - Other Actions 91.220(j)-(k); 91.320(i)-(j)	29
CR-40 - Monitoring 91.220 and 91.230	34
CR-45 - CDBG 91.520(c).....	38
CR-50 - HOME 91.520(d)	39
Attachments:	42
Attachment 1. Resolution	42
Attachment 2. PR 03 - CDBG Activity Summary Report for Program Year 2018	44
Attachment 3. HOME Match and APR Report – 2018.....	90
Attachment 4. CDBG and HOME Fiscal, Activity, and Accomplishments Reports	96
Attachment 5. CAPER - Proof of Publication	215

CR-05 - Goals and Outcomes

Progress the jurisdiction has made in carrying out its strategic plan and its action plan. 91.520(a)

This could be an overview that includes major initiatives and highlights that were proposed and executed throughout the program year.

The City of Merced has prepared the Consolidated Annual Performance and Evaluation Report (CAPER) for the period of July 1, 2018, through June 30, 2019. The CAPER describes a general assessment of the City's progress in carrying out projects and programs during the 2018 Fiscal Year with the use of CDBG and HOME funds, provided by the U. S. Department of Housing and Urban Development (HUD), primarily to benefit Low and Moderate Income persons (LMI) and/or areas.

The CDBG award for 2018-19 program year was \$1,128,771, with \$253,291 in Program Income received. Carryover from previous years also contributed to the continued efforts of ongoing projects and programs. Approximately \$1,814,683 in CDBG funds was spent during the snapshot period of July 1, 2018, to June 30, 2019.

The HOME award for 2018-19 was \$520,415, with approximately \$70,685 in Program Income. Carryover from last year's CAPER was also committed to ongoing projects and programs. The 2018-19 HOME expenditures were \$685,741, which were directed toward affordable housing opportunities. The remaining carryover and program income is committed to a new CHDO project, "Gateway Terrace II."

Highlighting Fiscal Year 2018-19, steady progress was made in meeting the goals and objectives stated in the 2018 Action Plan and Consolidated Plan was:

- Affordable Housing
- Rehabilitate and Enhance Existing Neighborhoods
- Non-Homeless Special Needs
- Support Services
- Public Services
- Non-Housing - Community Development
- Public & Infrastructure Improvements
- Neighborhood Revitalization Strategic Area Planning
- Homeless
- Permanent Supportive Housing
- Public Services
- Homeowner Assistance

More specifically, the City of Merced allocated CDBG funds during the 2018-19 program year to multiple social service agencies in order to meet these priorities and goals, including Merced Rescue Mission, Healthy House Within A Match, Central Valley Coalition for Affordable Housing, Sierra Saving Grace, and Restore Merced, Inc. One of the City's additional goals was to improve the condition of the City's housing stock and public facilities that benefit low-income residents. To accomplish this goal, the City partnered with Habitat for Humanity of Stanislaus County to assist with the implementation of the Homeowner Rehabilitation program.

Comparison of the proposed versus actual outcomes for each outcome measure submitted with the consolidated plan and explain, if applicable, why progress was not made toward meeting goals and objectives. 91.520(g)

Categories, priority levels, funding sources and amounts, outcomes/objectives, goal outcome indicators, units of measure, targets, actual outcomes/outputs, and percentage completed for each of the grantee's program year goals.

Goal	Category	Source / Amount	Indicator	Unit of Measure	Expected – Strategic Plan	Actual – Strategic Plan	Percent Complete	Expected – Program Year	Actual – Program Year	Percent Complete
Fair Housing	Non-Homeless Special Needs	CDBG: \$ / HOME: \$25000	Public service activities other than Low/Moderate Income Housing Benefit	Persons Assisted	300	0	0.00%			
Fair Housing	Non-Homeless Special Needs	CDBG: \$ / HOME: \$25000	Public service activities for Low/Moderate Income Housing Benefit	Households Assisted	0	0		70	0	0.00%
Fair Housing	Non-Homeless Special Needs	CDBG: \$ / HOME: \$25000	Other	Other	0	0		100	0	0.00%
Job Creation	Non-Housing Community Development		Jobs created/retained	Jobs	500	0	0.00%			
NRSA Planning	Non-Housing Community Development	CDBG: \$	Other	Other	1000	0	0.00%			
Permanent Supportive Housing	Homeless	CDBG: \$ / HOME: \$	Rental units constructed	Household Housing Unit	0	0		119	0	0.00%
Permanent Supportive Housing	Homeless	CDBG: \$ / HOME: \$	Rental units rehabilitated	Household Housing Unit	7	7	100.00%			
Permanent Supportive Housing	Homeless	CDBG: \$ / HOME: \$	Homeowner Housing Added	Household Housing Unit	0	0		39	0	0.00%

Permanent Supportive Housing	Homeless	CDBG: \$ / HOME: \$	Homeowner Housing Rehabilitated	Household Housing Unit	0	0				
Permanent Supportive Housing	Homeless	CDBG: \$ / HOME: \$	Tenant-based rental assistance / Rapid Rehousing	Households Assisted	0	0		20	24	120.00%
Permanent Supportive Housing	Homeless	CDBG: \$ / HOME: \$	Homelessness Prevention	Persons Assisted	0	23		85	110	129.41%
Permanent Supportive Housing	Homeless	CDBG: \$ / HOME: \$	Housing for Homeless added	Household Housing Unit	50	2	4.00%	2	4	200.00%
Public and Infrastructure Improvements	Non-Housing Community Development	CDBG: \$	Public Facility or Infrastructure Activities other than Low/Moderate Income Housing Benefit	Persons Assisted	0	0		7000	0	0.00%
Public and Infrastructure Improvements	Non-Housing Community Development	CDBG: \$	Public Facility or Infrastructure Activities for Low/Moderate Income Housing Benefit	Households Assisted	3000	5070	169.00%	10000	0	0.00%
Public and Infrastructure Improvements	Non-Housing Community Development	CDBG: \$	Rental units constructed	Household Housing Unit	0	0		119	1	0.84%
Public and Infrastructure Improvements	Non-Housing Community Development	CDBG: \$	Housing for Homeless added	Household Housing Unit	0	0		11	0	0.00%
Public and Infrastructure Improvements	Non-Housing Community Development	CDBG: \$	Other	Other	0	0				

rehabilitate and enhance existing neighborhoods	Affordable Housing Non-Housing Community Development housing rehab	CDBG: \$ / HOME: \$410000	Public Facility or Infrastructure Activities other than Low/Moderate Income Housing Benefit	Persons Assisted	0	0		2000	0	0.00%
rehabilitate and enhance existing neighborhoods	Affordable Housing Non-Housing Community Development housing rehab	CDBG: \$ / HOME: \$410000	Public service activities other than Low/Moderate Income Housing Benefit	Persons Assisted	0	23		5	0	0.00%
rehabilitate and enhance existing neighborhoods	Affordable Housing Non-Housing Community Development housing rehab	CDBG: \$ / HOME: \$410000	Rental units constructed	Household Housing Unit	0	0		119	1	0.84%
rehabilitate and enhance existing neighborhoods	Affordable Housing Non-Housing Community Development housing rehab	CDBG: \$ / HOME: \$410000	Rental units rehabilitated	Household Housing Unit	0	1		6	3	50.00%

rehabilitate and enhance existing neighborhoods	Affordable Housing Non-Housing Community Development housing rehab	CDBG: \$ / HOME: \$410000	Homeowner Housing Added	Household Housing Unit	2	2	100.00%	3	0	0.00%
rehabilitate and enhance existing neighborhoods	Affordable Housing Non-Housing Community Development housing rehab	CDBG: \$ / HOME: \$410000	Homeowner Housing Rehabilitated	Household Housing Unit	30	2	6.67%	10	0	0.00%
rehabilitate and enhance existing neighborhoods	Affordable Housing Non-Housing Community Development housing rehab	CDBG: \$ / HOME: \$410000	Tenant-based rental assistance / Rapid Rehousing	Households Assisted	0	0		40	24	60.00%
rehabilitate and enhance existing neighborhoods	Affordable Housing Non-Housing Community Development housing rehab	CDBG: \$ / HOME: \$410000	Housing for Homeless added	Household Housing Unit	0	1		1	3	300.00%

rehabilitate and enhance existing neighborhoods	Affordable Housing Non-Housing Community Development housing rehab	CDBG: \$ / HOME: \$410000	Housing for People with HIV/AIDS added	Household Housing Unit	0	0		0	0	
Support Services	Non-Homeless Special Needs	CDBG: \$ / HOME: \$416946	Public service activities other than Low/Moderate Income Housing Benefit	Persons Assisted	100	892	892.00%	25	17	68.00%
Support Services	Non-Homeless Special Needs	CDBG: \$ / HOME: \$416946	Public service activities for Low/Moderate Income Housing Benefit	Households Assisted	0	0		105	0	0.00%
Support Services	Non-Homeless Special Needs	CDBG: \$ / HOME: \$416946	Rental units constructed	Household Housing Unit	0	0		204	1	0.49%
Support Services	Non-Homeless Special Needs	CDBG: \$ / HOME: \$416946	Direct Financial Assistance to Homebuyers	Households Assisted	0	0		5	0	0.00%
Support Services	Non-Homeless Special Needs	CDBG: \$ / HOME: \$416946	Tenant-based rental assistance / Rapid Rehousing	Households Assisted	0	0		20	24	120.00%
Support Services	Non-Homeless Special Needs	CDBG: \$ / HOME: \$416946	Homeless Person Overnight Shelter	Persons Assisted	0	709		20	185	925.00%
Support Services	Non-Homeless Special Needs	CDBG: \$ / HOME: \$416946	Overnight/Emergency Shelter/Transitional Housing Beds added	Beds	0	0		0	0	

Support Services	Non-Homeless Special Needs	CDBG: \$ / HOME: \$416946	Homelessness Prevention	Persons Assisted	0	0		113	110	97.35%
Support Services	Non-Homeless Special Needs	CDBG: \$ / HOME: \$416946	Housing for Homeless added	Household Housing Unit	0	0		2	4	200.00%
Support Services	Non-Homeless Special Needs	CDBG: \$ / HOME: \$416946	Other	Other	0	0		3	0	0.00%

Table 1 - Accomplishments – Program Year & Strategic Plan to Date

Assess how the jurisdiction’s use of funds, particularly CDBG, addresses the priorities and specific objectives identified in the plan, giving special attention to the highest priority activities identified.

The City of Merced’s strategic plan identifies five types of projects considered essential to the community:

1. Public Infrastructure and Capital Improvements

Two (2) infrastructure projects were funded this past year. While they were not completed this fiscal year, they are anticipated to be completed next fiscal year. Additionally, the Housing Division continues to pair infrastructure projects with affordable housing activities.

Once the Gateway Terrace II Apartments breaks ground and begins to near completion, this project will have combined the construction of affordable housing units with the replacement of a collapsed sewer main that will serve not only the new apartments, but the surrounding residential neighborhood and connected businesses.

2. Programs and planning that encourage job creation and retention programs

This past year, the Housing Division worked with Restore Merced, Inc. to provide on-the-job training, resume building, and mentorship to homeless

individuals looking to find a way out of homelessness.

3. Increased public services to area nonprofit agencies, particularly programs providing services for the homeless, youth, and seniors

This past year the Housing Division used CDBG funds to assist nine (9) non-profit organizations, although one of those organizations chose not to move forward with its proposed program (Distinguished Outreach). These organizations assisted a broad range of our community members. Some of the clientele assisted were seniors, youth, homeless, and households that were at risk of becoming homeless.

4. Permanent supportive housing for the chronically homeless

The Housing Division was able to assist with funding for purchase of four (4) permanent supportive units this past year, through the accomplishments of each of the Merced Rescue Mission and Sierra Saving Grace's acquisition programs.

5. Programs that promote and/or create fair and affordable housing, especially targeting extremely low- and low-income households

Two non-profit organizations, Merced Rescue Mission and Sierra Saving Grace, were able to purchase and repair to safe livability a total of four units, which were then rented to chronically-homeless and very-low income individuals and families. In this way, these organizations were able to create affordable housing, as well as improve the appearance of these neighborhoods.

This year's activities resulted in meeting many of those five priorities.

CR-10 - Racial and Ethnic composition of families assisted

**Describe the families assisted (including the racial and ethnic status of families assisted).
91.520(a)**

	CDBG	HOME
White	168	3
Black or African American	89	0
Asian	1	0
American Indian or American Native	1	0
Native Hawaiian or Other Pacific Islander	0	0
Total	259	3
Hispanic	189	0
Not Hispanic	272	0

Table 2 – Table of assistance to racial and ethnic populations by source of funds

Narrative

Please note that the above numbers do not reflect 202 individuals assisted who identify as "Other Multi-Racial."

Of the programs that were closed out prior to the end of the Fiscal Year, the Housing Division was able to provide funding to assist approximately 461 individuals and households. Additionally, the City provided funding to the Continuum of Care, which provided assistance to 607 Point In Time (P.I.T.) homeless individuals, both sheltered and unsheltered, that are residing in various areas of the County of Merced (counted January 24, 2019). Many of these households and individuals were assisted through the Continuum of Care, Fair Housing Services, and Rapid Rehousing programs.

The populated data is not reflective of projects that were not closed out this fiscal year, projects currently underway or nearing completion, or other non-HUD funded housing projects. The City of Merced also partnered with the Merced Rescue Mission and Sierra Saving Grace to assist approximately 47 individuals who were at risk of becoming homeless by providing rental deposits and arrears assistance.

CR-15 - Resources and Investments 91.520(a)

Identify the resources made available

Source of Funds	Source	Resources Made Available	Amount Expended During Program Year
CDBG	public - federal	1,357,634	1,814,683
HOME	public - federal	779,064	685,741

Table 3 - Resources Made Available

Narrative

The City of Merced received \$1,128,771 in Community Development Block Grant Funds (CDBG), and \$520,415 in HOME Investment Partnership Funds (HOME). Through the repayment of existing rehabilitation loans, approximately \$253,291 in CDBG funds were received as Program Income. These funds were then redirected toward other projects that were already approved by City Council through the Action Plan process. Additionally, HOME funds in the amount of \$70,685, repaid through rehabilitation and first-time homebuyer loans, were received as program income and reinvested in affordable housing project and programs.

Listed below are minor, technical, and substantial amendments completed throughout the year. The City has taken no action to hinder the implementation of the 2018 Annual Action Plan and has actively implemented related projects and programs that work toward achieving its goals and objectives.

Additional information provided include approved Certificates of Consistency that were submitted by non-profit agencies applying for separate Federal funding. By approving these certificates, the City of Merced confirmed that the goals of the agencies, such as the Housing Authority of the County of Merced and Merced County Continuum of Care, are consistent with the City of Merced's goals and needs, as identified in the Consolidated Plan.

Identify the geographic distribution and location of investments

Target Area	Planned Percentage of Allocation	Actual Percentage of Allocation	Narrative Description
City Wide	72	30	
Eligible CDBG Areas	28	70	Increase due to affordable housing project and infrastructure projects in eligible areas

Table 4 – Identify the geographic distribution and location of investments

Narrative

For the 2018-19 program year, Merced anticipated that 28 percent of its CDBG & HOME funds would be spent reaching the 80 percent disadvantaged census tracts. Additionally, as stated in the Strategic Plan, certain racially and/or ethnically-concentrated areas of poverty were identified as having greater needs in the City. These census tracts are scattered throughout the community. Several of Merced's sub-recipients provided services and housing to residents living in the targeted census tracts, including Central Valley Coalition for Affordable Housing, Sierra Saving Grace, and Merced Rescue Mission. Additionally, the ADA sidewalk infrastructure projects were also located within these targeted areas.

The actual amount anticipated, after the capital improvement projects are completed, may result in a higher percentage. The remaining funds were targeted to the general population; however, because Merced is a relatively smaller community and low-income populations are distributed throughout, the City of Merced believes that those activities outside these census tracts will still serve low-income populations.

Leveraging

Explain how federal funds leveraged additional resources (private, state and local funds), including a description of how matching requirements were satisfied, as well as how any publicly owned land or property located within the jurisdiction that were used to address the needs identified in the plan.

The City is dedicated to working with developers of low- and moderate- income housing in order to leverage its funds and maintain an adequate supply of affordable housing. In fiscal year 2018-19, Central Valley Coalition for Affordable Housing (CVCAH) is in the final processes of finishing a 4-plex project. Additionally, CDBG and HOME funds helped to complete the fiscal package needed for CVCAH to begin construction of the Gateway Terrace II apartments, scheduled to break ground in early Fall of 2019.

The City leveraged funds with the County of Merced to fund the Merced Continuum of Care program. Without the City and County funding the Merced COC, neither the County nor the City would be in compliance with HUD rules and regulations for Homeless programs. The City leveraged CBDG funds with the Merced Rescue Mission to ensure homeless would receive funds for rental deposits. The program was made available to the 100 most chronically homeless individuals as identified through the Merced COC HMIS system. Additionally, funding is leveraged with the City's enterprise accounts to assist with the completion of various projects located within eligible census tracts.

Fiscal Year Summary – HOME Match	
1. Excess match from prior Federal fiscal year	25,393,312
2. Match contributed during current Federal fiscal year	0
3. Total match available for current Federal fiscal year (Line 1 plus Line 2)	25,393,312
4. Match liability for current Federal fiscal year	0
5. Excess match carried over to next Federal fiscal year (Line 3 minus Line 4)	25,393,312

Table 5 – Fiscal Year Summary - HOME Match Report

Match Contribution for the Federal Fiscal Year								
Project No. or Other ID	Date of Contribution	Cash (non-Federal sources)	Foregone Taxes, Fees, Charges	Appraised Land/Real Property	Required Infrastructure	Site Preparation, Construction Materials, Donated labor	Bond Financing	Total Match

Table 6 – Match Contribution for the Federal Fiscal Year

HOME MBE/WBE report

Program Income – Enter the program amounts for the reporting period				
Balance on hand at begin-ning of reporting period \$	Amount received during reporting period \$	Total amount expended during reporting period \$	Amount expended for TBRA \$	Balance on hand at end of reporting period \$
0	0	0	0	0

Table 7 – Program Income

Minority Business Enterprises and Women Business Enterprises – Indicate the number and dollar value of contracts for HOME projects completed during the reporting period						
	Total	Minority Business Enterprises				White Non-Hispanic
		Alaskan Native or American Indian	Asian or Pacific Islander	Black Non-Hispanic	Hispanic	
Contracts						
Dollar Amount	0	0	0	0	0	0
Number	0	0	0	0	0	0
Sub-Contracts						
Number	0	0	0	0	0	0
Dollar Amount	0	0	0	0	0	0
	Total	Women Business Enterprises	Male			
Contracts						
Dollar Amount	0	0	0			
Number	0	0	0			
Sub-Contracts						
Number	0	0	0			
Dollar Amount	0	0	0			

Table 8 - Minority Business and Women Business Enterprises

Minority Owners of Rental Property – Indicate the number of HOME assisted rental property owners and the total amount of HOME funds in these rental properties assisted						
	Total	Minority Property Owners				White Non-Hispanic
		Alaskan Native or American Indian	Asian or Pacific Islander	Black Non-Hispanic	Hispanic	
Number	0	0	0	0	0	0
Dollar Amount	0	0	0	0	0	0

Table 9 – Minority Owners of Rental Property

Relocation and Real Property Acquisition – Indicate the number of persons displaced, the cost of relocation payments, the number of parcels acquired, and the cost of acquisition						
Parcels Acquired		0		0		
Businesses Displaced		0		0		
Nonprofit Organizations Displaced		0		0		
Households Temporarily Relocated, not Displaced		0		0		
Households Displaced	Total	Minority Property Enterprises				White Non-Hispanic
		Alaskan Native or American Indian	Asian or Pacific Islander	Black Non-Hispanic	Hispanic	
Number	0	0	0	0	0	0
Cost	0	0	0	0	0	0

Table 10 – Relocation and Real Property Acquisition

CR-20 - Affordable Housing 91.520(b)

Evaluation of the jurisdiction's progress in providing affordable housing, including the number and types of families served, the number of extremely low-income, low-income, moderate-income, and middle-income persons served.

	One-Year Goal	Actual
Number of Homeless households to be provided affordable housing units	118	308
Number of Non-Homeless households to be provided affordable housing units	34	59
Number of Special-Needs households to be provided affordable housing units	15	87
Total	167	454

Table 11 – Number of Households

	One-Year Goal	Actual
Number of households supported through Rental Assistance	113	132
Number of households supported through The Production of New Units	0	0
Number of households supported through Rehab of Existing Units	9	5
Number of households supported through Acquisition of Existing Units	7	4
Total	129	141

Table 12 – Number of Households Supported

Discuss the difference between goals and outcomes and problems encountered in meeting these goals.

In last year's CAPER, the City reported that we were anticipating imminent ground breaking on a 50-unit apartment complex, which had been delayed due to the unstable housing market. While progress has been slow, the project is moving forward, with building permits approved and ready for issuance, and the ground-breaking is now expected in early Fall of 2019.

City staff has continued to work with Habitat for Humanity of Stanislaus County this past year to ensure the Homeowner Rehabilitation program was implemented. This past year, staff anticipated the project would assist up to nine households, including rehab projects involving lead paint abatement. However, due to staff changes within their organization, they were only able to complete rehabilitation project for five households (not including three homes complete but not yet closed out), although they are currently working with others at various stages in the screening and application

process.

As for affordable housing development, the City was able to partner with Sierra Saving Grace (SSG) to acquire one three-unit property for permanent supportive housing. Each one-bedroom unit needed repairs and upgrades, but SSG was able to acquire the property, make the necessary repairs, and find and house qualified tenants in each unit successfully. Merced Rescue Mission also successfully added one unit of affordable housing in the City of Merced with a purchase of a newly-constructed three-bedroom two-bath home to rent to a low-income family in need.

The City also continued to partner with Central Valley Coalition for Affordable Housing for the construction of an ongoing affordable housing project and is one of the City's partners in a new 119-unit permanent supportive housing project that was recently awarded \$13.9 million in funding by the State of California Housing and Community Development's (HCD) Affordable Housing and Sustainable Communities Program. The Childs Court Apartments is tentatively expected to complete construction and receive certificate of occupancy by the Summer of 2022, with related infrastructure expected to be completed by 2023.

The City continues to look for additional funding sources through HUD, HCD, and community partnerships (i.e. Habitat for Humanity) to bring in additional funds for affordable housing.

Discuss how these outcomes will impact future annual action plans.

This past year, the City continued to leverage its CDBG and HOME resources through partnerships and collaborations with local non-profit organizations and other agencies.

Moreover, the City was able to fund various community non-profit organizations this past year with varied success. These programs focused on serving homeless, youth fitness, and seniors.

The City continues to work with developers, government agencies, and non-profit organizations to assist with funding multi-family affordable housing projects. These partnerships have the potential to bring over 180 new affordable single- and multi-family housing units in the City of Merced.

The City was unable to break ground on a large affordable housing project this year. However, next year's 2019 HUD Annual Action Plan allocates funds for the ongoing Gateway Terrace II project and the new Childs Court Apartments.

Include the number of extremely low-income, low-income, and moderate-income persons served by each activity where information on income by family size is required to determine the eligibility of the activity.

Number of Households Served	CDBG Actual	HOME Actual
Extremely Low-income	2	2
Low-income	2	0
Moderate-income	0	1
Total	4	3

Table 13 – Number of Households Served

Narrative Information

In the table above, only those figures for affordable housing acquisition programs are included. Based upon the various public service and other programs funded through CDBG and HOME, 15,271 people were assisted and/or benefitted in some way, including the residents living near ADA improvement infrastructure projects in eligible census tracts of the City. Not included in the table is information provided by Fair Housing or the homeless counted in the Point In Time homeless persons count (607).

Not reflected in this table, due to information not related to family size, are CDBG & HOME projects underway and CDBG Activities that benefit Low/Mod Areas. CDBG funds were used for activities benefitting low/mod persons, and complies with certifications that require no less than 70% of CDBG funding during the specified period on activities that benefit low/mod person.

Additionally, included in Attachment 4 is the PR23 reports for both CDBG and HOME, which reflect Matrix Code, Accomplishment Type, Beneficiaries by Income Category, which include census for persons, and Units.

CR-25 - Homeless and Other Special Needs 91.220(d, e); 91.320(d, e); 91.520(c)

Evaluate the jurisdiction's progress in meeting its specific objectives for reducing and ending homelessness through:

Reaching out to homeless persons (especially unsheltered persons) and assessing their individual needs

The City relies on its partnerships developed through the Continuum of Care and non-profit organizations (CDBG-funded Public Service Activities) to reach out to various homeless individuals. Among others, the following standout positive outcomes helped to direct resources towards homeless programs and activities:

1. A total of four (4) existing housing units in Merced were purchased this year for Affordable Housing Units for homeless or at-risk families through the acquisition programs of the Merced Rescue Mission (1 unit) and Sierra Saving Grace (3 units).
2. Healthy House Within a Match assisted a total of eighty-seven (87) mostly elderly homeless and at-risk individuals with advocacy services and referrals to the community's network of organizations to help them stay out of homelessness.
3. A total of forty-seven (47) individuals received assistance for rental deposits and other rental assistance. Twenty-three (23) Homeless Individuals were provided rental deposits through the Merced Rescue Mission's Rental Deposit Assistance Program in order to provide them a place to live, and twenty-four (24) individuals received financial assistance from Sierra Saving Grace in the form of rent arrears and other bill assistance in order to keep them from becoming homeless.
4. 185 homeless individual men, women, and children were provided shelter at the warming center this season. Many of them used the center multiple times, for a total of 308 nights over the 61 cold and/or rainy nights the Warming Center was open during the winter months.

Additionally, the City of Merced participates in the Merced City and County Continuum of Care's Coordinated Entry (CE) system, which is linked to a wide-range of public & private agencies through street outreach within the CoC jurisdiction, so that people sleeping on the streets are prioritized for assistance in the same way as all other homeless persons.

The Vulnerability Index - Service Prioritization Decision Assistance Tool (VI-SPDAT) is used as a tool that helps determine chronicity and medical vulnerability. Outreach workers administer VI-SPDAT on the streets, in encampments, and remote areas that identify the best type of support and housing interventions that fit their needs, including Permanent Supportive Housing (PSH) with a Housing First approach and Rapid Rehousing (RRH).

CoC advertises the CE process in ways that include: 1) leaving business cards of outreach workers; 2) leaving flyers that describe the process and include contact information; 3) leaving information at service sites; 4) leaving information at public locations; 5) educating mainstream service providers; 6) at

events that attract homeless persons; 7) winter warming center; 8) 2-1-1 help line; and 9) meal programs at centers and parks.

Addressing the emergency shelter and transitional housing needs of homeless persons

The City of Merced participates in the Merced City and County Continuum of Care which is linked to a wide-range of public & private agencies working together to address emergency and transitional housing needs of homeless persons. This past year, the City of Merced collaborated with the following organizations to provide immediate shelter to chronically homeless individuals or individuals at-risk of becoming homeless:

1. Merced Rescue Mission to operate a Warming Center
2. Merced Rescue Mission - Rental Deposits
3. Sierra Saving Grace - Rental Assistance
4. Healthy House - Advocacy and Networking with other Community Organizations
5. Merced County - COC Collaborative Applicant

The Warming Center allowed individuals currently located on the streets a place to go out of the winter weather elements. The City worked with Merced Rescue Mission and Sierra Saving Grace to assist 47 households with rental assistance to help individuals homeless or at-risk of becoming homeless to find or keep housing. Additionally, the City worked with both of those organizations, Merced Rescue Mission and Sierra Saving Grace, under separate programs to acquire homes to use for permanent supportive housing unit within the community.

A Navigation Center is proposed by the County of Merced just north of the City's Childs Court Apartments project on B Street and Childs Avenue in Merced. The Navigation Center will assist in providing temporary, transitional, and other related social services that are needed to comprehensively assist homeless individuals. Once built and in operation, Navigation Center staff will work with numerous service providers who serve the homeless in our community to assess the needs of each client, in order to ensure those clients are properly evaluated and receive the care they need.

The County's Navigation Center also proposes to partner with the property management company of the Childs Court Apartments, once it is built and cleared to receive residents, to allow its clientele using its social services to be housed close-by in the Childs Court Apartments. In this way, it allows for a more coordinated and comprehensive case management plan of the client/resident and a chance for greater success in that endeavor.

Helping low-income individuals and families avoid becoming homeless, especially extremely low-income individuals and families and those who are: likely to become homeless after being discharged from publicly funded institutions and systems of care (such as health care facilities, mental health facilities, foster care and other youth facilities, and corrections programs and institutions); and, receiving assistance from public or private agencies that address housing, health, social services, employment, education, or youth needs

The County-wide Continuum of Care's homeless prevention strategy was implemented to help identify specific risk factors based on fact-finding with general assistance, mainstream, and prevention assistance providers that include loss of income, history of residential instability sudden death or illness, utility shutoffs, etc.

A strategic step of the prevention strategy focuses on shelter diversion by stabilizing the households in current housing or by temporarily sharing housing with other family members or friends until the household is ready to obtain and maintain permanent housing.

Steps also include links to temporary or ongoing support and case management, if needed. Temporary support may include one-time or short-term rental and/or utility assistance and participation in employment services. Ongoing supports may include mainstream resources and job training. Case management, if desired by the household, may be short-term.

The overall goal of the homeless prevention strategy is to stabilize the household and prepare a plan if another housing crisis occurs.

In addition, the Merced County Rescue Mission operates a Respite Care program that focuses on helping homeless persons discharged from the Mercy Medical Center and Horizons Unlimited Healthcare. The Respite Care program offers such persons a safe and supportive environment, as well as meals and oversight of medical treatment, while helping them explore long-term housing options through case management.

Helping homeless persons (especially chronically homeless individuals and families, families with children, veterans and their families, and unaccompanied youth) make the transition to permanent housing and independent living, including shortening the period of time that individuals and families experience homelessness, facilitating access for homeless individuals and families to affordable housing units, and preventing individuals and families who were recently homeless from becoming homeless again

By supporting the Merced City and County Continuum of Care, helping homeless persons includes:

1. Focusing more intensely on chronically homeless individuals and families through street outreach, and engagement into areas and encampments where chronically homeless persons are known to live;
2. Engaging chronically homeless households through the Coordinated Entry System, to help link them to the appropriate permanent supportive housing provider and level of supportive services;
3. Increasing resources to provide bridge housing for chronically homeless households who need a short-term stay while awaiting permanent housing availability that includes low-barrier shelter and vouchered stays in motels;
4. Connecting chronically homeless households to mainstream resources, including Medi-Cal and behavioral health services while awaiting PSH placement;
5. Connecting chronically homeless households to community resources such as food, transportation, money management, housing counseling services, etc., to ensure they maintain their housing; and,
6. Emphasizing a consumer-driven mindset that is choice-based.

The Coordinated Entry System (CES) plays a critical role in providing the right intervention for each homeless family to effectively house them within 30 days. CES helps families avoid entering shelters by offering assistance to help them remain in their housing or live with friends and families for a short period of time in order to gain time to move into permanent housing. If emergency shelter is needed, rapid rehousing assistance and supportive services are provided to help ensure a stay of no more than 30 days. Services are provided within a housing first and low-barrier environment. Assistance is flexible, so that families with lower barriers receive modest financial assistance and those with higher barriers receive moderate assistance.

Although no Rapid Rehousing Programs were funded through the City of Merced's Housing Program this past year, Healthy House Within a Match was funded for their program which provided advocacy for mostly elderly homeless and at-risk individuals and networked with other community organizations running rehousing programs. The Continuum of Care has also developed more effective coordination between prevention efforts and mainstream benefits and programs.

**Certification of Consistency
with the Consolidated Plan**U.S. Department of Housing
and Urban Development

I certify that the proposed activities/projects in the application are consistent with the jurisdiction's current, approved Consolidated Plan.
(Type or clearly print the following information:)

Applicant Name: Merced, County ofProject Name: CA-520 Merced City and County Continuum of CareLocation of the Project: City of Merced, County of Merced (see attached list)Name of the Federal
Program to which the
applicant is applying: FY2019 Continuum of Care Homeless Assistance ProgramName of
Certifying Jurisdiction: City of MercedCertifying Official
of the Jurisdiction
Name: Steve CarriganTitle: City ManagerSignature: Date: 8/6/19

**CA-520 2019 Certification of Consistency
with the Consolidated Plan Project List**

Agency:	Project:	Geo Code
Merced County Community Action Board	HMIS Renewal 2015	69047
Merced County Department of Mental Health	Project Home Start 2015	62250
Merced County Department of Mental Health	Project Hope Westside 2015	69047
Sierra Saving Grace Homeless Project	Sierra Saving Grace Homeless Project	62250
Housing Authority of the County of Merced	2011 Shelter Plus Care	69047
Sierra Saving Grace Homeless Project	Sierra Saving Grace Homeless Project 2	62250
Merced, County of Human Services Agency	Coordinated Entry System	62250
Sierra Saving Grace Homeless Project	2017 Permanent Housing Bonus	62250
Merced, County of Human Services Agency	Planning Grant	62250

CoC - Certificate of Consistency Page #2

CR-30 - Public Housing 91.220(h); 91.320(j)

Actions taken to address the needs of public housing

The Housing Authority of Merced County (HAMC) is the public housing agency serving those needs within the City of Merced. HAMC is independent of the City of Merced, and the City retains no control over its funding or implementation of programs. HAMC has multiple public housing properties in Merced.

Actions taken to encourage public housing residents to become more involved in management and participate in homeownership

The Housing Authority of Merced County (HAMC) encourages public housing residents to participate in policy, procedure, and program implementation and development through its Board. HAMC also distributes various forms of communication to all residents, which contains relevant news, information on training and employment opportunities, and other community resources available to public housing residents. Public housing residents also participate in the development of the HAMC five-year and annual plans. The HAMC distributes a survey to prioritize residents' needs and schedule short and long term improvements.

Actions taken to provide assistance to troubled PHAs

The Housing Authority of Merced County (HAMC) is not designated as "troubled."

**Certification by State or Local
Official of PHA Plans Consistency
with the Consolidated Plan or
State Consolidated Plan
(All PHAs)**

U. S Department of Housing and Urban Development
Office of Public and Indian Housing
OMB No. 2577-0226
Expires 2/29/2016

**Certification by State or Local Official of PHA Plans
Consistency with the Consolidated Plan or State Consolidated Plan**

I, Steve Carrigan, the City Manager
Official's Name *Official's Title*

certify that the 5-Year PHA Plan and/or Annual PHA Plan of the

Housing Authority of the County of Merced
PHA Name

is consistent with the Consolidated Plan or State Consolidated Plan and the Analysis of
Impediments (AI) to Fair Housing Choice of the


City of Merced
Local Jurisdiction Name

pursuant to 24 CFR Part 91.

**Provide a description of how the PHA Plan is consistent with the Consolidated Plan or State
Consolidated Plan and the AI.**

Both plans emphasize efforts provide clean, safe and permanent housing to low income and/or
homeless families and individuals. Both plans also emphasize efforts to house homeless veterans.

I hereby certify that all the information stated herein, as well as any information provided in the accompaniment herewith, is true and accurate. Warning: HUD will prosecute false claims and statements. Convictions may result in criminal and/or civil penalties. (18 U.S.C. 1001, 1010, 1012; 31 U.S.C. 3729, 3802)

Name of Authorized Official	Title
Steve Carrigan	City Manager
Signature 	Date <u>7/9/19</u>

CR-35 - Other Actions 91.220(j)-(k); 91.320(i)-(j)

Actions taken to remove or ameliorate the negative effects of public policies that serve as barriers to affordable housing such as land use controls, tax policies affecting land, zoning ordinances, building codes, fees and charges, growth limitations, and policies affecting the return on residential investment. 91.220 (j); 91.320 (i)

City of Merced Housing staff continues to move forward to meet the daily challenges and has worked to educate sub-grantees, identify challenged areas, establish community partnerships, and improve upon outdated processes to create an efficient, effective program.

Actions taken to address obstacles to meeting underserved needs. 91.220(k); 91.320(j)

The City of Merced Housing Division has partnered with the County of Merced as Collaborative Applicant to develop and implement the Continuum of Care program within the City of Merced, County of Merced, and neighboring Communities. The plan discusses the extent of homelessness in Merced County, identifies and leverages available local resources, describes solutions, and ultimately renders area organizations eligible for federal Continuum of Care grant funding.

The City and County of Merced have taken a lead role in providing resources to the homeless in Merced by adopting the Continuum of Care Strategy to end Homelessness. The City of Merced Housing Division is providing annual CDBG funds to support one staff member of the Merced County Human Services Agency responsible for heading up the Continuum of Care through Merced County. Several positive activities spearheaded by the Continuum of Care can be found throughout this document. Additionally, the Division is working with three non-profit organizations to either rehabilitate existing, purchase, or construct residential properties to provide permanent supportive housing.

Actions taken to reduce lead-based paint hazards. 91.220(k); 91.320(j)

The City of Merced continues to review and analyze how it can better meet the needs of the underserved and address “worst case” housing issues through its affordable housing program, supportive services, Continuum of Care, and the Fair Housing services provided through Project Sentinel this year. Loans to landlords to improve housing for those families living in seriously substandard housing are available with CDBG funding.

Actions taken to reduce the number of poverty-level families. 91.220(k); 91.320(j)

The City, in cooperative efforts, continues to work with the Continuum of Care and its partnering cities and non-profit agencies to identify resources available to reduce the number of persons living below the poverty level and address the needs of the community.

Programs that provide funding for rehabilitation work on purchased homes, rehab work on privately-owned properties, and/or upkeep of newly purchased properties allows the city to provide jobs to smaller contractors and service providers within the City. Many of the contractors bidding on jobs from the Housing Division are smaller, one- to four-person companies. Many contractors use credit cards to make ends meet while awaiting payment from the City. As some contractors have informed us, they are living it “paycheck to paycheck” and work other jobs to supplement their incomes. These programs allow the City to provide employment in a depressed community as a way to assist this particular group stay above the poverty level.

In addition to CDBG and HOME funds, the City utilizes its program income generated from loan payments and loan payoffs to rehabilitate properties. Additionally, in past years, the City has also used its grant funds from CalHome programs to provide deferred First Time Home Buyer (FTHB) loans to income-eligible households, although we were unable to this year due to State requirement changes. These efforts allow our department to assist a wide variety of households in our community.

Borrowers/applicants work with either a local lending institution or the designated property management company to identify what amount of assistance these households need in order to help them qualify for the type of residential (rental or purchase) unit they are requesting.

Actions taken to develop institutional structure. 91.220(k); 91.320(j)

The Housing Division is working with the City Attorney’s Office, Code Enforcement, Police, Fire, and the Building Division to identify substandard housing. The Housing Division has been educating and directing these departments to have the property owners contact the Housing Division. If the homeowner is living within the non-compliant residence, Housing staff will contact Habitat for Humanity to see if the homeowner is eligible for the Homeowner Rehabilitation Program. If the property owner is not living on-site and would like to sell or rent the sub-standard housing unit, we assist in partnering the property owner with a local non-profit organization to rehabilitate the unit and convert the unit from market rate to permanent supportive housing.

Actions taken to enhance coordination between public and private housing and social service agencies. 91.220(k); 91.320(j)

The City continues to hold community meetings to enhance coordination between housing providers, government agencies, and other key stakeholders in the City and County.

We will also continue to participate in Continuum of Care (CoC) meetings, joining other governmental agencies, service providers, and community member in sharing information on existing programs, identifying areas for improvement in the coordination of services, and exchanging knowledge of best practices in order to better understand and address the community’s needs as a whole. The Continuum of Care holds quarterly board meetings to provide a platform for agencies to coordinate services and exchange information. Board Members of the Continuum of Care include public housing authorities,

service providers, community stakeholders, and people who have experienced homelessness themselves. These meetings are held to address unmet needs and ensure that resources are leveraged and not duplicated.

The Merced County Mental Health Department became the Collaborative Applicant in 2017 and still oversees the CoC. A staff member is designated to serve on the Board as a liaison between the department and homeless clients/service providers experiencing barriers in receiving assistance. The County Mental Health Department had a significant presence in the most recent Project Homeless Connect event. They were able to assess people experiencing homelessness on the spot and get them connected to services immediately. These linkages have increased the community's efforts to avoid discharge into homelessness, as well as to serve the existing homeless population.

Additionally, Housing Staff has spoken with homeless and at-risk individuals interested in becoming first-time homebuyers. In addition to the actions listed above, the City will continue to enhance coordination and work with the Housing Authority of Merced County, housing and service providers, and faith-based organizations to identify services, housing, and other needs.

Besides the Merced Rescue Mission and Sierra Saving Grace with their City-funded acquisition programs, other public agencies that work together to increase Merced's supply of affordable housing includes: Central Valley Coalition for Affordable Housing and Habitat for Humanity of Merced County.

Identify actions taken to overcome the effects of any impediments identified in the jurisdictions analysis of impediments to fair housing choice. 91.520(a)

Lack of an effective multi-lingual mortgage counseling program:

While there had previously been a credit counseling program for families facing foreclosure offered at the Central Valley Coalition for Affordable Housing, budget cuts resulted in the elimination of that position. There still remains the lack of a local mortgage counselor to address this impediment. Due to continued budget constraints, the City's only course of action at this time is to encourage and provide mortgage counseling programs to first time homebuyers in neighboring communities.

Insufficient supply of affordable rental housing:

The City of Merced has identified the provision of affordable housing as a priority in the City's Housing Element.

While the City is not a direct provider of affordable housing, it does assist developers with affordable housing funding. This past year, the City of Merced entered into a partnership agreement with an affordable housing developer, the Richman Group, LLC, as well as with Merced County, to apply for funding sources, entitle, design, and construct a new 119-unit permanent supportive (30 units) and affordable housing (89 units) apartment complex. With the boost of the recent award of a \$13.9 million

grant from the State of California's Strategic Growth Council, the apartment complex will likely see fruition, with completion of construction anticipated in the Summer of 2022.

With the department's other limited resources, staff is currently pursuing rehabilitation of existing affordable rental units and leveraging other City monies to assist with financing new construction.

**Certification of Consistency
with the Consolidated Plan**U.S. Department of Housing
and Urban Development

I certify that the proposed activities/projects in the application are consistent with the jurisdiction's current, approved Consolidated Plan.
(Type or clearly print the following information:)

Applicant Name: Project SentinelProject Name: Education and Outreach InitiativesLocation of the Project: 1490 El Camino Real
Santa Clara, CA 95050Name of the Federal
Program to which the
applicant is applying: Fair Housing Initiatives ProgramName of
Certifying Jurisdiction: City of MercedCertifying Official
of the Jurisdiction
Name: Steve S. CarriganTitle: City ManagerSignature: Date: December 14, 2018**Fair Housing - Certification of Consistency**

CAPER

Page 33 of 217

CR-40 - Monitoring 91.220 and 91.230

Describe the standards and procedures used to monitor activities carried out in furtherance of the plan and used to ensure long-term compliance with requirements of the programs involved, including minority business outreach and the comprehensive planning requirements

Staff is in the process of drafting a letter to be sent out to all property management companies overseeing each multi-family project. Staff did not receive fiscal audits from projects that are older than 15 years.

We were able to monitor single-family residential projects, and public service projects through a combination of site checks, loan servicing, and office visits with subrecipients. There were no problems that were in need of mitigation.

Staff did not keep a list of all the projects monitored this past year. This is still an area where our division can improve. Staff is working internally to continue to develop a process to ensure a database is created and maintained that reflects all projects monitored, not just the public service activities.

Multi-Family Housing Program Monitoring

City Housing staff conducts site visits annually to multi-family housing sub-recipients to review record keeping, upkeep of facility, and ensure that eligibility requirements are being maintained. If discrepancies are found, the sub-recipient will be informed during the on-site tour, provided a formal letter, and provided 30-days to correct the problem and or work with staff for a reasonable timeline.

Annual audits are required by these sub-recipients for their programs. If discrepancies in this area are found, the sub-recipient is informed immediately, and a formal letter is mailed. The sub-recipient is given 30 days to correct the problem or provide a timeline for correction. The City will work with the organization to ensure understanding of requirements and to achieve compliance. Once compliance has been achieved, the sub-recipient receives a closure letter from the City. The City Council is informed of any unresolved problems during the budget process. These same procedures will be followed with non-housing sub-recipients.

Single Dwelling Housing Program Monitoring

Homes rehabilitated or purchased with HOME funds for use as rental properties for moderate to low income families are monitored annually by staff. The owner is provided a letter requesting information and income verification of the renter. With a shortage of staffing, City of Merced Housing visitations to all sites is unmanageable. Staff members have been instructed instead to visit "at least" one site per owner. Renters are interviewed to ensure compliance of HUD requirements. If discrepancies are found, the homeowner will be informed during the on-site tour, provided a formal letter, and provided 30-days to correct the problem; and or work with staff for a reasonable timeline.

Activity/Public Service Monitoring

The City Housing Division has established monitoring procedures for its Sub-recipients in order to ensure compliance with all CDBG requirements and objectives. Those procedures include written contracts and invoicing before funds are distributed; workshops with applicants and new sub-recipients to ensure an understanding of reporting requirements; clear timelines for measured success; reporting forms that include hours, task, client demographic information, and income range. Reports are required with each invoice, and year-end evaluations are required. All sub-recipients receive one on-site visit during the program year.

Citizen Participation Plan 91.105(d); 91.115(d)

Describe the efforts to provide citizens with reasonable notice and an opportunity to comment on performance reports.

Staff made a concerted effort to reach out to the community for comments and input about the CAPER for fiscal year 2018-19. The public was notified of the CAPER's availability through notifications in two newspapers, at a public meeting, and the City Council public hearing.

The availability of the FY 2018-19 CAPER and a request for comments was publicly noticed in the following ways:

- August 12, 2019 - Notices were posted at the Merced Civic Center and on the City of Merced Website.
- August 15, 2019 - A Public Notice was published in the Merced Sun-Star.
- August 15, 2019 - A Public Notice was published in the Merced County Times.
- September 5, 2019 – Community Meeting at City Hall in the Engineering/Housing Conference Room.
- September 16, 2019 – Public Hearing at City Hall; Public Hearing requesting Council action to approve the CAPER.

City Council considered one (1) project that required budget modifications to the 2018 HUD Annual Action Plan

2018-2019 HUD Annual Action Plan Amendments

Council Date	Subject	Report #
1/2/2018	Community Input Presentation by Housing Staff	Admin Report 17-598
4/2/2018	Request to Set a Public Hearing for the 2018 Housing and Urban Development Annual Action Plan	Admin Report 18-150
4/16/2018	Applications for the Department of Housing and Urban Development 2018 Annual Action Plan	Admin Report 18-177
6/18/2018	Public Hearing and Adoption of the Department of Housing and Urban Development 2018 Annual Action Plan	Admin Report 18-302
9/17/2018	Public Hearing – Consideration of Approval of the Consolidated Annual Performance and Evaluation Report for Program Year 2017-2018	Admin Report 18-428
10/1/2018	Allocation of Fiscal Year 2018/19 Community Development Block Grant (CDBG) and HOME Investment Partnership Program (HOME) to Fund Sub-recipient Agreements with Restore Merced for Neighborhood Clean-up Program (\$60,000), Sierra Saving Grace for the Homeless Project (\$465,000), Merced Rescue Mission for the Hope for Families Project Program (\$250,000), and County of Merced for the Continuum of Care Program; and First Technical Amendment to the 2018 Department of Housing and Urban Development Annual Action Plan	Admin Report 18-429
10/1/2018	Agreement to Negotiate Exclusively with the Richman Group of California, LLC, for the Childs and B Street Affordable Housing Development	Admin Report 18-465
11/5/2018	Resolution Extending the Period for Development or Disposition of Properties Transferred to the Housing Successor Agency (Housing Division) for a Period of Five (5) Years	Admin Report 18-435
11/19/2018	Public Hearing – Tax Equity and Fiscal Responsibility Act (TEFRA) to Consider the Issuance of Tax Exempt Bonds by the California Statewide Communities Development Authority in an Aggregate Principal Amount Not to Exceed \$12,000,000 for the Purpose of Financing or Refinancing the Acquisition, Construction, Improvement, and Equipping of the Gateway Terrace II Project, Located at W. 13 th and K Streets (APN 031-323-002)	Admin Report 18-544

2018 Annual Action Plan Public Meetings and Administrative Reports - Page #1

12/13/2018	Site Plan Review #429 – Develop a mixed-income apartment complex (119 units) with 80% market rate units and 20% affordable units	SP#429
1/7/2019	Report – Community Input Presentation by Housing Staff Regarding the 2019 Department of Housing and Urban Development (HUD) Annual Plan and Update on the Proposed Childs and B Street Affordable Housing Project	Admin Report 18-617
1/24/19	Modification of Site Plan Resolution #429 to develop an apartment complex (119 units) with 100% low-income serving units	Modified SP#429
2/4/2019	Adoption of Resolution Allowing the Submittal of a Joint Application with the Richman Group of California Development Company, LLC (Richman Group), and the Central Valley Coalition for Affordable Housing (CVCAH) for the Affordable Housing and Sustainable Communities (AHSC) Program to Obtain Loan and Grant Funding for the Construction of a 119-unit Affordable Housing Project at 1137 B Street in Merced, California, and Approval and Execution of an Enforceable Funding Commitment Agreement, a First Amendment to the Exclusive Negotiating Agreement, and Memorandum of Understanding Between the City, CVCAH, and the Richman Group, and Certification of the National Environmental and Protection Agency Environmental Assessment	Admin Report 19-046
4/1/2019	Report – Housing Successor Expenditure Report and Property Disposition Options for Nine Properties Owned by the Housing Successor Agency (HSA), Approximate Balance of the LMI Housing Account, Dedicating \$1.2 Million for Childs Court Apartments, and the Submission of the Fiscal Year 2017/18 SB 341 Report to the California Department of Housing and Community Development (HCD)	Admin Report 19-042
5/20/2019	Adoption of Resolutions by the City Council Acting in Its Capacity as the Housing Successor Agency Authorizing the Retention of 26 West 18 th Street, a Housing Asset Owned By the Former Redevelopment Agency of the City of Merced, Validating the Deposit of Funds Into the Housing Asset Fund from the Sale of 454 West 18 th Street, which was a Housing Asset Owned by the Former Redevelopment Agency of the City of Merced, and Validation the Deposit of Funds into the Housing Asset Fund from the sale of 951 West 7 th Street, which was a Housing Asset owned by the Former Redevelopment Agency of the City of Merced	Admin Report 19-221

2018 Annual Action Plan Public Meetings and Administrative Reports - Page #2

CR-45 - CDBG 91.520(c)

Specify the nature of, and reasons for, any changes in the jurisdiction's program objectives and indications of how the jurisdiction would change its programs as a result of its experiences.

Priorities identified in the 2015-2020 Consolidated Plan were implemented. The City takes a proactive approach and continually evaluates programs, projects, and activities to ensure they are meeting targeted goals, as well as keeping in line with current levels of funding. As a result of our experience, difficult and strategic recommendations are made to City Council. For example, when funding is not moving quickly, an alternate priority need project or program is recommended. Council gives the City Manager the authority to redirect funds based upon certain criteria or timelines. As with CDBG, the timely expenditure ratios are monitored, and HOME commitment and expenditure deadlines are monitored.

Staff also directs funding toward core programs established during the previous year and identified within the 2015-2020 Consolidated Plan.

The City of Merced continues to use CDBG funds toward affordable housing, a suitable living environment, ADA improvements to public infrastructure, public/social services, and the repayment of Section 108 loan. The reallocation of funding occurs throughout the year for both CDBG and HOME.

Staff reviews and meets with project managers on a regular basis. The City's Citizens Participation Plan allows minor and technical amendments to be reviewed and authorized by the City Manager. All substantial amendments resulting in a reallocation of funding over \$30,000 and contractual amendments were taken to City Council via a public hearing for input, as well community meetings.

Objectives have not changed; however, as a result of the needs identified through public meetings with non-profit housing and service providers, HOME funding was approved to assist in meeting the needs of the Merced homeless population.

Does this Jurisdiction have any open Brownfields Economic Development Initiative (BEDI) grants?

No

[BEDI grantees] Describe accomplishments and program outcomes during the last year.

This is not applicable to the City of Merced's Housing Program.

CR-50 - HOME 91.520(d)

Include the results of on-site inspections of affordable rental housing assisted under the program to determine compliance with housing codes and other applicable regulations

Please list those projects that should have been inspected on-site this program year based upon the schedule in §92.504(d). Indicate which of these were inspected and a summary of issues that were detected during the inspection. For those that were not inspected, please indicate the reason and how you will remedy the situation.

None of the multifamily residential projects were monitored this year. Staff is in the process of drafting a letter to be sent out to all property management companies overseeing each multi-family project. Staff did not receive fiscal audits from projects that are older than 15 years. However, we were able to monitor single-family residential and public service projects through a combination of site checks, loan servicing, and office visits. There were no problems that were in need of mitigation. Staff did not keep a list of all the projects monitored this past year. This is an area where our division can improve.

Multi-Family Housing Program Monitoring

City Housing staff conducts site visits annually to multi-family housing sub-recipients to review record keeping, the upkeep of facility, and to ensure eligibility requirements are being maintained. A City inspector is part of this tour, and if discrepancies are found, the sub-recipient will be informed during the on-site tour, provided a formal letter, and provided 30-days to correct the problem and/or work with staff for a reasonable timeline.

Annual audits are required by these sub-recipients for their programs. If discrepancies in this area are found, the sub-recipient is informed immediately and a formal letter is mailed. The sub-recipient is given 30 days to correct the problem or provide a timeline for correction. The City will work with the organization to ensure the requirements are understood and that compliance is re-attained. Once compliance has been achieved, the sub-recipient receives a closure letter from the City. The City Council is informed of any unresolved problems during the budget process. These same procedures will be followed with non-housing sub-recipients.

Single Dwelling Housing Program Monitoring

Homes rehabilitated or purchased with HOME funds for use as rental properties for moderate to low income families are monitored annually by staff. The owner is provided a letter requesting information and income verification of the renter.

With a shortage of staffing, housing visitations to all sites is unattainable. Staff members have been instructed instead to visit "at least" one site per owner. A City Inspector is taken on site to ensure housing meets codes. Renters are interviewed to ensure compliance of HUD requirements. If any

discrepancies are found, the home owner will be informed during the on-site tour, provided a formal letter, and provided 30-days to correct the problem and/or work with staff for a reasonable timeline.

Provide an assessment of the jurisdiction's affirmative marketing actions for HOME units.

92.351(b)

The City of Merced continues to follow the Affirmative Marketing Policy as outlined in the Consolidated Plan and monitors compliance with the Policy by the City and participating property owners on an annual basis.

The City of Merced Housing Division shall be responsible for implementing the Affirmative Marketing Policy and evaluating its effectiveness concurrently with the HOME Program:

- The Housing Division shall inform the public about the Affirmative Marketing Policy through handouts and application forms, periodic advertisements in general circulation newspapers, and regularly-scheduled public meetings.
- The City shall, at times, display informational posters in the Merced City Hall Lobby, which is open to the public. All graphic presentations concerning the HOME Program shall display the HUD Equal Housing Opportunity logo or slogan.
- The owners of buildings selected for rehabilitation shall likewise be informed about the City's Affirmative Marketing Policy at the time that an application is submitted to the Housing Division.
- The City shall also provide tenants and rental property owners with copies of the "Landlord-Tenant Fact Sheet" produced by the State Department of Consumer Affairs.
- The City shall continue its practice of providing general information and telephone reference numbers to persons contacting the Housing Division with questions regarding affirmative marketing, federal fair housing, tenant's rights, assisted housing, and correction of substandard conditions in tenant-occupied dwellings.

This year, the City continued the services of the Fair Housing Services provider (Project Sentinel) for all Merced residents. Some of the services provided by Project Sentinel include: seminars, educational pamphlets, and counselors to assist renters and landlords with any fair housing questions or problems.

Refer to IDIS reports to describe the amount and use of program income for projects, including the number of projects and owner and tenant characteristics

The use of HOME Investment Partnership Program funding for the Homeowner Rehabilitation Forgivable Loan Program was approved by City Council. Prior to the 2018 program year, the City worked with Central Valley Coalition for Affordable Housing (CVCAH) to construct HOME-funded units at two separate locations. One project was completed prior to July 2018, and the other has completed construction and will receive its Certificate of Occupancy clearance soon. Additional Program Income was approved by Council to be re-directed toward the construction of 50-unit affordable housing project located at 13th and K Street, which will break ground by Fall of 2019. These funds are being directed

toward beneficiaries with incomes at or below 80% of the area median income. Unfortunately, the project was not started or completed within this CAPER's reporting period. The status of this continuing project will be reflected in next year's CAPER.

Describe other actions taken to foster and maintain affordable housing. 91.220(k) (STATES ONLY: Including the coordination of LIHTC with the development of affordable housing). 91.320(j)

The HOME program objectives continue with promoting, maintaining, and providing affordable housing by working with Affordable Housing Developers and nonprofit organizations. Staff continues to work with Habitat for Humanity of Stanislaus County to assist homeowners with rehabilitation of their properties; Sierra Saving Grace and Merced Rescue Mission with the acquisition of properties to increase the number of permanent supportive housing units within the community; and, Central Valley Coalition For Affordable Housing with development of larger multifamily residential projects, including the Childs Court Apartments currently in the development, funding, and design stages.

Attachments:

Attachment 1. Resolution

RESOLUTION NO. 2019-_____

A RESOLUTION OF THE CITY COUNCIL OF THE CITY OF MERCED, CALIFORNIA, APPROVING THE 2018-2019 PROGRAM YEAR CONSOLIDATED ANNUAL PERFORMANCE AND EVALUATION REPORT

WHEREAS, the City of Merced operated the Community Development Block Grant Program (CDBG), and the Home Investment Partnerships Grant Program (HOME) for the 2018-2019 Program Year; and

WHEREAS, the City is required to submit a Consolidated Annual Performance and Evaluation Report (CAPER) to the U.S. Department of Housing and Urban Development (HUD) for the activities and expenditures for the 2018-2019 Program Year; and

WHEREAS, the City must also certify that it is complying with HUD requirements for the use of CDBG and HOME funds; and

WHEREAS, the City spent approximately \$2,345,300 in CDBG and HOME funds during the 2018-2019 Program Year; 100% of the funds were used to assist households with incomes at or below 120% of median income; and,

WHEREAS, The City Manager is the certifying officer for all HUD reports and transactions.

NOW, THEREFORE, THE CITY COUNCIL OF THE CITY OF MERCED DOES HEREBY RESOLVE, DETERMINE, FIND, AND ORDER AS FOLLOWS:

SECTION 1. The City Council of the City of Merced hereby approves the attached 2018-2019 Program Year Consolidated Annual Performance and Evaluation Report (CAPER), and authorizes the City Manager to submit the same to HUD on behalf of the City of Merced.

///

///

X:\Resolutions\2019\Housing-Approving CAPER for 18-19.docx

1

PASSED AND ADOPTED by the City Council of the City of Merced at a regular meeting held on the ____ day of _____, 2019, by the following vote:

AYES: Council Members:

NOES: Council Members:

ABSENT: Council Members:

ABSTAIN: Council Members:

APPROVED:


Mayor

ATTEST:
STEVE CARRIGAN, CITY CLERK

BY: _____
Assistant/Deputy City Clerk

(SEAL)


APPROVED AS TO FORM:



City Attorney 7/24/2019
Date

X:\Resolutions\2019\Economic\Approving CAPER for 18-19.docx

Attachment 2. PR 03 - CDBG Activity Summary Report for Program Year 2018



U.S. Department of Housing and Urban Development
Office of Community Planning and Development
Integrated Disbursement and Information System
CDBG Activity Summary Report (GPR) for Program Year 2018
MERCED

Date: 03-Sep-2019
Time: 14:41
Page: 1

PGM Year: 2012
Project: 0009 - ECONOMIC DEVELOPMENT
IDIS Activity: 998 - ECONOMIC DEVELOPMENT

Status: Open
Location: 678 W 18th St Merced, CA 95340-4708

Objective: Create economic opportunities
Outcome: Availability/accessibility
Matrix Code: ED Technical Assistance (18B)

National Objective: LMA

Initial Funding Date: 11/26/2012

Description:

THIS ACTIVITY HAS BEEN DETERMINED TO NOT BE CDBG ELIGIBLE.
MERCED CITY COUNCIL AND HUD APPROVED REVISING THE CDBG FUNDS TO AN ELIGIBLE CDBG ACTIVITY.
(IDIS #1054) FUNDING WILL BE REVISED AS EXPENSES OCCUR TO THE WATER MAIN PROJECT - IDIS #1054


	Fund Type	Grant Year	Grant	Funded Amount	Drawn In Program Year	Drawn Thru Program Year
CDBG	EN	Pre-2015		\$54,988.91	\$0.00	\$0.00
		2012	B12MC060044		\$0.00	\$54,988.91
Total	Total			\$54,988.91	\$0.00	\$54,988.91

Proposed Accomplishments

Businesses : 1
Total Population in Service Area: 62,733
Census Tract Percent Low / Mod: 55.10

Annual Accomplishments

Years	Accomplishment Narrative	# Benefitting
2012	THIS ACTIVITY HAS BEEN DETERMINED TO NOT BE CDBG ELIGIBLE. MERCED CITY COUNCIL AND HUD APPROVED REVISING THE CDBG FUNDS TO AN ELIGIBLE CDBG ACTIVITY. (IDIS #1054) FUNDING WILL BE REVISED AS EXPENSES TO THE WATER MAIN PROJECT OCCUR. - IDIS #1054.	



U.S. Department of Housing and Urban Development
Office of Community Planning and Development
Integrated Disbursement and Information System
CDBG Activity Summary Report (GPR) for Program Year 2018
MERCED

Date: 03-Sep-2019
Time: 14:41
Page: 2

PGM Year: 2016

Project: 0005 - ADA Ramp and Sidewalk Modifications - City of Merced Engineering Department

IDIS Activity: 1094 - ADA Ramp and Sidewalk Modifications #117007

Status: Completed 11/15/2018 12:00:00 AM

Location: 678 W 18th St Merced, CA 95340-4708

Objective: Create suitable living environments

Outcome: Availability/accessibility

Matrix Code: Sidewalks (03L)

National Objective: LMA

Initial Funding Date: 04/10/2017

Description:

The construction of twelve ADA handicap ramps including sidewalk modifications.

Financing

	Fund Type	Grant Year	Grant	Funded Amount	Drawn In Program Year	Drawn Thru Program Year
CDBG	EN	2015	B15MC060044	\$62,238.92	\$0.00	\$62,238.92
		2016	B16MC060044	\$69,777.39	\$0.00	\$69,777.39
	PI			\$6,350.82	\$573.35	\$6,350.82
Total	Total			\$138,367.13	\$573.35	\$138,367.13

Proposed Accomplishments


Public Facilities : 12

Total Population in Service Area: 5,070

Census Tract Percent Low / Mod: 74.06

Annual Accomplishments

Years	Accomplishment Narrative	# Benefitting
2016	The construction of twelve ADA handicap ramps including sidewalk modifications. The City of Merced Engineering Department has the survey completed and drafted. The project design has been started. This activity will continue PY 17/18. This activity completed PY 17/18. This activity will continue in PY 18/19 due to final invoices being processed for payment. The project consisted of removing the existing concrete sidewalk and curb & gutter at the four corners of Q Street at 8th Street and Q Street at 9th Street. Each corner was replaced with new sidewalk, curb & gutter and wheelchair ramps with detectable warning strips. There was a total of eight intersection corners improved. Total quantities involved were: 2,315 square feet of existing concrete sidewalk removed, 280 linear feet of existing curb & gutter removed, 830 square feet of new concrete sidewalk installed, 115 linear feet of new curb & gutter installed, 1,800 square feet of new concrete handicap access ramps, and 8 detectable warning devices installed.	



U.S. Department of Housing and Urban Development
Office of Community Planning and Development
Integrated Disbursement and Information System
CDBG Activity Summary Report (GPR) for Program Year 2018
MERCED

Date: 03-Sep-2019
Time: 14:41
Page: 3

PGM Year: 2016
Project: 0009 - Brush with Kindness - Habitat for Humanity Stanislaus County
IDIS Activity: 1100 - Brush with Kindness - Habitat for Humanity Stanislaus County

Status: Open Objective: Create suitable living environments
Location: 630 Kearney Ave Modesto, CA 95350-5714 Outcome: Affordability
Matrix Code: Rehab; Single-Unit Residential (14A) National Objective: LMH

Initial Funding Date: 06/23/2017

Description:
Owner-occupied single family housing rehabilitation for approximately 5 homes.
Financing

	Fund Type	Grant Year	Grant	Funded Amount	Drawn In Program Year	Drawn Thru Program Year
CDBG	EN	2015	B15MC060044	\$1,354.51	\$1,354.51	\$1,354.51
		2016	B16MC060044	\$223,557.51	\$145,499.92	\$145,499.92
		2018	B18MC060044	\$12,200.00	\$12,200.00	\$12,200.00
	PI			\$16,942.58	\$16,150.58	\$16,942.58
Total	Total			\$254,054.60	\$175,205.01	\$175,997.01


Proposed Accomplishments
Housing Units : 5

Actual Accomplishments

Number assisted:	Owner		Renter		Total		Person	
	Total	Hispanic	Total	Hispanic	Total	Hispanic	Total	Hispanic
White:	0	0	0	0	0	0	0	0
Black/African American:	0	0	0	0	0	0	0	0
Asian:	0	0	0	0	0	0	0	0
American Indian/Alaskan Native:	0	0	0	0	0	0	0	0
Native Hawaiian/Other Pacific Islander:	0	0	0	0	0	0	0	0
American Indian/Alaskan Native & White:	0	0	0	0	0	0	0	0
Asian White:	0	0	0	0	0	0	0	0
Black/African American & White:	0	0	0	0	0	0	0	0
American Indian/Alaskan Native & Black/African American:	0	0	0	0	0	0	0	0
Other multi-racial:	0	0	0	0	0	0	0	0
Asian/Pacific Islander:	0	0	0	0	0	0	0	0
Hispanic:	0	0	0	0	0	0	0	0

PR03 - MERCED

Page: 3 of 46



U.S. Department of Housing and Urban Development
Office of Community Planning and Development
Integrated Disbursement and Information System
CDBG Activity Summary Report (GPR) for Program Year 2018
MERCED

Date: 03-Sep-2019
Time: 14:41
Page: 4

Total: 0 0 0 0 0 0 0 0

Female-headed Households: 0 0 0


Income Category:

	Owner	Renter	Total	Person
Extremely Low	0	0	0	0
Low Mod	0	0	0	0
Moderate	0	0	0	0
Non Low Moderate	0	0	0	0
Total	0	0	0	0

Percent Low/Mod

Annual Accomplishments

Years	Accomplishment Narrative	# Benefitting
2016	Owner-occupied single family housing rehabilitation for approximately 5 homes. To be continued in PY 17/18 & PY 18/19. Some Activities are underway and will be continued PY 19/20. Completed Rehabilitation Activities: 957 Sydney Lane, 565 V Street. Continuing rehabilitation activity underway: 937 W. 5th Street. Lead Testing/Remediation: 1710 Union Avenue, 950 W. 8th Street, 1005 W. 9th Street.	



U.S. Department of Housing and Urban Development
Office of Community Planning and Development
Integrated Disbursement and Information System
CDBG Activity Summary Report (GPR) for Program Year 2018
MERCED

Date: 03-Sep-2019
Time: 14:41
Page: 5

PGM Year: 2016

Project: 0017 - Gateway Terrace II Apartments - Central Valley Coalition for Affordable Housing (CHDO)

IDIS Activity: 1102 - GATEWAY TERRACE II - CVCAH (CHDO)

Status: Open

Location: 13TH & K STREET MERCED, CA 95340

Objective: Create suitable living environments

Outcome: Sustainability

Matrix Code: Water/Sewer Improvements (03J)

National Objective: LMC

Initial Funding Date: 07/20/2017

Description:

Development of 50 units of quality affordable housing.

Project will replace the sewer & water mains serving the project site and nearby residents located within a disadvantage census tract.

Financing

	Fund Type	Grant Year	Grant	Funded Amount	Drawn In Program Year	Drawn Thru Program Year
CDBG	EN	Pre-2015		\$38,656.62	\$0.00	\$0.00
		2014	B14MC060044		\$38,656.62	\$38,656.62
		2015	B15MC060044	\$406,051.38	\$269,256.78	\$269,256.78
Total	Total			\$444,708.00	\$307,913.40	\$307,913.40

Proposed Accomplishments


Actual Accomplishments

Number assisted:

	Owner		Renter		Total		Person	
	Total	Hispanic	Total	Hispanic	Total	Hispanic	Total	Hispanic
White:	0	0	0	0	0	0	0	0
Black/African American:	0	0	0	0	0	0	0	0
Asian:	0	0	0	0	0	0	0	0
American Indian/Alaskan Native:	0	0	0	0	0	0	0	0
Native Hawaiian/Other Pacific Islander:	0	0	0	0	0	0	0	0
American Indian/Alaskan Native & White:	0	0	0	0	0	0	0	0
Asian White:	0	0	0	0	0	0	0	0
Black/African American & White:	0	0	0	0	0	0	0	0
American Indian/Alaskan Native & Black/African American:	0	0	0	0	0	0	0	0
Other multi-racial:	0	0	0	0	0	0	0	0
Asian/Pacific Islander:	0	0	0	0	0	0	0	0
Hispanic:	0	0	0	0	0	0	0	0
Total:	0	0	0	0	0	0	0	0

PR03 - MERCED

Page: 5 of 46




U.S. Department of Housing and Urban Development
Office of Community Planning and Development
Integrated Disbursement and Information System
CDBG Activity Summary Report (GPR) for Program Year 2018
MERCED

Date: 03-Sep-2019
Time: 14:41
Page: 6

Female-headed Households:	0	0	0	
Income Category:				
	Owner	Renter	Total	Person
Extremely Low	0	0	0	0
Low Mod	0	0	0	0
Moderate	0	0	0	0
Non Low Moderate	0	0	0	0
Total	0	0	0	0
Percent Low/Mod				

Annual Accomplishments

Years	Accomplishment Narrative	# Benefitting
2017	Development of 50 units of quality affordable housing. Project will replace the sewer & water mains serving the project site and nearby residents located within a disadvantage census tract. The apartment complex consists of 49 affordable units and 1 manager unit of new construction multi-family housing located on K Street between W. 12th & W. 13th Streets. The site has been graded and is ready for new construction. 100% of the units will be rent-restricted for qualified residents with incomes ranging from 50%-60% of the area median income for a 55-year affordability period. We are also anticipating more than 10 HUD-Veterans Affairs Supportive Housing (HUD-VASH) vouchers and 38 HUD Project Based Vouchers (PBVs) committed to the project. This activity is projected to be completed by the Fall of 2021.	



U.S. Department of Housing and Urban Development
Office of Community Planning and Development
Integrated Disbursement and Information System
CDBG Activity Summary Report (GPR) for Program Year 2018
MERCED

Date: 03-Sep-2019
Time: 14:41
Page: 7

PGM Year: 2017
Project: 0001 - Administrative Costs FY 2017/18
IDIS Activity: 1106 - Direct Administration Expenses

Status: Completed 7/31/2018 12:00:00 AM
Location: ,

Objective:
Outcome:
Matrix Code: General Program Administration (21A) National Objective:

Initial Funding Date: 11/01/2017

Description:

Funding for administration expenses related to the operation of the City of Merced Housing Division.

Financing

	Fund Type	Grant Year	Grant	Funded Amount	Drawn In Program Year	Drawn Thru Program Year
CDBG	EN	2017	B17MC060044	\$41,581.04	\$0.00	\$41,581.04
	PI			\$49,299.00	\$0.00	\$49,299.00
Total	Total			\$90,880.04	\$0.00	\$90,880.04

Proposed Accomplishments


Actual Accomplishments

Number assisted:

	Owner		Renter		Total		Person	
	Total	Hispanic	Total	Hispanic	Total	Hispanic	Total	Hispanic
White:					0	0		
Black/African American:					0	0		
Asian:					0	0		
American Indian/Alaskan Native:					0	0		
Native Hawaiian/Other Pacific Islander:					0	0		
American Indian/Alaskan Native & White:					0	0		
Asian White:					0	0		
Black/African American & White:					0	0		
American Indian/Alaskan Native & Black/African American:					0	0		
Other multi-racial:					0	0		
Asian/Pacific Islander:					0	0		
Hispanic:					0	0		
Total:	0	0	0	0	0	0	0	0
Female-headed Households:					0			

PR03 - MERCED

Page: 7 of 46




U.S. Department of Housing and Urban Development
Office of Community Planning and Development
Integrated Disbursement and Information System
CDBG Activity Summary Report (GPR) for Program Year 2018
MERCED

Date: 03-Sep-2019
Time: 14:41
Page: 8

Income Category:	Owner	Renter	Total	Person
Extremely Low			0	
Low Mod			0	
Moderate			0	
Non Low Moderate			0	
Total	0	0	0	0
Percent Low/Mod				

Annual Accomplishments

No data returned for this view. This might be because the applied filter excludes all data.



U.S. Department of Housing and Urban Development
Office of Community Planning and Development
Integrated Disbursement and Information System
CDBG Activity Summary Report (GPR) for Program Year 2018
MERCED

Date: 03-Sep-2019
Time: 14:41
Page: 9

PGM Year: 2017

Project: 0017 - Rental Deposit Assistance - Merced Rescue Mission

IDIS Activity: 1108 - Merced Rescue Mission - Rental Deposits/Rapid Re-Housing Program

Status: Completed 11/14/2018 12:00:00 AM

Objective: Create suitable living environments

Location: 527 W 20th St Merced, CA 95340-3715

Outcome: Affordability

Matrix Code: Subsistence Payment (05Q)

National Objective: LMC

Initial Funding Date: 01/11/2018

Description:

Provide Rental Deposit Assistance to homeless individuals.

The rental deposits aid eligible households with the ability to obtain the necessary housing to get off the streets.

Financing

	Fund Type	Grant Year	Grant	Funded Amount	Drawn In Program Year	Drawn Thru Program Year
CDBG	EN	2017	B17MC060044	\$9,048.11	\$0.00	\$9,048.11
	PI			\$8,753.00	\$300.00	\$8,753.00
Total	Total			\$17,801.11	\$300.00	\$17,801.11

Proposed Accomplishments

People (General) : 25


Actual Accomplishments

Number assisted:

	Owner		Renter		Total		Person	
	Total	Hispanic	Total	Hispanic	Total	Hispanic	Total	Hispanic
White:	0	0	0	0	0	0	12	0
Black/African American:	0	0	0	0	0	0	3	0
Asian:	0	0	0	0	0	0	0	0
American Indian/Alaskan Native:	0	0	0	0	0	0	1	1
Native Hawaiian/Other Pacific Islander:	0	0	0	0	0	0	0	0
American Indian/Alaskan Native & White:	0	0	0	0	0	0	0	0
Asian White:	0	0	0	0	0	0	0	0
Black/African American & White:	0	0	0	0	0	0	0	0
American Indian/Alaskan Native & Black/African American:	0	0	0	0	0	0	1	0
Other multi-racial:	0	0	0	0	0	0	5	5
Asian/Pacific Islander:	0	0	0	0	0	0	0	0
Hispanic:	0	0	0	0	0	0	0	0
Total:	0	0	0	0	0	0	22	6

PR03 - MERCED

Page: 9 of 46



U.S. Department of Housing and Urban Development
Office of Community Planning and Development
Integrated Disbursement and Information System
CDBG Activity Summary Report (GPR) for Program Year 2018
MERCED

Date: 03-Sep-2019
Time: 14:41
Page: 10

Female-headed Households:	0	0	0
Income Category:	Owner	Renter	Total
Extremely Low	0	0	0
Low Mod	0	0	0
Moderate	0	0	0
Non Low Moderate	0	0	0
Total	0	0	0
Percent Low/Mod	100.0%		

Annual Accomplishments

Years	Accomplishment Narrative	# Benefitting
2017	Provide Rental Deposit Assistance to homeless individuals. The rental deposits aid eligible households with the ability to obtain the necessary housing to get off the streets. Activity is completed and final invoices are being processed. Activity will be closed in PY 18/19.	



U.S. Department of Housing and Urban Development
Office of Community Planning and Development
Integrated Disbursement and Information System
CDBG Activity Summary Report (GPR) for Program Year 2018
MERCED

Date: 03-Sep-2019
Time: 14:41
Page: 11

PGM Year: 2017
Project: 0010 - Youth I Can - Symple Equazion
IDIS Activity: 1111 - Symple Equazion - Youth I Can Program

Status: Completed 11/14/2018 12:00:00 AM
Location: 1040 Canal St Merced, CA 95341-6063

Objective: Create suitable living environments
Outcome: Sustainability
Matrix Code: Youth Services (05D)

National Objective: LMC

Initial Funding Date: 01/11/2018

Description:

To provide after school educational programs for the youth in our community.

Financing

	Fund Type	Grant Year	Grant	Funded Amount	Drawn In Program Year	Drawn Thru Program Year
CDBG	EN	2017	B17MC060044	\$6,120.96	\$3,015.96	\$6,120.96
	PI			\$6,865.61	\$6,865.61	\$6,865.61
Total	Total			\$12,986.57	\$9,881.57	\$12,986.57

Proposed Accomplishments

People (General) : 35


Actual Accomplishments

Number assisted:

	Owner		Renter		Total		Person	
	Total	Hispanic	Total	Hispanic	Total	Hispanic	Total	Hispanic
White:	0	0	0	0	0	0	3	0
Black/African American:	0	0	0	0	0	0	2	0
Asian:	0	0	0	0	0	0	0	0
American Indian/Alaskan Native:	0	0	0	0	0	0	0	0
Native Hawaiian/Other Pacific Islander:	0	0	0	0	0	0	0	0
American Indian/Alaskan Native & White:	0	0	0	0	0	0	0	0
Asian White:	0	0	0	0	0	0	0	0
Black/African American & White:	0	0	0	0	0	0	0	0
American Indian/Alaskan Native & Black/African American:	0	0	0	0	0	0	0	0
Other multi-racial:	0	0	0	0	0	0	9	7
Asian/Pacific Islander:	0	0	0	0	0	0	0	0
Hispanic:	0	0	0	0	0	0	0	0
Total:	0	0	0	0	0	0	14	7
Female-headed Households:	0		0		0			

PR03 - MERCED

Page: 11 of 46




U.S. Department of Housing and Urban Development
Office of Community Planning and Development
Integrated Disbursement and Information System
CDBG Activity Summary Report (GPR) for Program Year 2018
MERCED

Date: 03-Sep-2019
Time: 14:41
Page: 12

Income Category:	Owner	Renter	Total	Person
Extremely Low	0	0	0	0
Low Mod	0	0	0	12
Moderate	0	0	0	2
Non Low Moderate	0	0	0	0
Total	0	0	0	14
Percent Low/Mod				100.0%

Annual Accomplishments

Years	Accomplishment Narrative	# Benefitting
2017	Funding used to provide after school educational programs for the youth in our community. Over the PY participants have been placed on Merced County Supervisor Discretionary Funds Committee. Channel ABC 30 Youth Advisory Council and one participant has been employed over the summer 2018 with the City of Merced Parks & Recreation Department. Activity is completed and final invoices are being processed. Activity will be closed in PY 18/19.	



U.S. Department of Housing and Urban Development
Office of Community Planning and Development
Integrated Disbursement and Information System
CDBG Activity Summary Report (GPR) for Program Year 2018
MERCED

Date: 03-Sep-2019
Time: 14:41
Page: 13

PGM Year: 2017
Project: 0016 - Habitat for Humanity - Homeowner Rehabilitation and New Construction Program
IDIS Activity: 1114 - Habitat for Humanity - Homeowner Rehabilitation and New Construction Program

Status: Open
Location: 630 Kearney Ave Modesto, CA 95350-5714
Objective: Create suitable living environments
Outcome: Affordability
Matrix Code: Rehab; Single-Unit Residential (14A)
National Objective: LMH

Initial Funding Date: 01/12/2018

Description:

Provide assistance to existing Homeowners with health and safety repairs to their residence, rehabilitate existing housing assets, and construct new units on vacant currently owned by the City.

Financing

	Fund Type	Grant Year	Grant	Funded Amount	Drawn In Program Year	Drawn Thru Program Year
CDBG	EN	2017	B17MC060044	\$180,000.00	\$0.00	\$180,000.00
Total	Total			\$180,000.00	\$0.00	\$180,000.00

Proposed Accomplishments

Housing Units : 6


Actual Accomplishments

Number assisted:

	Owner		Renter		Total		Person	
	Total	Hispanic	Total	Hispanic	Total	Hispanic	Total	Hispanic
White:	0	0	0	0	0	0	0	0
Black/African American:	0	0	0	0	0	0	0	0
Asian:	0	0	0	0	0	0	0	0
American Indian/Alaskan Native:	0	0	0	0	0	0	0	0
Native Hawaiian/Other Pacific Islander:	0	0	0	0	0	0	0	0
American Indian/Alaskan Native & White:	0	0	0	0	0	0	0	0
Asian White:	0	0	0	0	0	0	0	0
Black/African American & White:	0	0	0	0	0	0	0	0
American Indian/Alaskan Native & Black/African American:	0	0	0	0	0	0	0	0
Other multi-racial:	0	0	0	0	0	0	0	0
Asian/Pacific Islander:	0	0	0	0	0	0	0	0
Hispanic:	0	0	0	0	0	0	0	0
Total:	0	0	0	0	0	0	0	0
Female-headed Households:	0		0		0			

PR03 - MERCED

Page: 13 of 46




U.S. Department of Housing and Urban Development
Office of Community Planning and Development
Integrated Disbursement and Information System
CDBG Activity Summary Report (GPR) for Program Year 2018
MERCED

Date: 03-Sep-2019
Time: 14:41
Page: 14

Income Category:	Owner	Renter	Total	Person
Extremely Low	0	0	0	0
Low Mod	0	0	0	0
Moderate	0	0	0	0
Non Low Moderate	0	0	0	0
Total	0	0	0	0
Percent Low/Mod				

Annual Accomplishments

Years	Accomplishment Narrative	# Benefitting
2017	Funding for the purchase of supplies and materials to rehabilitate 241 E. Main Street. Once this property is rehabilitated it will be sold to a qualifying first time home buyer. Once sold the remaining accomplishments will be entered. Activity to continue PY 18/19. This property is currently under rehabilitation and will be completed PY 19/20.	



U.S. Department of Housing and Urban Development
Office of Community Planning and Development
Integrated Disbursement and Information System
CDBG Activity Summary Report (GPR) for Program Year 2018
MERCED

Date: 03-Sep-2019
Time: 14:41
Page: 15

PGM Year: 2017
Project: 0007 - Employment Readiness for Victims of Domestic Violence - Valley Crisis Center
IDIS Activity: 1116 - Valley Crisis Center - Employment Readiness for Victims of Domestic Violence

Status: Completed 7/31/2018 12:00:00 AM
Location: 1960 P St Merced, CA 95340-3519

Objective: Create economic opportunities
Outcome: Sustainability
Matrix Code: Services for victims of domestic violence, dating violence, sexual assault or stalking (05G)

National Objective: LMC

Initial Funding Date: 01/12/2018

Description:

Assist low-income households to receive the necessary training to become employment ready.

Financing

	Fund Type	Grant Year	Grant	Funded Amount	Drawn In Program Year	Drawn Thru Program Year
CDBG	EN	2017	B17MC060044	\$4,687.82	\$0.00	\$4,687.82
	PI			\$2,010.96	\$0.00	\$2,010.96
Total	Total			\$6,698.78	\$0.00	\$6,698.78

Proposed Accomplishments

People (General) : 30


Actual Accomplishments

Number assisted:

	Owner		Renter		Total		Person	
	Total	Hispanic	Total	Hispanic	Total	Hispanic	Total	Hispanic
White:	0	0	0	0	0	0	1	0
Black/African American:	0	0	0	0	0	0	0	0
Asian:	0	0	0	0	0	0	0	0
American Indian/Alaskan Native:	0	0	0	0	0	0	1	1
Native Hawaiian/Other Pacific Islander:	0	0	0	0	0	0	0	0
American Indian/Alaskan Native & White:	0	0	0	0	0	0	0	0
Asian White:	0	0	0	0	0	0	0	0
Black/African American & White:	0	0	0	0	0	0	0	0
American Indian/Alaskan Native & Black/African American:	0	0	0	0	0	0	0	0
Other multi-racial:	0	0	0	0	0	0	5	4
Asian/Pacific Islander:	0	0	0	0	0	0	0	0
Hispanic:	0	0	0	0	0	0	0	0
Total:	0	0	0	0	0	0	7	5
Female-headed Households:	0		0		0			

PR03 - MERCED

Page: 15 of 46




U.S. Department of Housing and Urban Development
Office of Community Planning and Development
Integrated Disbursement and Information System
CDBG Activity Summary Report (GPR) for Program Year 2018
MERCED

Date: 03-Sep-2019
Time: 14:41
Page: 16

Income Category:	Owner	Renter	Total	Person
Extremely Low	0	0	0	7
Low Mod	0	0	0	0
Moderate	0	0	0	0
Non Low Moderate	0	0	0	0
Total	0	0	0	7
Percent Low/Mod				100.0%

Annual Accomplishments

Years	Accomplishment Narrative	# Benefitting
2017	Assist low-income households to receive the necessary training to become employment ready. This activity will continue in PY 18/19 due to final invoices being processed for payment.	



U.S. Department of Housing and Urban Development
Office of Community Planning and Development
Integrated Disbursement and Information System
CDBG Activity Summary Report (GPR) for Program Year 2018
MERCED

Date: 03-Sep-2019
Time: 14:41
Page: 17

PGM Year: 2017
Project: 0006 - INF-Buena Vista & G Street (Rivera School) ADA Sidewalk/Ramp Improvements-03/LMA
IDIS Activity: 1117 - ADA Sidewalk/Ramp Improvements #118027

Status: Open
Location: 678 W 18th St Merced, CA 95340-4708

Objective: Create suitable living environments
Outcome: Availability/accessibility
Matrix Code: Sidewalks (03L)

National Objective: LMA

Initial Funding Date: 01/12/2018

Description:

Construction of ten ADA compliant ramps along G Street to Childs to 13th Street including sidewalk modifications and two Safe Crossing bulb-outs with ADA accessible ramps at the intersection of Buena Vista Drive and the Bike Path Crossing; east of Rivera School.

Financing

	Fund Type	Grant Year	Grant	Funded Amount	Drawn In Program Year	Drawn Thru Program Year
CDBG	EN	2016	B16MC060044	\$33,680.56	\$33,680.56	\$33,680.56
		2017	B17MC060044	\$251,764.65	\$217,792.83	\$217,792.83
		2018	B18MC060044	\$19,337.04	\$0.00	\$0.00
	PI			\$10,634.75	\$10,253.97	\$10,634.75
Total	Total			\$315,417.00	\$261,727.36	\$262,108.14

Proposed Accomplishments


Public Facilities : 1

Total Population in Service Area: 20,570

Census Tract Percent Low / Mod: 53.65

Annual Accomplishments

Years	Accomplishment Narrative	# Benefitting
2017	Construction of ten ADA compliant ramps along G Street to Childs to 13th Street including sidewalk modifications and two Safe Crossing bulb-outs with ADA accessible ramps at the intersection of Buena Vista Drive and the Bike Path Crossing; east of Rivera School. This Activity will be completed PY 19/20.	



U.S. Department of Housing and Urban Development
Office of Community Planning and Development
Integrated Disbursement and Information System
CDBG Activity Summary Report (GPR) for Program Year 2018
MERCED

Date: 03-Sep-2019
Time: 14:41
Page: 18

PGM Year: 2017

Project: 0015 - INF-West 25th & 26th Streets (John Muir School) ADA Ramp & Sidewalk Improvements-03L/LMA

IDIS Activity: 1118 - ADA Ramps & Sidewalk Improvements #118028

Status: Open

Location: 678 W 18th St Merced, CA 95340-4708

Objective: Create suitable living environments

Outcome: Availability/accessibility

Matrix Code: Sidewalks (03L)

National Objective: LMA

Initial Funding Date: 01/12/2018

Description:

The project proposes to improve the sidewalks surrounding John Muir School. There would be two intersection bulb-outs included into the project encourage vehicular traffic to reduce speeds as they travel near the school.

Financing

	Fund Type	Grant Year	Grant	Funded Amount	Drawn In Program Year	Drawn Thru Program Year
CDBG	EN	2016	B16MC060044	\$150,200.13	\$83,158.79	\$83,158.79
	PI			\$34,188.87	\$22,858.10	\$34,188.87
Total	Total			\$184,389.00	\$106,016.89	\$117,347.66

Proposed Accomplishments

Public Facilities : 1

Total Population in Service Area: 8,145

Census Tract Percent Low / Mod: 73.54

Annual Accomplishments

Years	Accomplishment Narrative	# Benefitting
2017	The project proposes to improve the sidewalks surrounding John Muir School. There would be two intersection bulb-outs included into the project encourage vehicular traffic to reduce speeds as they travel near the school. This project will be completed PY 19/20.	



U.S. Department of Housing and Urban Development
Office of Community Planning and Development
Integrated Disbursement and Information System
CDBG Activity Summary Report (GPR) for Program Year 2018
MERCED

Date: 03-Sep-2019
Time: 14:41
Page: 19

PGM Year: 2017

Project: 0022 - Merced Rescue Mission - Emergency Rapid Re-Housing (#129919)

IDIS Activity: 1121 - Merced Rescue Mission - Emergency Rapid Re-Housing (#129919)

Status: Completed 11/15/2018 12:00:00 AM

Location: 527 W 20th St Merced, CA 95340-3715

Objective: Provide decent affordable housing

Outcome: Affordability

Matrix Code: Subsistence Payment (05Q)

National Objective: LMC

Initial Funding Date: 04/30/2018

Description:

Emergency Rapid Re-Housing Shelter for displaced tenants living City Wide.

Financing

	Fund Type	Grant Year	Grant	Funded Amount	Drawn In Program Year	Drawn Thru Program Year
CDBG	EN	2017	B17MC060044	\$5,404.71	\$0.00	\$5,404.71
	PI			\$2,968.35	\$0.00	\$2,968.35
Total	Total			\$8,373.06	\$0.00	\$8,373.06

Proposed Accomplishments

People (General) : 30


Actual Accomplishments

Number assisted:

	Owner		Renter		Total		Person	
	Total	Hispanic	Total	Hispanic	Total	Hispanic	Total	Hispanic
White:	0	0	0	0	0	0	4	1
Black/African American:	0	0	0	0	0	0	0	0
Asian:	0	0	0	0	0	0	0	0
American Indian/Alaskan Native:	0	0	0	0	0	0	0	0
Native Hawaiian/Other Pacific Islander:	0	0	0	0	0	0	0	0
American Indian/Alaskan Native & White:	0	0	0	0	0	0	0	0
Asian White:	0	0	0	0	0	0	0	0
Black/African American & White:	0	0	0	0	0	0	0	0
American Indian/Alaskan Native & Black/African American:	0	0	0	0	0	0	0	0
Other multi-racial:	0	0	0	0	0	0	1	1
Asian/Pacific Islander:	0	0	0	0	0	0	0	0
Hispanic:	0	0	0	0	0	0	0	0
Total:	0	0	0	0	0	0	5	2
Female-headed Households:	0		0		0			

PR03 - MERCED

Page: 19 of 46




U.S. Department of Housing and Urban Development
Office of Community Planning and Development
Integrated Disbursement and Information System
CDBG Activity Summary Report (GPR) for Program Year 2018
MERCED

Date: 03-Sep-2019
Time: 14:41
Page: 20

Income Category:	Owner	Renter	Total	Person
Extremely Low	0	0	0	5
Low Mod	0	0	0	0
Moderate	0	0	0	0
Non Low Moderate	0	0	0	0
Total	0	0	0	5
Percent Low/Mod				100.0%

Annual Accomplishments

Years	Accomplishment Narrative	# Benefitting
2017	Emergency Rapid Re-Housing/Shelter for displaced tenants living City Wide. Activity is completed and final invoices are being processed. Activity will be closed in PY 18/19.	



U.S. Department of Housing and Urban Development
Office of Community Planning and Development
Integrated Disbursement and Information System
CDBG Activity Summary Report (GPR) for Program Year 2018
MERCED

Date: 03-Sep-2019
Time: 14:41
Page: 21

PGM Year: 2018
Project: 0001 - Administrative Expenses - FY 2018/19
IDIS Activity: 1122 - Direct Housing Admin

Status: Completed 8/26/2019 12:00:00 AM
Location: ,

Objective:
Outcome:
Matrix Code: General Program Administration (21A) National Objective:

Initial Funding Date: 09/26/2018

Description:
FUNDING FOR ADMINISTRATIVE EXPENSES RELATED TO THE OPERATION OF CITY HOUSING PROGRAMS.
Financing

	Fund Type	Grant Year	Grant	Funded Amount	Drawn In Program Year	Drawn Thru Program Year
CDBG	EN	2018	B18MC060044	\$55,326.44	\$55,326.44	\$55,326.44
	PI			\$83,620.72	\$83,620.72	\$83,620.72
Total	Total			\$138,947.16	\$138,947.16	\$138,947.16


Proposed Accomplishments

Actual Accomplishments

Number assisted:	Owner		Renter		Total		Person	
	Total	Hispanic	Total	Hispanic	Total	Hispanic	Total	Hispanic
White:					0	0		
Black/African American:					0	0		
Asian:					0	0		
American Indian/Alaskan Native:					0	0		
Native Hawaiian/Other Pacific Islander:					0	0		
American Indian/Alaskan Native & White:					0	0		
Asian White:					0	0		
Black/African American & White:					0	0		
American Indian/Alaskan Native & Black/African American:					0	0		
Other multi-racial:					0	0		
Asian/Pacific Islander:					0	0		
Hispanic:					0	0		
Total:	0	0	0	0	0	0	0	0
Female-headed Households:					0			

PR03 - MERCED

Page: 21 of 46



U.S. Department of Housing and Urban Development
Office of Community Planning and Development
Integrated Disbursement and Information System
CDBG Activity Summary Report (GPR) for Program Year 2018
MERCED

Date: 03-Sep-2019
Time: 14:41
Page: 22

Income Category:	Owner	Renter	Total	Person
Extremely Low			0	
Low Mod			0	
Moderate			0	
Non Low Moderate			0	
Total	0	0	0	0
Percent Low/Mod				

Annual Accomplishments

No data returned for this view. This might be because the applied filter excludes all data.



U.S. Department of Housing and Urban Development
Office of Community Planning and Development
Integrated Disbursement and Information System
CDBG Activity Summary Report (GPR) for Program Year 2018
MERCED

Date: 03-Sep-2019
Time: 14:41
Page: 23

PGM Year: 2018
Project: 0001 - Administrative Expenses - FY 2018/19
IDIS Activity: 1123 - INDIRECT ADMIN COSTS

Status: Completed 8/1/2019 12:00:00 AM
Location: ,

Objective:
Outcome:
Matrix Code: Indirect Costs (21B)

National Objective:

Initial Funding Date: 09/26/2018

Description:

FUNDING FOR INDIRECT ADMINISTRATIVE EXPENSES RELATED TO THE OPERATION OF CITY HOUSING PROGRAMS.

Financing

	Fund Type	Grant Year	Grant	Funded Amount	Drawn In Program Year	Drawn Thru Program Year
CDBG	EN	2018	B18MC060044	\$43,510.75	\$43,510.75	\$43,510.75
	PI			\$16,386.86	\$16,386.86	\$16,386.86
Total	Total			\$59,897.61	\$59,897.61	\$59,897.61

Proposed Accomplishments


Actual Accomplishments

Number assisted:

	Owner		Renter		Total		Person	
	Total	Hispanic	Total	Hispanic	Total	Hispanic	Total	Hispanic
White:					0	0		
Black/African American:					0	0		
Asian:					0	0		
American Indian/Alaskan Native:					0	0		
Native Hawaiian/Other Pacific Islander:					0	0		
American Indian/Alaskan Native & White:					0	0		
Asian White:					0	0		
Black/African American & White:					0	0		
American Indian/Alaskan Native & Black/African American:					0	0		
Other multi-racial:					0	0		
Asian/Pacific Islander:					0	0		
Hispanic:					0	0		
Total:	0	0	0	0	0	0	0	0
Female-headed Households:					0			

PR03 - MERCED

Page: 23 of 46




U.S. Department of Housing and Urban Development
Office of Community Planning and Development
Integrated Disbursement and Information System
CDBG Activity Summary Report (GPR) for Program Year 2018
MERCED

Date: 03-Sep-2019
Time: 14:41
Page: 24

Income Category:	Owner	Renter	Total	Person
Extremely Low			0	
Low Mod			0	
Moderate			0	
Non Low Moderate			0	
Total	0	0	0	0
Percent Low/Mod				

Annual Accomplishments

No data returned for this view. This might be because the applied filter excludes all data.



U.S. Department of Housing and Urban Development
Office of Community Planning and Development
Integrated Disbursement and Information System
CDBG Activity Summary Report (GPR) for Program Year 2018
MERCED

Date: 03-Sep-2019
Time: 14:41
Page: 25

PGM Year: 2018
Project: 0003 - Warming Center - Merced Rescue Mission
IDIS Activity: 1124 - Merced Rescue Mission - Warming Center

Status: Completed 5/3/2019 12:00:00 AM
Location: 527 W 20th St Merced, CA 95340-3715

Objective: Create suitable living environments
Outcome: Availability/accessibility
Matrix Code: Operating Costs of Homeless/AIDS Patients Programs (03T)

National Objective: LMC

Initial Funding Date: 10/30/2018

Description:

Funding provided to assist in reimbursing Merced County Rescue Mission for labor costs, utilities, and miscellaneous expenses necessary to operate a homeless warming center within the community.

Financing

	Fund Type	Grant Year	Grant	Funded Amount	Drawn In Program Year	Drawn Thru Program Year
CDBG	EN	2018	B18MC060044	\$16,000.00	\$16,000.00	\$16,000.00
Total	Total			\$16,000.00	\$16,000.00	\$16,000.00

Proposed Accomplishments

People (General): 100


Actual Accomplishments

Number assisted:

	Owner		Renter		Total		Person	
	Total	Hispanic	Total	Hispanic	Total	Hispanic	Total	Hispanic
White:	0	0	0	0	0	0	115	0
Black/African American:	0	0	0	0	0	0	46	0
Asian:	0	0	0	0	0	0	0	0
American Indian/Alaskan Native:	0	0	0	0	0	0	0	0
Native Hawaiian/Other Pacific Islander:	0	0	0	0	0	0	0	0
American Indian/Alaskan Native & White:	0	0	0	0	0	0	0	0
Asian White:	0	0	0	0	0	0	0	0
Black/African American & White:	0	0	0	0	0	0	0	0
American Indian/Alaskan Native & Black/African American:	0	0	0	0	0	0	0	0
Other multi-racial:	0	0	0	0	0	0	147	130
Asian/Pacific Islander:	0	0	0	0	0	0	0	0
Hispanic:	0	0	0	0	0	0	0	0
Total:	0	0	0	0	0	0	308	130
Female-headed Households:	0		0		0			

PR03 - MERCED

Page: 25 of 46




U.S. Department of Housing and Urban Development
Office of Community Planning and Development
Integrated Disbursement and Information System
CDBG Activity Summary Report (GPR) for Program Year 2018
MERCED

Date: 03-Sep-2019
Time: 14:41
Page: 26

Income Category:	Owner	Renter	Total	Person
Extremely Low	0	0	0	308
Low Mod	0	0	0	0
Moderate	0	0	0	0
Non Low Moderate	0	0	0	0
Total	0	0	0	308
Percent Low/Mod				100.0%

Annual Accomplishments

Years	Accomplishment Narrative	# Benefitting
2018	The Warming Center provided shelter to 308 homeless clients(239 men & 69 women)during the winter months of December 2018 - March 2019.	



U.S. Department of Housing and Urban Development
Office of Community Planning and Development
Integrated Disbursement and Information System
CDBG Activity Summary Report (GPR) for Program Year 2018
MERCED

Date: 03-Sep-2019
Time: 14:41
Page: 27

PGM Year: 2018

Project: 0011 - Acquisition of Property - Merced Rescue Mission

IDIS Activity: 1125 - Merced Rescue Mission - Hope for Families

Status: Completed 6/17/2019 12:00:00 AM

Location: To be Determined Merced, CA 95340

Objective: Provide decent affordable housing

Outcome: Availability/accessibility

Matrix Code: Acquisition for Rehabilitation (14G)

National Objective: LMH

Initial Funding Date: 10/30/2018

Description:

Acquisition of property to provide permanent supportive housing for homeless families with children.

Financing

	Fund Type	Grant Year	Grant	Funded Amount	Drawn In Program Year	Drawn Thru Program Year
CDBG	EN	2018	B18MC060044	\$270,011.50	\$270,011.50	\$270,011.50
Total	Total			\$270,011.50	\$270,011.50	\$270,011.50

Proposed Accomplishments

Housing Units : 1


Actual Accomplishments

Number assisted:

	Owner		Renter		Total		Person	
	Total	Hispanic	Total	Hispanic	Total	Hispanic	Total	Hispanic
White:	0	0	0	0	0	0	0	0
Black/African American:	0	0	0	0	0	0	0	0
Asian:	0	0	0	0	0	0	0	0
American Indian/Alaskan Native:	0	0	0	0	0	0	0	0
Native Hawaiian/Other Pacific Islander:	0	0	0	0	0	0	0	0
American Indian/Alaskan Native & White:	0	0	0	0	0	0	0	0
Asian White:	0	0	0	0	0	0	0	0
Black/African American & White:	0	0	0	0	0	0	0	0
American Indian/Alaskan Native & Black/African American:	0	0	0	0	0	0	0	0
Other multi-racial:	0	0	1	1	1	1	0	0
Asian/Pacific Islander:	0	0	0	0	0	0	0	0
Hispanic:	0	0	0	0	0	0	0	0
Total:	0	0	1	1	1	1	0	0
Female-headed Households:	0		0		0			

PR03 - MERCED

Page: 27 of 46




U.S. Department of Housing and Urban Development
Office of Community Planning and Development
Integrated Disbursement and Information System
CDBG Activity Summary Report (GPR) for Program Year 2018
MERCED

Date: 03-Sep-2019
Time: 14:41
Page: 28

Income Category:	Owner	Renter	Total	Person
Extremely Low	0	0	0	0
Low Mod	0	1	1	0
Moderate	0	0	0	0
Non Low Moderate	0	0	0	0
Total	0	1	1	0
Percent Low/Mod		100.0%	100.0%	

Annual Accomplishments

Years	Accomplishment Narrative	# Benefitting
2018	Acquisition of property to provide permanent supportive housing for homeless families.	



U.S. Department of Housing and Urban Development
Office of Community Planning and Development
Integrated Disbursement and Information System
CDBG Activity Summary Report (GPR) for Program Year 2018
MERCED

Date: 03-Sep-2019
Time: 14:41
Page: 29

PGM Year: 2018
Project: 0014 - Aquisition of Property
IDIS Activity: 1126 - Sierra Saving Grace Homeless Project

Status: Completed 6/28/2019 12:00:00 AM
Location: 2227 F St Merced, CA 95340-3956

Objective: Provide decent affordable housing
Outcome: Availability/accessibility
Matrix Code: Acquisition for Rehabilitation (14G)

National Objective: LMH

Initial Funding Date: 10/30/2018

Description:

Acquisition & Rehabilitation of property to provide housing for homeless individuals and families.

Financing

	Fund Type	Grant Year	Grant	Funded Amount	Drawn In Program Year	Drawn Thru Program Year
CDBG	EN	2016	B16MC060044	\$32,184.00	\$32,184.00	\$32,184.00
		2017	B17MC060044	\$145,004.99	\$145,004.99	\$145,004.99
		2018	B18MC060044	\$63,728.67	\$63,728.67	\$63,728.67
	PI			\$34,082.34	\$34,082.34	\$34,082.34
Total	Total			\$275,000.00	\$275,000.00	\$275,000.00

Proposed Accomplishments

Housing Units : 3


Actual Accomplishments

Number assisted:

	Owner		Renter		Total		Person	
	Total	Hispanic	Total	Hispanic	Total	Hispanic	Total	Hispanic
White:	0	0	3	3	3	3	0	0
Black/African American:	0	0	0	0	0	0	0	0
Asian:	0	0	0	0	0	0	0	0
American Indian/Alaskan Native:	0	0	0	0	0	0	0	0
Native Hawaiian/Other Pacific Islander:	0	0	0	0	0	0	0	0
American Indian/Alaskan Native & White:	0	0	0	0	0	0	0	0
Asian White:	0	0	0	0	0	0	0	0
Black/African American & White:	0	0	0	0	0	0	0	0
American Indian/Alaskan Native & Black/African American:	0	0	0	0	0	0	0	0
Other multi-racial:	0	0	0	0	0	0	0	0
Asian/Pacific Islander:	0	0	0	0	0	0	0	0
Hispanic:	0	0	0	0	0	0	0	0

PR03 - MERCED

Page: 29 of 46



U.S. Department of Housing and Urban Development
Office of Community Planning and Development
Integrated Disbursement and Information System
CDBG Activity Summary Report (GPR) for Program Year 2018
MERCED

Date: 03-Sep-2019
Time: 14:41
Page: 30


Total: 0 0 3 3 3 3 0 0

Female-headed Households: 0 2 2

Income Category:	Owner	Renter	Total	Person
Extremely Low	0	2	2	0
Low Mod	0	1	1	0
Moderate	0	0	0	0
Non Low Moderate	0	0	0	0
Total	0	3	3	0
Percent Low/Mod	100.0%	100.0%		

Annual Accomplishments

Years	Accomplishment Narrative	# Benefitting
2018	Acquisition and rehabilitation of property to provide housing for homeless individuals and families.	



U.S. Department of Housing and Urban Development
Office of Community Planning and Development
Integrated Disbursement and Information System
CDBG Activity Summary Report (GPR) for Program Year 2018
MERCED

Date: 03-Sep-2019
Time: 14:41
Page: 31

PGM Year: 2018

Project: 0005 - Kiddieland Bootcamp - Kiwanis of Greater Merced Foundation

IDIS Activity: 1127 - Kiddie Bootcamp

Status: Completed 6/27/2019 12:00:00 AM

Location: Bear Creek bike path merced, CA 95340

Objective: Create suitable living environments

Outcome: Availability/accessibility

Matrix Code: Child Care Services (05L)

National Objective: LMC

Initial Funding Date: 10/30/2018

Description:

Kiwanis of Greater Merced Kiddie Bootcamp is a fitness program targeting children under 10 years old from low income homes.

There will be a series of 4 bootcamps.

The bootcamps will be 45 minutes long and consist of 20 minutes of lecture on healthy eating and 25 minutes of physical activity.

Financing

	Fund Type	Grant Year	Grant	Funded Amount	Drawn In Program Year	Drawn Thru Program Year
CDBG	EN	2018	B18MC060044	\$6,029.79	\$6,029.79	\$6,029.79
Total	Total			\$6,029.79	\$6,029.79	\$6,029.79

Proposed Accomplishments

People (General) : 80


Actual Accomplishments

Number assisted:

	Owner		Renter		Total		Person	
	Total	Hispanic	Total	Hispanic	Total	Hispanic	Total	Hispanic
White:	0	0	0	0	0	0	3	0
Black/African American:	0	0	0	0	0	0	4	0
Asian:	0	0	0	0	0	0	0	0
American Indian/Alaskan Native:	0	0	0	0	0	0	0	0
Native Hawaiian/Other Pacific Islander:	0	0	0	0	0	0	0	0
American Indian/Alaskan Native & White:	0	0	0	0	0	0	0	0
Asian White:	0	0	0	0	0	0	0	0
Black/African American & White:	0	0	0	0	0	0	0	0
American Indian/Alaskan Native & Black/African American:	0	0	0	0	0	0	0	0
Other multi-racial:	0	0	0	0	0	0	10	10
Asian/Pacific Islander:	0	0	0	0	0	0	0	0
Hispanic:	0	0	0	0	0	0	0	0
Total:	0	0	0	0	0	0	17	10

PR03 - MERCED

Page: 31 of 46




U.S. Department of Housing and Urban Development
Office of Community Planning and Development
Integrated Disbursement and Information System
CDBG Activity Summary Report (GPR) for Program Year 2018
MERCED

Date: 03-Sep-2019
Time: 14:41
Page: 32

Female-headed Households:	0	0	0
Income Category:	Owner	Renter	Total
Extremely Low	0	0	0
Low Mod	0	0	0
Moderate	0	0	0
Non Low Moderate	0	0	0
Total	0	0	0
Percent Low/Mod	100.0%		

Annual Accomplishments

Years	Accomplishment Narrative	# Benefitting
2018	Kiwanis of Greater Merced Kiddie Bootcamp is a fitness program targeting children under 10 years old from low income homes. There was a series of 4 bootcamps. During the 4 sessions the participants were able to engage in fitness activities longer as sessions passed. The first session the participants were able to complete 3 running laps and in the last session they did 5 running laps. Also they went from 5 repetitions of every exercise to 15 repetitions. Kiwanis Club of Greater Merced is incredible proud of the program and will continue to implement it.	



U.S. Department of Housing and Urban Development
Office of Community Planning and Development
Integrated Disbursement and Information System
CDBG Activity Summary Report (GPR) for Program Year 2018
MERCED

Date: 03-Sep-2019
Time: 14:41
Page: 33

PGM Year: 2018

Project: 0002 - Rapid Re-Housing - Merced Rescue Mission

IDIS Activity: 1128 - Merced Rescue Mission - Rental Deposits/Rapid Re-Housing Program

Status: Open

Location: 527 W 20th St Merced, CA 95340-3715

Objective: Create suitable living environments

Outcome: Affordability

Matrix Code: Subsistence Payment (05Q)

National Objective: LMC

Initial Funding Date: 10/30/2018

Description:

Provide rental deposit assistance to homeless individuals.

The rental deposits aid eligible households with the ability to obtain the necessary housing to get off the streets.

Financing

	Fund Type	Grant Year	Grant	Funded Amount	Drawn In Program Year	Drawn Thru Program Year
CDBG	EN	2018	B18MC060044	\$12,196.00	\$11,258.00	\$11,258.00
	PI			\$7,804.00	\$7,804.00	\$7,804.00
Total	Total			\$20,000.00	\$19,062.00	\$19,062.00

Proposed Accomplishments

People (General) : 30


Actual Accomplishments

Number assisted:

	Owner		Renter		Total		Person	
	Total	Hispanic	Total	Hispanic	Total	Hispanic	Total	Hispanic
White:	0	0	0	0	0	0	6	0
Black/African American:	0	0	0	0	0	0	5	0
Asian:	0	0	0	0	0	0	0	0
American Indian/Alaskan Native:	0	0	0	0	0	0	0	0
Native Hawaiian/Other Pacific Islander:	0	0	0	0	0	0	0	0
American Indian/Alaskan Native & White:	0	0	0	0	0	0	1	1
Asian White:	0	0	0	0	0	0	0	0
Black/African American & White:	0	0	0	0	0	0	0	0
American Indian/Alaskan Native & Black/African American:	0	0	0	0	0	0	0	0
Other multi-racial:	0	0	0	0	0	0	11	0
Asian/Pacific Islander:	0	0	0	0	0	0	0	0
Hispanic:	0	0	0	0	0	0	0	0
Total:	0	0	0	0	0	0	23	1

PR03 - MERCED

Page: 33 of 46




U.S. Department of Housing and Urban Development
Office of Community Planning and Development
Integrated Disbursement and Information System
CDBG Activity Summary Report (GPR) for Program Year 2018
MERCED

Date: 03-Sep-2019
Time: 14:41
Page: 34

Female-headed Households:	0	0	0
Income Category:	Owner	Renter	Total
Extremely Low	0	0	0
Low Mod	0	0	0
Moderate	0	0	0
Non Low Moderate	0	0	0
Total	0	0	0
Percent Low/Mod	100.0%		

Annual Accomplishments

Years	Accomplishment Narrative	# Benefitting
2018	Provided rental deposit assistance to homeless individuals. The rental deposits aid eligible households with the ability to obtain the necessary housing to get off the streets. Last invoice will be paid and activity closed in PY 19/20.	



U.S. Department of Housing and Urban Development
Office of Community Planning and Development
Integrated Disbursement and Information System
CDBG Activity Summary Report (GPR) for Program Year 2018
MERCED

Date: 03-Sep-2019
Time: 14:41
Page: 35

PGM Year: 2018

Project: 0007 - Emergency Shelter Assistance - Sierra Saving Grace

IDIS Activity: 1129 - Sierra Saving Grace - Emergency Shelter Assistance

Status: Completed 6/28/2019 12:00:00 AM

Location: 710 W 18th St Ste 2 Suite 2 Merced, CA 95340-4629

Objective: Create suitable living environments

Outcome: Affordability

Matrix Code: Subsistence Payment (05Q)

National Objective: LMC

Initial Funding Date: 10/30/2018

Description:

This project will target individuals and families at imminent risk of homelessness and those currently experiencing homelessness by providing one-time assistance in the form of arrears, rental or deposit assistance not to exceed \$1,000 per client.

Financing

	Fund Type	Grant Year	Grant	Funded Amount	Drawn In Program Year	Drawn Thru Program Year
CDBG	EN	2018	B18MC060044	\$20,000.00	\$20,000.00	\$20,000.00
Total	Total			\$20,000.00	\$20,000.00	\$20,000.00

Proposed Accomplishments

People (General): 18


Actual Accomplishments

Number assisted:

	Owner		Renter		Total		Person	
	Total	Hispanic	Total	Hispanic	Total	Hispanic	Total	Hispanic
White:	0	0	0	0	0	0	13	12
Black/African American:	0	0	0	0	0	0	10	0
Asian:	0	0	0	0	0	0	0	0
American Indian/Alaskan Native:	0	0	0	0	0	0	0	0
Native Hawaiian/Other Pacific Islander:	0	0	0	0	0	0	0	0
American Indian/Alaskan Native & White:	0	0	0	0	0	0	0	0
Asian White:	0	0	0	0	0	0	0	0
Black/African American & White:	0	0	0	0	0	0	0	0
American Indian/Alaskan Native & Black/African American:	0	0	0	0	0	0	0	0
Other multi-racial:	0	0	0	0	0	0	1	1
Asian/Pacific Islander:	0	0	0	0	0	0	0	0
Hispanic:	0	0	0	0	0	0	0	0
Total:	0	0	0	0	0	0	24	13
Female-headed Households:	0		0		0			

PR03 - MERCED

Page: 35 of 46



U.S. Department of Housing and Urban Development
Office of Community Planning and Development
Integrated Disbursement and Information System
CDBG Activity Summary Report (GPR) for Program Year 2018
MERCED

Date: 03-Sep-2019
Time: 14:41
Page: 36

Income Category:	Owner	Renter	Total	Person
Extremely Low	0	0	0	21
Low Mod	0	0	0	3
Moderate	0	0	0	0
Non Low Moderate	0	0	0	0
Total	0	0	0	24
Percent Low/Mod				100.0%

Annual Accomplishments

Years	Accomplishment Narrative	# Benefitting
2018	This activity assisted 24 households at imminent risk of homelessness and those currently experiencing homelessness by providing one-time assistance in the form of arrears, rental or deposit assistance not to exceed \$1,000 per client.	



U.S. Department of Housing and Urban Development
Office of Community Planning and Development
Integrated Disbursement and Information System
CDBG Activity Summary Report (GPR) for Program Year 2018
MERCED

Date: 03-Sep-2019
Time: 14:41
Page: 37

PGM Year: 2018

Project: 0015 - Senior Rental Assistance - Healthy House

IDIS Activity: 1130 - Healthy House - Senior Rental Assistance

Status: Completed 6/28/2019 12:00:00 AM

Location: 301 W 18th St Ste 101 Suite 101 Merced, CA 95340-4831

Objective: Provide decent affordable housing

Outcome: Affordability

Matrix Code: Senior Services (05A)

National Objective: LMC

Initial Funding Date: 10/30/2018

Description:

Provide one-time rental assistance and advocacy to seniors who are homeless or at imminent risk of homelessness.

Financing

	Fund Type	Grant Year	Grant	Funded Amount	Drawn In Program Year	Drawn Thru Program Year
CDBG	EN	2018	B18MC060044	\$6,787.07	\$6,787.07	\$6,787.07
	PI			\$13,212.93	\$13,212.93	\$13,212.93
Total	Total			\$20,000.00	\$20,000.00	\$20,000.00

Proposed Accomplishments

People (General) : 50


Actual Accomplishments

Number assisted:

	Owner		Renter		Total		Person	
	Total	Hispanic	Total	Hispanic	Total	Hispanic	Total	Hispanic
White:	0	0	0	0	0	0	28	0
Black/African American:	0	0	0	0	0	0	24	0
Asian:	0	0	0	0	0	0	1	0
American Indian/Alaskan Native:	0	0	0	0	0	0	0	0
Native Hawaiian/Other Pacific Islander:	0	0	0	0	0	0	0	0
American Indian/Alaskan Native & White:	0	0	0	0	0	0	0	0
Asian White:	0	0	0	0	0	0	0	0
Black/African American & White:	0	0	0	0	0	0	0	0
American Indian/Alaskan Native & Black/African American:	0	0	0	0	0	0	0	0
Other multi-racial:	0	0	0	0	0	0	32	31
Asian/Pacific Islander:	0	0	0	0	0	0	0	0
Hispanic:	0	0	0	0	0	0	0	0
Total:	0	0	0	0	0	0	85	31
Female-headed Households:	0		0		0			

PR03 - MERCED

Page: 37 of 46




U.S. Department of Housing and Urban Development
Office of Community Planning and Development
Integrated Disbursement and Information System
CDBG Activity Summary Report (GPR) for Program Year 2018
MERCED

Date: 03-Sep-2019
Time: 14:41
Page: 38

Income Category:	Owner	Renter	Total	Person
Extremely Low	0	0	0	83
Low Mod	0	0	0	0
Moderate	0	0	0	0
Non Low Moderate	0	0	0	2
Total	0	0	0	85
Percent Low/Mod				97.6%

Annual Accomplishments

Years	Accomplishment Narrative	# Benefitting
2018	Provided 85 clients with one-time rental assistance and advocacy to seniors who are homeless or at imminent risk of homelessness.	



U.S. Department of Housing and Urban Development
Office of Community Planning and Development
Integrated Disbursement and Information System
CDBG Activity Summary Report (GPR) for Program Year 2018
MERCED

Date: 03-Sep-2019
Time: 14:41
Page: 39

PGM Year: 2018

Project: 0006 - PS -Neighborhood Clean-up - Restore Merced -05V/LMA

IDIS Activity: 1131 - Restore Merced / Neighborhood Clean-up

Status: Completed 6/26/2019 5:40:33 PM

Location: 419 W 19th St Merced, CA 95340-4807

Objective: Create suitable living environments

Outcome: Sustainability

Matrix Code: Neighborhood Cleanups (05V)

National Objective: LMA

Initial Funding Date: 11/14/2018

Description:

To perform various cleanups along creeks and downtown neighborhoods within the community.

The organization will provide job training and wrap-around services to approximately 5 homeless individuals whom will be the ones performing the actual clean-up tasks.

Financing

	Fund Type	Grant Year	Grant	Funded Amount	Drawn In Program Year	Drawn Thru Program Year
CDBG	EN	2018	B18MC060044	\$42,312.49	\$42,312.49	\$42,312.49
	PI			\$17,687.51	\$17,687.51	\$17,687.51
Total	Total			\$60,000.00	\$60,000.00	\$60,000.00

Proposed Accomplishments


People (General) : 5

Total Population in Service Area: 9,715

Census Tract Percent Low / Mod: 67.78

Annual Accomplishments

Years	Accomplishment Narrative	# Benefitting
2018	Work experience was provided to 12 individuals over the course of PY 18/19. In the process, 3 distinct areas of the City of Merced were cleaned on a rotation every 2 weeks. (Downtown Merced, Bear Creek, and Black Rascal Creek). So far 2 individuals have been placed into long term jobs. Job training/mentorship was provided to each person, a predictable schedule, and classroom training to supplement their work experience.	



U.S. Department of Housing and Urban Development
Office of Community Planning and Development
Integrated Disbursement and Information System
CDBG Activity Summary Report (GPR) for Program Year 2018
MERCED

Date: 03-Sep-2019
Time: 14:41
Page: 40

PGM Year: 2018

Project: 0020 - Continuum of Care - Collaborative Applicant - Merced County

IDIS Activity: 1132 - Continuum of Care - Merced County

Status: Completed 6/26/2019 12:00:00 AM

Location: ,

Objective:

Outcome:

Matrix Code: Planning (20)

National Objective:

Initial Funding Date: 03/05/2019

Description:

The Collaborative Applicant is responsible for ensuring the Continuum of Care is implemented.

The Continuum of Care is a group of government agencies and nonprofit organizations that work together to prevent and reduce homelessness.

Financing

	Fund Type	Grant Year	Grant	Funded Amount	Drawn In Program Year	Drawn Thru Program Year
CDBG	EN	2018	B18MC060044	\$3,378.93	\$3,378.93	\$3,378.93
	PI			\$34,621.07	\$34,621.07	\$34,621.07
Total	Total			\$38,000.00	\$38,000.00	\$38,000.00

Proposed Accomplishments


Actual Accomplishments

Number assisted:

	Owner		Renter		Total		Person	
	Total	Hispanic	Total	Hispanic	Total	Hispanic	Total	Hispanic
White:					0	0		
Black/African American:					0	0		
Asian:					0	0		
American Indian/Alaskan Native:					0	0		
Native Hawaiian/Other Pacific Islander:					0	0		
American Indian/Alaskan Native & White:					0	0		
Asian White:					0	0		
Black/African American & White:					0	0		
American Indian/Alaskan Native & Black/African American:					0	0		
Other multi-racial:					0	0		
Asian/Pacific Islander:					0	0		
Hispanic:					0	0		
Total:	0	0	0	0	0	0	0	0
Female-headed Households:					0			

PR03 - MERCED

Page: 40 of 46




U.S. Department of Housing and Urban Development
Office of Community Planning and Development
Integrated Disbursement and Information System
CDBG Activity Summary Report (GPR) for Program Year 2018
MERCED

Date: 03-Sep-2019
Time: 14:41
Page: 41

Income Category:	Owner	Renter	Total	Person
Extremely Low			0	
Low Mod			0	
Moderate			0	
Non Low Moderate			0	
Total	0	0	0	0
Percent Low/Mod				

Annual Accomplishments

No data returned for this view. This might be because the applied filter excludes all data.



U.S. Department of Housing and Urban Development
Office of Community Planning and Development
Integrated Disbursement and Information System
CDBG Activity Summary Report (GPR) for Program Year 2018
MERCED

Date: 03-Sep-2019
Time: 14:41
Page: 42

PGM Year: 2018
Project: 0001 - Administrative Expenses - FY 2018/19
IDIS Activity: 1133 - INDIRECT ADMIN COSTS / HOME ACTIVITIES

Status: Completed 8/1/2019 12:00:00 AM
Location: ,

Objective:
Outcome:
Matrix Code: HOME Admin/Planning Costs of PJ
(21H) National Objective:

Initial Funding Date: 04/11/2019

Description:
FUNDING FOR INDIRECT ADMINISTRATIVE EXPENSES RELATED TO THE OPERATION OF HOME PROGRAM ACTIVITIES.
Financing

	Fund Type	Grant Year	Grant	Funded Amount	Drawn In Program Year	Drawn Thru Program Year
CDBG	EN	2018	B18MC060044	\$30,117.94	\$30,117.94	\$30,117.94
Total	Total			\$30,117.94	\$30,117.94	\$30,117.94


Proposed Accomplishments

Actual Accomplishments

Number assisted:	Owner		Renter		Total		Person	
	Total	Hispanic	Total	Hispanic	Total	Hispanic	Total	Hispanic
White:					0	0		
Black/African American:					0	0		
Asian:					0	0		
American Indian/Alaskan Native:					0	0		
Native Hawaiian/Other Pacific Islander:					0	0		
American Indian/Alaskan Native & White:					0	0		
Asian White:					0	0		
Black/African American & White:					0	0		
American Indian/Alaskan Native & Black/African American:					0	0		
Other multi-racial:					0	0		
Asian/Pacific Islander:					0	0		
Hispanic:					0	0		
Total:	0	0	0	0	0	0	0	0
Female-headed Households:					0			
Income Category:	Owner	Renter	Total	Person				

PR03 - MERCED

Page: 42 of 46




U.S. Department of Housing and Urban Development
Office of Community Planning and Development
Integrated Disbursement and Information System
CDBG Activity Summary Report (GPR) for Program Year 2018
MERCED

Date: 03-Sep-2019
Time: 14:41
Page: 43

Extremely Low			0	
Low Mod			0	
Moderate			0	
Non Low Moderate			0	
Total	0	0	0	0
Percent Low/Mod				

Annual Accomplishments

No data returned for this view. This might be because the applied filter excludes all data.



U.S. Department of Housing and Urban Development
Office of Community Planning and Development
Integrated Disbursement and Information System
CDBG Activity Summary Report (GPR) for Program Year 2018
MERCED

Date: 03-Sep-2019
Time: 14:41
Page: 44

PGM Year: 2018

Project: 0004 - PS - Fair Housing Services - Project Sentinel - 05J/LMC

IDIS Activity: 1134 - Project Sentinel / Fair Housing Services

Status: Open

Location: Address Suppressed

Objective: Create suitable living environments

Outcome: Availability/accessibility

Matrix Code: Fair Housing Activities (if CDBG, then subject to 15% cap) (05J)

National Objective: LMC

Initial Funding Date: 05/16/2019

Description:

Provide Fair Housing services that promote fairness and equality of housing opportunity for all and to advocate peaceful resolution of disputes for community welfare and harmony.

Financing

	Fund Type	Grant Year	Grant	Funded Amount	Drawn In Program Year	Drawn Thru Program Year
CDBG	EN	2018	B18MC060044	\$30,000.00	\$0.00	\$0.00
Total	Total			\$30,000.00	\$0.00	\$0.00

Proposed Accomplishments

People (General) : 68


Actual Accomplishments

Number assisted:

	Owner		Renter		Total		Person	
	Total	Hispanic	Total	Hispanic	Total	Hispanic	Total	Hispanic
White:	0	0	0	0	0	0	4	3
Black/African American:	0	0	0	0	0	0	1	0
Asian:	0	0	0	0	0	0	0	0
American Indian/Alaskan Native:	0	0	0	0	0	0	0	0
Native Hawaiian/Other Pacific Islander:	0	0	0	0	0	0	0	0
American Indian/Alaskan Native & White:	0	0	0	0	0	0	0	0
Asian White:	0	0	0	0	0	0	0	0
Black/African American & White:	0	0	0	0	0	0	0	0
American Indian/Alaskan Native & Black/African American:	0	0	0	0	0	0	0	0
Other multi-racial:	0	0	0	0	0	0	0	0
Asian/Pacific Islander:	0	0	0	0	0	0	0	0
Hispanic:	0	0	0	0	0	0	0	0
Total:	0	0	0	0	0	0	5	3
Female-headed Households:	0		0		0			

PR03 - MERCED

Page: 44 of 46




U.S. Department of Housing and Urban Development
Office of Community Planning and Development
Integrated Disbursement and Information System
CDBG Activity Summary Report (GPR) for Program Year 2018
MERCED

Date: 03-Sep-2019
Time: 14:41
Page: 45

Income Category:	Owner	Renter	Total	Person
Extremely Low	0	0	0	5
Low Mod	0	0	0	0
Moderate	0	0	0	0
Non Low Moderate	0	0	0	0
Total	0	0	0	5
Percent Low/Mod				100.0%

Annual Accomplishments

Years	Accomplishment Narrative	# Benefitting
2018	Fair Housing Services will be completed FY 19/20 due to waiting for final reports and invoice. Provide Fair Housing services that promote fairness and equality of housing opportunity for all and to advocate peaceful resolution of disputes for community welfare and harmony. Served 5 households with case investigations, 52 residents through their information, and housing providers. In total 99 people were served through this program in FY 18/19. To supplement their efforts and spread awareness of fair housing rights and available protections, they mailed 4,183 households in the City of Merced information on their fair housing services. Also distributed 785 brochures on common fair housing topics throughout the City, at locations such as the library, City Hall, Merced College, the Court Self-Help Center, the Valley Crisis Center, Catholic Charities, and other community organizations. Also developed new educational materials in response to community questions on retaliation protections and national origin discrimination.	



U.S. Department of Housing and Urban Development
Office of Community Planning and Development
Integrated Disbursement and Information System
CDBG Activity Summary Report (GPR) for Program Year 2018
MERCED

Date: 03-Sep-2019
Time: 14:41
Page: 46

Total Funded Amount:	\$2,692,668.20
Total Drawn Thru Program Year:	\$2,326,527.81
Total Drawn In Program Year:	\$1,814,683.58

HOME Match Report

U.S. Department of Housing and Urban Development
Office of Community Planning and Development

OM = Approval No. 24EG-0171
(Exp. 12/31/2012)[illegible]

Public reporting burden for this collection of information is estimated to average 45 minutes per response, including the time for reviewing instructions, searching existing data sources, gathering and maintaining the data needed, and completing and reviewing the collection of information. This agency may not collect information from a person if it does not have a legal basis for doing so. Send comments to Washington, D.C. 20503.

The HOME Act imposes a public reporting burden on the HOME APRA and the HOME APRA. The HOME APRA must be filled out by every participating jurisdiction that incurs a match liability. Match liability occurs when a 1995 funds (or subsequent year funds) are drawn down from the U.S. Treasury for HOME projects. A participating jurisdiction (PJ) may start incurring match contributions as of the beginning of Federal Fiscal Year 1993 (October 1, 1992). A jurisdiction not required to submit this report, either because it did not incur any match or because it had a full match reduction, may submit a HOME Match Report if it wishes. The match would count as excess match that is carried over to subsequent years. The match required or this form must have been contributed during the reporting period (between October 1 and September 30).

Instructions for the HOME Match Report

Applicability:

The HOME Match Report is part of the HOME APRA and must be filled out by every participating jurisdiction that incurs a match liability. Match liability occurs when a 1995 funds (or subsequent year funds) are drawn down from the U.S. Treasury for HOME projects. A participating jurisdiction (PJ) may start incurring match contributions as of the beginning of Federal Fiscal Year 1993 (October 1, 1992). A jurisdiction not required to submit this report, either because it did not incur any match or because it had a full match reduction, may submit a HOME Match Report if it wishes. The match would count as excess match that is carried over to subsequent years. The match required or this form must have been contributed during the reporting period (between October 1 and September 30).

Timing:

This form is to be submitted as part of the HOME APRA on or before December 31. The original is sent to the HUD Field Office. One copy is sent to the

Office of Affordable Housing Programs, CGHF
Room 7176, HUD, 451 7th Street, N.W.
Washington, D.C. 20410.

The participating jurisdiction also keeps a copy.

Instructions for Part III:

1. Excess match from prior Federal fiscal year: Excess match carried over from prior Federal fiscal year.
2. Match contributed during current Federal fiscal year: The total amount of match contributions for all projects listed under Part III in column D for the Federal fiscal year.

3. Total match available for current Federal fiscal year: The sum of excess match carried over from the prior Federal fiscal year (Part II, line 1) and the total match contribution for the current Federal fiscal year (Part II, line 2). This sum is the total match available for the Federal fiscal year.

4. Match liability for current Federal fiscal year: The amount of match liability is available from HUD and is provided periodically to PJs. The match must be provided in the current year. The amount of match liability must be provided is based on the amount of HOME funds drawn from the U.S. Treasury for HOME projects. The amount of match required equals 25% of the amount drawn down for HOME projects during the Federal fiscal year. Excess match may be carried over and used to meet match liability for subsequent years (see Part B Line 5). Funds drawn down for administrative costs, CHDO operating expenses, and CHDO capacity building do not have to be matched. Funds drawn down for CHDO seed money and/or technical assistance loans do not have to be matched if the project does not go forward. A jurisdiction is allowed to get a partial reduction (50% of match) if it meets one of two statutory disqualification criteria, indicating "fiscal distress" or else a full reduction (100% of match) if it meets both criteria, indicating "severe fiscal distress." The two criteria are poverty rate (must be equal to or greater than 125% of the average national family poverty rate) and per capita income (must be less than 75% of the national average per capita income to qualify for a reduction). In addition, a jurisdiction can get a full reduction if it is declared a disaster area under the Robert T. Stafford Disaster Relief and Emergency Act.

page 3 of 4 pages

5. Excess match carried over to next Federal fiscal year: The total match available for the current Federal fiscal year (Part II, line 3) minus the match liability for the current Federal fiscal year (Part II, line 4). Excess match may be carried over and applied to future HOME project match liability.

Instructions for Part III:

1. Project No. or Other ID: "Project number" is assigned by the CM System when the PJ makes a project set up call. These projects involve at least some Treasury funds. If the HOME project does not involve Treasury funds, it must be identified with "other ID" as follows: the fiscal year (last two digits only), followed by a number starting from "01" for the first non-Treasury funded project of the fiscal year, and then at least one of the following abbreviations: "SF" for project using shortfall funds, "PI" for project using program income, and "NOX" for non-HOME-assisted affordable housing. Example: 93 01 SF, 93 02 PI, 93 03 NOX, etc.

Should funds are non-HOME funds used to make up the difference between the participation threshold and the amount of HOME funds allocated to the PJ, the participation threshold requirement applies only in the PJ's first year of eligibility. §92.102

Program income (also called "replacement income") is income earned on the investment of HOME funds. This income must be deposited in the jurisdiction's HOME account to be used for HOME projects. §92.103(b)

form HUD-40107-04 (7/93)

non-HOME-assisted affordable housing is investment in acquiring, not assisted by HOME funds that would qualify as "affordable housing" under the HOME Program definitions. "NON" funds must be contributed in a specific project; it is not sufficient to make a contribution to an entire engaged in developing affordable housing. (§92.219(c))

2. **Date of Contribution:** Enter the date of contribution. Multiple entries may be made on a single line as long as the contributions were made during the current fiscal year. In such cases, if the contributions were made at different dates during the year, enter the date of the last contribution.

3. **Cash:** Cash contributions from non-Federal sources. This means the funds are contributed permanently to the HOME Program regardless of the form of investment the jurisdiction provides to a project. Therefore all repayment, interest, or other return on investment of the contribution must be deposited in the PJ's HOME account to be used for HOME projects. The PJ, non-Federal public entities (State/local government), private entities, and individuals can make contributions. The grant equivalent of a below-market interest rate loan to the project is eligible when the loan is not repayable or the PJ's HOME account (§92.220(a)(1)). In addition, a cash contribution can count as match if it is used for eligible costs defined under §92.266 (except administrative costs and CHDO operating expenses) or under §92.269, or for the following non-eligible costs: the value of non-Federal funds used to remove and relocate ECHO units to accommodate eligible tenants, a project reserve account for replacement, a project reserve account for unexpected increases in operating costs, operating subsidies, or costs relating to the portion of a mixed-income or mixed-use project not related to the affordable housing units. (§92.219(c))

4. **Finance Taxes, Fees, Charges:** Taxes, fees, and charges that are normally and customarily charged but have been waived, foregone, or deferred in a manner that achieves affordability of the HOME-assisted housing. This includes State tax credits for low-income housing development. The amount of real estate taxes may be based on the

post-improvement property value. For three taxes, fees, or charges given for future years, the value is the present discounted cash value. (§92.220(c)(2))

5. **Appraised Land/Real Property:** The appraised value, before the HOME assistance is provided and value may debt, lien, or other encumbrance, of land or other real property, not acquired with Federal resources, the appraisal must be made by an independent, certified appraiser. (§92.220(a)(3))

6. **Required Infrastructure:** The cost of investment, well made with Federal resources, in on-site and off-site infrastructure directly acquired for HOME-assisted affordable housing. The infrastructure must have been completed no earlier than 12 months before HOME funds were committed. (§92.220(a)(4))

7. **Site preparation, Construction materials, Donated labor:** The reasonable value of any site-preparation and construction materials, not acquired with Federal resources, and any donated or voluntary labor. (§92.254(c)) In connection with the site preparation for, or construction or rehabilitation of, affordable housing. The value of site-preparation and construction materials is determined in accordance with the PJ's cost estimate procedures. The value of donated or voluntary labor is determined by a single rate ("labor rate") to be published annually in the Notice Of Funding Availability (NOFA) for the HOME Program. (§92.220(b))

8. **Bond Financing:** Multifamily and single family project bond financing must be validly issued by a State or local government or an agency, instrumentality, or political subdivision thereof. 50% of a loan from bond proceeds made in a multifamily affordable housing project must be used as match. 25% of a loan from bond proceeds made to a single-family affordable housing project owner can count as match. Loans from all bond proceeds, including excess bond match from prior years, may not exceed 25% of a PJ's total annual match contribution. (§92.220(d)(5)) The amount in excess of the 25% cap for bonds may carry over, and the excess will count as part of the statutory limit of up to 25% per year. Requirements regarding

bond financing as an eligible source of match will be available upon publication of the implementing regulation early in FY 1992.

9. **Total Match:** Total of items 3 through 8. This is the total match contribution for each project identified in Item 1.

Eligible forms of match includes:

1. Contributions made with or derived from Federal resources e.g. CDBG funds (§92.220(b)(1))
2. Interest rate subsidy attributable in the Federal tax-exemption on financing or the value attributable to Federal tax credits (§92.220(b)(2))
3. Contributions from builders, contractors or investors, including owner equity, in projects with HOME-assisted projects. (§92.220(c)(3))
4. Sweat equity (§92.220(c)(4))
5. Contributions from applicants/recipients of HOME assistance (§92.220(c)(5))
6. Fees/charges that are associated with the HOME Program only, rather than normally and customarily charged on all transactions or projects (§92.220(c)(6))
7. Administrative costs

Annual Performance Report HOME Program

U.S. Department of Housing
and Urban Development
Office of Community Planning
and Development

OMB Approval No. 2506-0117
(exp. 06/30/2018)

Public reporting burden for this collection of information is estimated to average 2.5 hours per response, including the time for reviewing instructions, searching existing data sources, gathering and maintaining the data needed, and completing and reviewing the collection of information. The agencies may not conduct or sponsor, and a person is not required to respond to, a collection of information unless it displays a valid OMB control number.

The HOME statute imposes a significant number of data collection and reporting requirements. This includes information on assisted properties, on the owners or tenants of the properties, and on other programmatic areas. The information will be used: 1) to assist HOME participants in managing their programs; 2) to track performance of participants in meeting fund commitment and expenditure deadlines; 3) to assist HUD in determining whether each participant meets the HOME statutory income targeting and affordability requirements; and 4) to permit HUD to determine compliance with other statutory and regulatory program requirements. This data collection is authorized under Title I of the Cranston-Gonzalez National Affordable Housing Act or related authorities. Access to Federal grant funds is contingent on the reporting of certain project-specific data elements. Records of information collected will be maintained by the recipients of the assistance. Information on activities and expenditures of grant funds is public information and is generally available for disclosure. Recipients are responsible for ensuring confidentiality when public disclosure is not required.

This form is intended to collect numeric data to be aggregated nationally as a complement to data collected through the Cash and Management Information (CMI) System. Participants should enter the reporting period in the first block. The reporting period is October 1 to September 30. Instructions are included on each section if further explanation is needed.

Submit one form on or before December 31.

Send one copy to the appropriate HUD Field Office and one copy to:
HOME Program, Room 7178, 451 7th Street, S.W., Washington D.C. 20410

This report is for period (mm/dd/yyyy)

Starting

Ending

MC060227

Date Submitted (mm/dd/yyyy)

DAWN MENDONCA

Part I Participant Identification

1. Participant Number

2. Participant Name

209-383-6863

3. Name of Person completing this report
678 W. 18TH STREET

4. Phone Number (Include Area Code)
MFRCTD

5. Address
CA

6. City
96342

7. State
25,393,312.00

8. Zip Code
0.00

Part II Program Income

Enter the following program income available for the reporting period: in block 1, enter the balance on hand at the beginning; in block 2, enter the amount generated; in block 3, enter the amount expended; and in block 4, enter the amount for Tenant-Based Rental Assistance.

1. Balance on hand at Beginning of Reporting Period	2. Amount generated during Reporting Period	3. Total amount expended during Reporting Period	4. Amount expended to Tenant-Based Rental Assistance	5. Balance on hand at end of Reporting Period (1 + 2 - 3) - 4
25,393,312.00	0.00	25,393,312.00		

Part III Minority Business Enterprises (MBE) and Women Business Enterprises (WBE)

In the table below, indicate the number and dollar value of contracts for HOME projects completed during the reporting period.

	a. Total	b. Asian American/ Pacific Islander	Minority Business Enterprises (MBE)		c. Hispanic	d. White Non-Hispanic
			e. Asian American/ Pacific Islander	f. Black Non-Hispanic		
A. Contracts						
1. Number						
2. Dollar Amount						
B. Sub Contracts						
1. Number						
2. Dollar Amount						
	g. Total	h. Women Business Enterprises (WBE)	i. MBE			
C. Contracts						
1. Number						
2. Dollar Amount						
D. Sub Contracts						
1. Number						
2. Dollar Amount						

Part IV Minority Owners of Rental Property

In the table below, indicate the number of HOME assisted rental property owners and the total dollar amount of HOME funds in these rental properties as asked during the reporting period.

	a. Total	b. Asian Native or American Indian	Minority Property Owners		e. Hispanic	f. White Non-Hispanic
			c. Asian or Pacific Islander	d. Black Non-Hispanic		
1. Number						
2. Dollar Amount						

Part V Relocation and Real Property Acquisition

Indicate the number of persons displaced, the cost of relocation payments, the number of parcels acquired, and the cost of acquisition. The data provided should reflect only displacements and acquisitions occurring during the reporting period.

	a. Number	b. Cost
1. Parcels Acquired		
2. Businesses Displaced		
3. Nonprofit Organizations Displaced		
4. Households Temporarily Relocated, not Displaced		
Households Displaced	a. Total	Minority Business Enterprises (MBEs)
	b. Asian Native or American Indian	c. Asian or Pacific Islander
		d. Black Non-Hispanic
		e. Hispanic
		f. White Non-Hispanic
5. Households Displaced - Number		
6. Households Displaced - Cost		

Attachment 4. CDBG and HOME Fiscal, Activity, and Accomplishments Reports



U.S. Department of Housing and Urban Development
Office of Community Planning and Development
Integrated Disbursement and Information System
Con Plan Goals and Accomplishments
MERCED, 2015

Date: 09/04/2019
Time: 7:55 PM
Page: 1

Accomplishments Associated With a Single Strategic Plan Goal

Goal	Category	Funding Source & Amount	Outcome Indicator	Outcome Unit of Measure	Outcome Expected - Strategic Plan	Outcome Actual - Strategic Plan	Percent Complete	Outcome Expected - Program Year	Outcome Actual - Program Year	Percent Complete
rehabilitate and enhance existing neighborhoods	1	Affordable Housing Non-Housing Community Development housing rehab	CDBG: \$ / HOME: \$416000	Public Facility or Infrastructure Activities other than Low/Moderate Income Housing Benefit	Persons Assisted	0	0	2000	0	0.00%
				Public service activities other than Low/Moderate Income Housing Benefit	Persons Assisted	0	23	5	23	460.00%
				Rental units constructed	Household Housing Unit	0	0	119	0	0.00%
				Rental units rehabilitated	Household Housing Unit	0	1	6	1	16.67%
				Homeowner Housing Added	Household Housing Unit	2	2	3	0	0.00%
				Homeowner Housing Rehabilitated	Household Housing Unit	30	2	10	0	0.00%
			CDBG: \$ / HOME: \$463146	Homeowner Housing Rehabilitated	Household Housing Unit	30	4	0	4	13.33%
			CDBG: \$ / HOME: \$410000	Tenant-based rental assistance / Rapid Rehousing	Households Assisted	0	0	40	0	0.00%
				Housing for Homeless added	Household Housing Unit	0	1	1	1	100.00%
				Housing for People with HIV/AIDS added	Household Housing Unit	0	0	0	0	0.00%
			CDBG: \$ / HOME: \$463146	Other	Other	0	0	50	0	0.00%
Support Services	2	Non-Homeless Special Needs	CDBG: \$	Public service activities other than Low/Moderate Income Housing Benefit	Persons Assisted	100	0	75	0	0.00%
			CDBG: \$ / HOME: \$416946	Public service activities other than Low/Moderate Income Housing Benefit	Persons Assisted	100	892	25	434	1,736.00%
				Public service activities for Low/Moderate Income Housing Benefit	Households Assisted	0	0	105	0	0.00%
				Rental units constructed	Household Housing Unit	0	0	204	0	0.00%
				Direct Financial Assistance to Homebuyers	Households Assisted	0	0	5	0	0.00%
				Tenant-based rental assistance / Rapid Rehousing	Households Assisted	0	0	20	0	0.00%
				Homeless Person Overnight Shelter	Persons Assisted	0	709	20	309	1,545.00%
				Overnight/Emergency Shelter/Transitional Housing Beds added	Beds	0	0	0	0	0.00%
				Homelessness Prevention	Persons Assisted	0	0	113	0	0.00%
				Housing for Homeless added	Household Housing Unit	0	0	2	0	0.00%
				Other	Other	0	0	3	0	0.00%



U.S. Department of Housing and Urban Development
Office of Community Planning and Development
Integrated Disbursement and Information System
Con Plan Goals and Accomplishments
MERCED, 2015

Date: 09/04/2019
Time: 7:55 PM
Page: 2

Goal	Category	Funding Source & Amount	Outcome Indicator	Outcome Unit of Measure	Outcome Expected - Strategic Plan	Outcome Actual - Strategic Plan	Percent Complete	Outcome Expected - Program Year	Outcome Actual - Program Year	Percent Complete
Fair Housing	Non-Homeless Special Needs	CDBG: \$ CDBG: \$ / HOME: \$25000	Public service activities other than Low/Moderate Income Housing Benefit	Persons Assisted	300	0	0.00%	100	0	0.00%
			Public service activities other than Low/Moderate Income Housing Benefit	Persons Assisted	300	33	11.00%	0	5	
			Public service activities for Low/Moderate Income Housing Benefit	Households Assisted	0	0		68	0	0.00%
			Other	Other	0	0		100	0	0.00%
Job Creation	Non-Housing Community Development		Jobs created/retained	Jobs	500	0	0.00%			
Public and Infrastructure Improvements	Non-Housing Community Development	CDBG: \$	Public Facility or Infrastructure Activities other than Low/Moderate Income Housing Benefit	Persons Assisted	0	0		7000	0	0.00%
			Public Facility or Infrastructure Activities for Low/Moderate Income Housing Benefit	Households Assisted	0	0		10000	0	0.00%
			Rental units constructed	Household Housing Unit	0	0		119	0	0.00%
			Housing for Homeless added	Household Housing Unit	0	0		11	0	0.00%
			Other	Other	3000	0	0.00%	3000	0	0.00%
NRSA Planning	Non-Housing Community Development	CDBG: \$	Other	Other	1000	0	0.00%			
Permanent Supportive Housing	Homeless	CDBG: \$ / HOME: \$	Rental units constructed	Household Housing Unit	0	0		119	0	0.00%
			Rental units rehabilitated	Household Housing Unit	7	7	100.00%			
			Homeowner Housing Added	Household Housing Unit	0	0		39	0	0.00%
			Homeowner Housing Rehabilitated	Household Housing Unit	0	0				
			Tenant-based rental assistance / Rapid Rehousing	Households Assisted	0	0		20	0	0.00%
			Homelessness Prevention	Persons Assisted	0	23		85	23	27.06%
			Housing for Homeless added	Household Housing Unit	50	0	0.00%			
						2	4.00%	2	0	0.00%

Accomplishments Associated With More Than One Strategic Plan Goal

Project Name	Activity Name	Goal Outcome Indicator	Goals	Outcome Unit of Measure	Outcome Actual - Program Year
Emergency Shelter Assistance - Sierra Saving Grace	Sierra Saving Grace - Emergency Shelter Assistance	Homelessness Prevention	Permanent Supportive Housing Support Services	Persons Assisted	7



U.S. Department of Housing and Urban Development
Office of Community Planning and Development
Integrated Disbursement and Information System
Con Plan Goals and Accomplishments
MERCED, 2015

Date: 09/04/2019
Time: 7:55 PM
Page: 3

Project Name	Activity Name	Goal Outcome Indicator	Goals	Outcome Unit of Measure	Outcome Actual - Program Year
PS - Neighborhood Clean-up - Restore Merced - OSV/LMA	Restore Merced / Neighborhood Clean-up	Public service activities other than Low/Moderate Income Housing Benefit	Support Services rehabilitate and enhance existing neighborhoods	Persons Assisted	9715
Rapid Re-Housing - Merced Rescue Mission	Merced Rescue Mission - Rental Deposits/Rapid Re-Housing Program	Homeless Person Overnight Shelter	Permanent Supportive Housing rehabilitate and enhance existing neighborhoods	Persons Assisted	0
		Homelessness Prevention	Permanent Supportive Housing rehabilitate and enhance existing neighborhoods	Persons Assisted	23
		Public service activities other than Low/Moderate Income Housing Benefit	Permanent Supportive Housing rehabilitate and enhance existing neighborhoods	Persons Assisted	23

Accomplishments Not Associated With a Strategic Plan Goal

Project Name	Activity Name	Goal Outcome Indicator	Outcome Unit of Measure	Outcome Actual - Program Year
ACQUISITION & REHABILITATION OF PERMANENT HOUSING	ACQUISITION & REHABILITATION OF DUPLEX	Homeowner Housing Rehabilitated	Household Housing Unit	0
		Rental units rehabilitated	Household Housing Unit	2
Affinity Hiking Group	Affinity Hiking Program	Public service activities other than Low/Moderate Income Housing Benefit	Persons Assisted	15
ALLIANCE FOR COMMUNITY TRANSFORMATIONS	Youth Trek Program	Public service activities other than Low/Moderate Income Housing Benefit	Persons Assisted	20
Acquisition of Property	Sierra Saving Grace Homeless Project	Homeowner Housing Rehabilitated	Household Housing Unit	0
		Housing for Homeless added	Household Housing Unit	3
		Housing for People with HIV/AIDS added	Household Housing Unit	0
		Rental units rehabilitated	Household Housing Unit	3
Ethnic Elder Transportation Assistance and Support Project	Ethnic Elder Transportation Assistance and Support Project	Public service activities other than Low/Moderate Income Housing Benefit	Persons Assisted	42
Homeless Project - SSG	SIERRA SAVING GRACE	Homeless Person Overnight Shelter	Persons Assisted	0
		Overnight/Emergency Shelter/Transitional Housing Beds added	Beds	0
		Public service activities other than Low/Moderate Income Housing Benefit	Persons Assisted	10
HOUSING REHAB - SINGLE FAMILY RESIDENTIAL	945 Q STREET - REHAB	Homeowner Housing Rehabilitated	Household Housing Unit	1
Warming Center - Merced County Rescue Mission	Merced County Rescue Mission	Homeless Person Overnight Shelter	Persons Assisted	204
		Overnight/Emergency Shelter/Transitional Housing Beds added	Beds	0
		Public service activities other than Low/Moderate Income Housing Benefit	Persons Assisted	204
Youth I Can Program	Youth I Can Program	Public service activities other than Low/Moderate Income Housing Benefit	Persons Assisted	19

U.S. DEPARTMENT OF HOUSING AND URBAN DEVELOPMENT
OFFICE OF COMMUNITY PLANNING AND DEVELOPMENT
PR01 - HUD Grants and Program Income

DATE: 8/30/2019
TIME: 5:16:32 PM
PAGE: 1/9

IDIS

Page by:

Rows: 116

Columns: 9

Report Filter:

(ApplyComparison("#0 = #1 and #2 and #3=#4",([Prompted Grantee] (ID),Grantee (ID),([Prompted Grantee] = 24310:MERCED),Login (ID),"B66263")) And ([Grant Status Code] (ID) <> "X") And (Program <> HESG:H Emergency Shelter Grant) And (Program = CDBG:Community Development Block Grant, HOME:HOME) And ([Funding Type Parent] = AD:ADMIN FUNDS, CC:CHDO CAPACITY BUILDING FUNDS, CL:CHDO LOAN, CO:CHDO OPERATING EXPENSES, CP:COMPETITIVE FUNDS, CR:CHDO RESERVE, EN:ENTITLEMENT FUNDS, HB:HOMEBUYER, HP:RECAPTURED FROM THE HOMEBUYER PROGRAM, IU:REPAYMENT TO LOCAL ACCOUNT, LA:GRANT SPECIFIC REPAYMENT TO LOCAL ACCOUNT, PA:PROGRAM INCOME ADMIN, PI:PROGRAM INCOME, RC:RECEIVABLE, RE:RECAPTURED FUNDS, RL:REVOLVING LOAN, RO:RENTAL OPERATING ASSISTANCE AND RESERVES, SF:CDBG STATE FUNDS, SI:SECTION 108 INCOME, SL:SECTION 108 LOAN GUARANTEE, SU:GENERAL SUBFUND, TA:STATE CDBG TECHNICAL ASSISTANCE)

1/9

U.S. DEPARTMENT OF HOUSING AND URBAN DEVELOPMENT
OFFICE OF COMMUNITY PLANNING AND DEVELOPMENT
PR01 - HUD Grants and Program Income

DATE: 8/30/2019
TIME: 5:16:32 PM
PAGE: 2/9

IDIS

Program	Fund Type	Grantee Name	Grantee State Code	Grant Number	Authorized Amount	Suballocated Amount	Amount Committed to Activities	Net Drawn Amount	FY YTD Net Draw Amount				
CDBG	EN	MERCED	CA	B89MC060044	\$564,000.00	\$0.00	\$564,000.00	\$564,000.00	\$0.00				
				B90MC060044	\$542,000.00	\$0.00	\$542,000.00	\$542,000.00	\$0.00				
				B91MC060044	\$605,000.00	\$0.00	\$605,000.00	\$605,000.00	\$0.00				
				B92MC060044	\$653,000.00	\$0.00	\$653,000.00	\$653,000.00	\$0.00				
				B93MC060044	\$1,103,000.00	\$0.00	\$1,103,000.00	\$1,103,000.00	\$0.00				
				B94MC060044	\$1,199,000.00	\$0.00	\$1,199,000.00	\$1,199,000.00	\$0.00				
				B95MC060044	\$1,538,000.00	\$0.00	\$1,538,000.00	\$1,538,000.00	\$0.00				
				B96MC060044	\$1,493,000.00	\$0.00	\$1,493,000.00	\$1,493,000.00	\$0.00				
				B97MC060044	\$1,468,000.00	\$0.00	\$1,468,000.00	\$1,468,000.00	\$0.00				
				B98MC060044	\$1,413,000.00	\$0.00	\$1,413,000.00	\$1,413,000.00	\$0.00				
				B99MC060044	\$1,422,000.00	\$0.00	\$1,422,000.00	\$1,422,000.00	\$0.00				
				B00MC060044	\$1,420,000.00	\$0.00	\$1,420,000.00	\$1,420,000.00	\$0.00				
				B01MC060044	\$1,471,000.00	\$0.00	\$1,471,000.00	\$1,471,000.00	\$0.00				
				B02MC060044	\$1,449,000.00	\$0.00	\$1,449,000.00	\$1,449,000.00	\$0.00				
				B03MC060044	\$1,526,000.00	\$0.00	\$1,526,000.00	\$1,526,000.00	\$0.00				
				B04MC060044	\$1,499,000.00	\$0.00	\$1,499,000.00	\$1,499,000.00	\$0.00				
				B05MC060044	\$1,421,389.00	\$0.00	\$1,421,389.00	\$1,421,389.00	\$0.00				
				B06MC060044	\$1,283,592.00	\$0.00	\$1,283,592.00	\$1,283,592.00	\$0.00				
				B07MC060044	\$1,282,099.00	\$0.00	\$1,282,099.00	\$1,282,099.00	\$0.00				
				B08MC060044	\$1,240,510.00	\$0.00	\$1,240,510.00	\$1,240,510.00	\$0.00				
				B09MC060044	\$1,255,163.00	\$0.00	\$1,255,163.00	\$1,255,163.00	\$0.00				
				B10MC060044	\$1,357,144.00	\$0.00	\$1,357,144.00	\$1,357,144.00	\$0.00				
				B11MC060044	\$1,129,761.00	\$0.00	\$1,129,761.00	\$1,129,761.00	\$0.00				
				B12MC060044	\$950,304.00	\$0.00	\$950,304.00	\$950,304.00	\$0.00				
				B13MC060044	\$940,877.00	\$0.00	\$940,877.00	\$940,877.00	\$0.00				
				B14MC060044	\$949,593.00	\$0.00	\$949,593.00	\$793,245.14	\$38,656.62				
				B15MC060044	\$923,257.00	\$0.00	\$923,257.00	\$786,462.40	\$270,611.29				
				B16MC060044	\$959,615.00	\$0.00	\$947,415.00	\$802,316.07	\$294,523.27				
				B17MC060044	\$977,648.00	\$0.00	\$977,648.00	\$943,676.18	\$365,813.78				
				B18MC060044	\$1,128,771.00	\$0.00	\$630,936.62	\$580,661.58	\$580,661.58				
				MERCED Subtotal:					\$35,164,723.00	\$0.00	\$34,654,688.62	\$34,132,200.37	\$1,550,266.54
									\$35,164,723.00	\$0.00	\$34,654,688.62	\$34,132,200.37	\$1,550,266.54
SL	MERCED	CA	B02MC060044	\$0.00	\$0.00	\$0.00	\$0.00	\$0.00					
			B02MC060044-OLD	\$4,000,000.00	\$0.00	\$0.00	\$0.00	\$0.00					
			MERCED Subtotal:	\$4,000,000.00	\$0.00	\$0.00	\$0.00	\$0.00					
					\$4,000,000.00	\$0.00	\$0.00	\$0.00	\$0.00				
PI	MERCED	CA	B96MC060044	\$22,307.39	\$0.00	\$22,307.39	\$22,307.39	\$0.00					
			B97MC060044	\$515,404.59	\$0.00	\$515,404.59	\$515,404.59	\$0.00					

2/9

U.S. DEPARTMENT OF HOUSING AND URBAN DEVELOPMENT
OFFICE OF COMMUNITY PLANNING AND DEVELOPMENT
PR01 - HUD Grants and Program Income

DATE: 8/30/2019
TIME: 5:16:32 PM
PAGE: 3/9

IDIS

Program	Fund Type	Grantee Name	Grantee State Code	Grant Number	Available to Commit	Available to Draw	Recapture Amount
CDBG	EN	MERCED	CA	B89MC060044	\$0.00	\$0.00	\$0.00
				B90MC060044	\$0.00	\$0.00	\$0.00
				B91MC060044	\$0.00	\$0.00	\$0.00
				B92MC060044	\$0.00	\$0.00	\$0.00
				B93MC060044	\$0.00	\$0.00	\$0.00
				B94MC060044	\$0.00	\$0.00	\$0.00
				B95MC060044	\$0.00	\$0.00	\$0.00
				B96MC060044	\$0.00	\$0.00	\$0.00
				B97MC060044	\$0.00	\$0.00	\$0.00
				B98MC060044	\$0.00	\$0.00	\$0.00
				B99MC060044	\$0.00	\$0.00	\$0.00
				B00MC060044	\$0.00	\$0.00	\$0.00
				B01MC060044	\$0.00	\$0.00	\$0.00
				B02MC060044	\$0.00	\$0.00	\$0.00
				B03MC060044	\$0.00	\$0.00	\$0.00
				B04MC060044	\$0.00	\$0.00	\$0.00
				B05MC060044	\$0.00	\$0.00	\$0.00
				B06MC060044	\$0.00	\$0.00	\$0.00
				B07MC060044	\$0.00	\$0.00	\$0.00
				B08MC060044	\$0.00	\$0.00	\$0.00
				B09MC060044	\$0.00	\$0.00	\$0.00
				B10MC060044	\$0.00	\$0.00	\$0.00
				B11MC060044	\$0.00	\$0.00	\$0.00
				B12MC060044	\$0.00	\$0.00	\$0.00
				B13MC060044	\$0.00	\$0.00	\$0.00
				B14MC060044	\$0.00	\$156,347.86	\$0.00
				B15MC060044	\$0.00	\$136,794.60	\$0.00
				B16MC060044	\$12,200.00	\$157,298.93	\$0.00
				B17MC060044	\$0.00	\$33,971.82	\$0.00
				B18MC060044	\$497,834.38	\$548,109.42	\$0.00
				MERCED Subtotal:	\$510,034.38	\$1,032,522.63	\$0.00
				EN Subtotal:	\$510,034.38	\$1,032,522.63	\$0.00
	SL	MERCED	CA	B02MC060044	\$0.00	\$0.00	\$0.00
				B02MC060044-OLD	\$4,000,000.00	\$4,000,000.00	\$0.00
				MERCED Subtotal:	\$4,000,000.00	\$4,000,000.00	\$0.00
				SL Subtotal:	\$4,000,000.00	\$4,000,000.00	\$0.00
	PI	MERCED	CA	B98MC060044	\$0.00	\$0.00	\$0.00
				B97MC060044	\$0.00	\$0.00	\$0.00

3/9

U.S. DEPARTMENT OF HOUSING AND URBAN DEVELOPMENT
OFFICE OF COMMUNITY PLANNING AND DEVELOPMENT
PR01 - HUD Grants and Program Income

DATE: 8/30/2019
TIME: 5:16:32 PM
PAGE: 4/9

IDIS

Program	Fund Type	Grantee Name	Grantee State Code	Grant Number	Authorized Amount	Suballocated Amount	Amount Committed to Activities	Net Drawn Amount	FY YTD Net Draw Amount
CDBG	PI	MERCED	CA	B98MC060044	\$401,833.74	\$0.00	\$401,833.74	\$401,833.74	\$0.00
				B99MC060044	\$326,990.50	\$0.00	\$326,990.50	\$326,990.50	\$0.00
				B00MC060044	\$414,245.26	\$0.00	\$414,245.26	\$414,245.26	\$0.00
				B01MC060044	\$573,393.12	\$0.00	\$573,393.12	\$573,393.12	\$0.00
				B02MC060044	\$1,061,128.42	\$0.00	\$1,061,128.42	\$1,061,128.42	\$0.00
				B03MC060044	\$1,152,928.63	\$0.00	\$1,152,928.63	\$1,152,928.63	\$0.00
				B04MC060044	\$964,394.76	\$0.00	\$964,394.76	\$964,394.76	\$0.00
				B05MC060044	\$875,942.80	\$0.00	\$875,942.80	\$875,942.80	\$0.00
				B06MC060044	\$478,139.95	\$0.00	\$478,139.95	\$478,139.95	\$0.00
				B07MC060044	\$381,250.80	\$0.00	\$381,250.80	\$381,250.80	\$0.00
				B08MC060044	\$191,294.05	\$0.00	\$191,294.05	\$191,294.05	\$0.00
				B09MC060044	\$166,521.37	\$0.00	\$166,521.37	\$166,521.37	\$0.00
				B10MC060044	\$113,150.58	\$0.00	\$113,150.58	\$113,150.58	\$0.00
				B11MC060044	\$153,124.74	\$0.00	\$153,124.74	\$153,124.74	\$0.00
				B12MC060044	\$235,035.10	\$0.00	\$235,035.10	\$235,035.10	\$0.00
				B13MC060044	\$214,067.04	\$0.00	\$214,067.04	\$214,067.04	\$0.00
				B14MC060044	\$280,738.27	\$0.00	\$280,738.27	\$280,738.27	\$0.00
				B15MC060044	\$202,553.09	\$0.00	\$202,553.09	\$202,553.09	\$0.00
				B16MC060044	\$325,444.67	\$0.00	\$325,444.67	\$325,444.67	\$0.00
				B17MC060044	\$176,736.40	\$0.00	\$176,736.40	\$176,736.40	\$5,466.91
				B18MC060044	\$234,962.12	\$0.00	\$234,962.12	\$234,962.12	\$234,962.12
				B19MC060044	\$23,988.01	\$0.00	\$23,988.01	\$23,988.01	\$23,988.01
MERCED Subtotal:					\$9,485,575.40	\$0.00	\$9,485,575.40	\$9,485,575.40	\$264,417.04
PI Subtotal:					\$9,485,575.40	\$0.00	\$9,485,575.40	\$9,485,575.40	\$264,417.04
HOME	EN	MERCED	CA	M94MC060227	\$500,000.00	\$75,000.00	\$425,000.00	\$425,000.00	\$0.00
				M95MC060227	\$487,000.00	\$73,050.00	\$413,950.00	\$413,950.00	\$0.00
				M96MC060227	\$541,000.00	\$81,150.00	\$459,850.00	\$459,850.00	\$0.00
				M97MC060227	\$531,000.00	\$79,650.00	\$451,350.00	\$451,350.00	\$0.00
				M98MC060227	\$568,000.00	\$85,200.00	\$482,800.00	\$482,800.00	\$0.00
				M99MC060227	\$611,000.00	\$139,820.00	\$471,180.00	\$471,180.00	\$0.00
				M00MC060227	\$613,000.00	\$250,259.00	\$362,741.00	\$362,741.00	\$0.00
				M01MC060227	\$682,000.00	\$102,300.00	\$579,700.00	\$579,700.00	\$0.00
				M02MC060227	\$680,000.00	\$108,000.00	\$572,000.00	\$572,000.00	\$0.00
				M03MC060227	\$700,348.00	\$108,052.20	\$592,295.80	\$592,295.80	\$0.00
				M04MC060227	\$697,936.00	\$104,700.30	\$593,235.70	\$593,235.70	\$0.00
				M05MC060227	\$665,615.00	\$154,177.25	\$511,437.75	\$511,437.75	\$0.00
				M06MC060227	\$625,931.00	\$96,890.00	\$529,041.00	\$529,041.00	\$0.00
				M07MC060227	\$621,447.00	\$62,144.70	\$559,302.30	\$559,302.30	\$0.00
				M08MC060227	\$466,280.23	\$209,537.28	\$256,742.95	\$256,742.95	\$0.00

4/9

U.S. DEPARTMENT OF HOUSING AND URBAN DEVELOPMENT
OFFICE OF COMMUNITY PLANNING AND DEVELOPMENT
PR01 - HUD Grants and Program Income

DATE: 8/30/2019
TIME: 5:16:32 PM
PAGE: 5/9

IDIS

Program	Fund Type	Grantee Name	Grantee State Code	Grant Number	Available to Commit	Available to Draw	Recapture Amount
CDBG	PI	MERCED	CA	B98MC060044	\$0.00	\$0.00	\$0.00
				B99MC060044	\$0.00	\$0.00	\$0.00
				B00MC060044	\$0.00	\$0.00	\$0.00
				B01MC060044	\$0.00	\$0.00	\$0.00
				B02MC060044	\$0.00	\$0.00	\$0.00
				B03MC060044	\$0.00	\$0.00	\$0.00
				B04MC060044	\$0.00	\$0.00	\$0.00
				B05MC060044	\$0.00	\$0.00	\$0.00
				B06MC060044	\$0.00	\$0.00	\$0.00
				B07MC060044	\$0.00	\$0.00	\$0.00
				B08MC060044	\$0.00	\$0.00	\$0.00
				B09MC060044	\$0.00	\$0.00	\$0.00
				B10MC060044	\$0.00	\$0.00	\$0.00
				B11MC060044	\$0.00	\$0.00	\$0.00
				B12MC060044	\$0.00	\$0.00	\$0.00
				B13MC060044	\$0.00	\$0.00	\$0.00
				B14MC060044	\$0.00	\$0.00	\$0.00
				B15MC060044	\$0.00	\$0.00	\$0.00
				B16MC060044	\$0.00	\$0.00	\$0.00
				B17MC060044	\$0.00	\$0.00	\$0.00
				B18MC060044	\$0.00	\$0.00	\$0.00
				B19MC060044	\$0.00	\$0.00	\$0.00
MERCED Subtotal:					\$0.00	\$0.00	\$0.00
PI Subtotal:					\$0.00	\$0.00	\$0.00
HOME	EN	MERCED	CA	M94MC060227	\$0.00	\$0.00	\$0.00
				M95MC060227	\$0.00	\$0.00	\$0.00
				M96MC060227	\$0.00	\$0.00	\$0.00
				M97MC060227	\$0.00	\$0.00	\$0.00
				M98MC060227	\$0.00	\$0.00	\$0.00
				M99MC060227	\$0.00	\$0.00	\$0.00
				M00MC060227	\$0.00	\$0.00	\$0.00
				M01MC060227	\$0.00	\$0.00	\$0.00
				M02MC060227	\$0.00	\$0.00	\$0.00
				M03MC060227	\$0.00	\$0.00	\$0.00
				M04MC060227	\$0.00	\$0.00	\$0.00
				M05MC060227	\$0.00	\$0.00	\$0.00
				M06MC060227	\$0.00	\$0.00	\$0.00
				M07MC060227	\$0.00	\$0.00	\$0.00
				M08MC060227	\$0.00	\$0.00	\$0.00

5/9

U.S. DEPARTMENT OF HOUSING AND URBAN DEVELOPMENT
OFFICE OF COMMUNITY PLANNING AND DEVELOPMENT
PR01 - HUD Grants and Program Income

DATE: 8/30/2019
TIME: 5:16:32 PM
PAGE: 6/9

IDIS

Program	Fund Type	Grantee Name	Grantee State Code	Grant Number	Authorized Amount	Suballocated Amount	Amount Committed to Activities	Net Drawn Amount	FY YTD	Net Draw Amount				
HOME	EN	MERCED	CA	M09MC060227	\$667,720.00	\$169,472.00	\$498,248.00	\$498,248.00		\$0.00				
				M10MC060227	\$666,386.00	\$116,303.84	\$550,082.16	\$550,082.16		\$0.00				
				M11MC060227	\$588,197.00	\$149,053.70	\$439,143.30	\$439,143.30		\$0.00				
				M12MC060227	\$386,355.00	\$96,588.75	\$289,766.25	\$289,766.25		\$0.00				
				M13MC060227	\$354,406.00	\$88,608.70	\$265,797.30	\$265,797.30		\$0.00				
				M14MC060227	\$350,123.00	\$188,883.86	\$161,239.14	\$161,239.14	\$152,711.46					
				M15MC060227	\$305,810.00	\$180,581.00	\$125,229.00	\$16,309.67		\$0.00				
				M16MC060227	\$329,958.00	\$181,004.00	\$148,954.00	\$0.00		\$0.00				
				M17MC060227	\$332,769.00	\$244,910.00	\$54,407.58	\$11,139.65	\$11,139.65					
				M18MC060227	\$520,415.00	\$129,062.25	\$0.00	\$0.00		\$0.00				
				MERCED Subtotal:				\$13,492,696.23	\$3,274,398.83	\$9,793,493.23	\$9,492,351.97		\$163,851.11	
		PI	MERCED	CA	M09MC060227	\$13,492,696.23	\$3,274,398.83	\$9,793,493.23	\$9,492,351.97		\$163,851.11			
					M09MC060227	\$28,669.31	\$0.00	\$28,669.31	\$28,669.31		\$0.00			
					M097MC060227	\$74,704.61	\$0.00	\$74,704.61	\$74,704.61		\$0.00			
					M098MC060227	\$30,874.78	\$0.00	\$30,874.78	\$30,874.78		\$0.00			
					M099MC060227	\$138,784.81	\$0.00	\$138,784.81	\$138,784.81		\$0.00			
					M00MC060227	\$189,259.41	\$0.00	\$189,259.41	\$189,259.41		\$0.00			
					M01MC060227	\$244,884.80	\$0.00	\$244,884.80	\$244,884.80		\$0.00			
					M02MC060227	\$772,829.84	\$0.00	\$772,829.84	\$772,829.84		\$0.00			
					M03MC060227	\$792,402.29	\$0.00	\$792,402.29	\$792,402.29		\$0.00			
					M04MC060227	\$606,580.12	\$0.00	\$606,580.12	\$606,580.12		\$0.00			
					M05MC060227	\$496,044.39	\$0.00	\$496,044.39	\$496,044.39		\$0.00			
					M06MC060227	\$444,771.03	\$0.00	\$444,771.03	\$444,771.03		\$0.00			
					M07MC060227	\$173,696.91	\$0.00	\$173,696.91	\$173,696.91		\$0.00			
					M08MC060227	\$89,951.72	\$0.00	\$89,951.72	\$89,951.72		\$0.00			
					M09MC060227	\$110,596.52	\$0.00	\$110,596.52	\$110,596.52		\$0.00			
					M10MC060227	\$103,878.83	\$0.00	\$103,878.83	\$103,878.83		\$0.00			
					M11MC060227	\$99,994.68	\$0.00	\$99,994.68	\$99,994.68		\$0.00			
					M12MC060227	\$95,288.52	\$0.00	\$95,288.52	\$95,288.52		\$0.00			
					M13MC060227	\$91,177.74	\$0.00	\$91,177.74	\$91,177.74		\$0.00			
					M14MC060227	\$152,345.70	\$0.00	\$152,345.70	\$152,345.70		\$0.00			
					M15MC060227	\$123,770.77	\$0.00	\$123,770.77	\$123,770.77		\$0.00			
					M16MC060227	\$553,179.20	\$0.00	\$553,179.20	\$338,448.21	\$10,369.03				
					M17MC060227	\$195,909.18	\$0.00	\$195,909.18	\$195,909.18	\$195,909.18				
					M18MC060227	\$68,629.17	\$0.00	\$40,590.82	\$40,590.82	\$40,590.82				
					M19MC060227	\$3,521.32	\$0.00	\$0.00	\$0.00	\$0.00				
					MERCED Subtotal:				\$5,681,745.65	\$0.00	\$5,650,185.98	\$5,435,454.99		\$246,869.03
					PI Subtotal:				\$5,681,745.65	\$0.00	\$5,650,185.98	\$5,435,454.99		\$246,869.03

6/9

U.S. DEPARTMENT OF HOUSING AND URBAN DEVELOPMENT
OFFICE OF COMMUNITY PLANNING AND DEVELOPMENT
PR01 - HUD Grants and Program Income

DATE: 8/30/2019
TIME: 5:16:32 PM
PAGE: 7/9

IDIS

Program	Fund Type	Grantee Name	Grantee State Code	Grant Number	Available to Commit	Available to Draw	Recapture Amount
HOME	EN	MERCED	CA	M09MC060227	\$0.00	\$0.00	\$0.00
				M10MC060227	\$0.00	\$0.00	\$0.00
				M11MC060227	\$0.00	\$0.00	\$0.00
				M12MC060227	\$0.00	\$0.00	\$0.00
				M13MC060227	\$0.00	\$0.00	\$0.00
				M14MC060227	\$0.00	\$0.00	\$0.00
				M15MC060227	\$0.00	\$108,919.33	\$0.00
				M16MC060227	\$0.00	\$148,954.00	\$0.00
				M17MC060227	\$33,451.42	\$76,719.35	\$0.00
				M18MC060227	\$391,352.75	\$391,352.75	\$0.00
				MERCED Subtotal:	\$424,804.17	\$725,945.43	\$0.00
				EN Subtotal:	\$424,804.17	\$725,945.43	\$0.00
	PI	MERCED	CA	M96MC060227	\$0.00	\$0.00	\$0.00
				M97MC060227	\$0.00	\$0.00	\$0.00
				M98MC060227	\$0.00	\$0.00	\$0.00
				M99MC060227	\$0.00	\$0.00	\$0.00
				M00MC060227	\$0.00	\$0.00	\$0.00
				M01MC060227	\$0.00	\$0.00	\$0.00
				M02MC060227	\$0.00	\$0.00	\$0.00
				M03MC060227	\$0.00	\$0.00	\$0.00
				M04MC060227	\$0.00	\$0.00	\$0.00
				M05MC060227	\$0.00	\$0.00	\$0.00
				M06MC060227	\$0.00	\$0.00	\$0.00
				M07MC060227	\$0.00	\$0.00	\$0.00
				M08MC060227	\$0.00	\$0.00	\$0.00
				M09MC060227	\$0.00	\$0.00	\$0.00
				M10MC060227	\$0.00	\$0.00	\$0.00
				M11MC060227	\$0.00	\$0.00	\$0.00
				M12MC060227	\$0.00	\$0.00	\$0.00
				M13MC060227	\$0.00	\$0.00	\$0.00
				M14MC060227	\$0.00	\$0.00	\$0.00
				M15MC060227	\$0.00	\$0.00	\$0.00
				M16MC060227	\$0.00	\$214,730.99	\$0.00
				M17MC060227	\$0.00	\$0.00	\$0.00
				M18MC060227	\$28,038.35	\$28,038.35	\$0.00
				M19MC060227	\$3,521.32	\$3,521.32	\$0.00
				MERCED Subtotal:	\$31,559.67	\$246,290.66	\$0.00
				PI Subtotal:	\$31,559.67	\$246,290.66	\$0.00

7/9

U.S. DEPARTMENT OF HOUSING AND URBAN DEVELOPMENT
OFFICE OF COMMUNITY PLANNING AND DEVELOPMENT
PR01 - HUD Grants and Program Income

DATE: 8/30/2019
TIME: 5:16:32 PM
PAGE: 8/9

IDIS

Program	Fund Type	Grantee Name	Grantee State Code	Grant Number	Authorized Amount	Suballocated Amount	Amount Committed to Activities	Net Drawn Amount	FY YTD Net Draw Amount
GRANTEE					\$67,824,740.28	\$3,274,396.83	\$59,583,943.23	\$58,545,582.73	\$2,225,403.72

8/9

U.S. DEPARTMENT OF HOUSING AND URBAN DEVELOPMENT
OFFICE OF COMMUNITY PLANNING AND DEVELOPMENT
PR01 - HUD Grants and Program Income

DATE: 8/30/2019
TIME: 5:16:32 PM
PAGE: 9/9

IDIS

Program	Fund Type	Grantee Name	Grantee State Code	Grant Number	Available to Commit	Available to Draw	Recapture Amount
GRANTEE					\$4,966,398.22	\$6,004,758.72	\$0.00

9/9

IDIS - PR02

U.S. Department of Housing and Urban Development
Office of Community Planning and Development
Integrated Disbursement and Information System
List of Activities By Program Year And Project
MERCED,CA

DATE: 08-30-19
TIME: 16:43
PAGE: 1

REPORT FOR CPD PROGRAM CDBG, HOME
PGM YR 2018


Plan Year	IDIS Project	Project	IDIS Activity ID	Activity Name	Activity Status	Program	Funded Amount	Draw Amount	Balance
2018	1	Administrative Expenses - FY 2018/19	1122	Direct Housing Admin	Completed	CDBG	\$138,947.16	\$138,947.16	\$0.00
			1123	INDIRECT ADMIN COSTS	Completed	HOME	\$51,000.00	\$51,000.00	\$0.00
			1133	INDIRECT ADMIN COSTS / HOME ACTIVITIES	Completed	CDBG	\$59,897.61	\$59,897.61	\$0.00
					Completed	CDBG	\$30,117.94	\$30,117.94	\$0.00
		Project Total					\$279,962.71	\$279,962.71	\$0.00
	2	Rapid Re-Housing - Merced Rescue Mission	1128	Merced Rescue Mission - Rental Deposits/Rapid Re-Housing Program	Open	CDBG	\$20,000.00	\$19,062.00	\$938.00
		Project Total					\$20,000.00	\$19,062.00	\$938.00
	3	Warming Center - Merced Rescue Mission	1124	Merced Rescue Mission - Warming Center	Completed	CDBG	\$16,000.00	\$16,000.00	\$0.00
		Project Total					\$16,000.00	\$16,000.00	\$0.00
	4	PS - Fair Housing Services - Project Sentinel - 05J/LMC	1134	Project Sentinel / Fair Housing Services	Open	CDBG	\$30,000.00	\$0.00	\$30,000.00
		Project Total					\$30,000.00	\$0.00	\$30,000.00
	5	Kiddieland Bootcamp - Kiwanis of Greater Merced Foundation	1127	Kiddie Bootcamp	Completed	CDBG	\$6,029.79	\$6,029.79	\$0.00
		Project Total					\$6,029.79	\$6,029.79	\$0.00
	6	PS - Neighborhood Clean-up - Restore Merced - 05V/LMA	1131	Restore Merced / Neighborhood Clean-up	Completed	CDBG	\$60,000.00	\$60,000.00	\$0.00
		Project Total					\$60,000.00	\$60,000.00	\$0.00
	7	Emergency Shelter Assistance - Sierra Saving Grace	1129	Sierra Saving Grace - Emergency Shelter Assistance	Completed	CDBG	\$20,000.00	\$20,000.00	\$0.00
		Project Total					\$20,000.00	\$20,000.00	\$0.00
	11	Acquisition of Property - Merced Rescue Mission	1125	Merced Rescue Mission - Hope for Families	Completed	CDBG	\$270,011.50	\$270,011.50	\$0.00
		Project Total					\$270,011.50	\$270,011.50	\$0.00
	14	Aquisition of Property	1126	Sierra Saving Grace Homeless Project	Completed	CDBG	\$275,000.00	\$275,000.00	\$0.00
					Completed	HOME	\$236,500.00	\$236,500.00	\$0.00
		Project Total					\$511,500.00	\$511,500.00	\$0.00
	15	Senior Rental Assistance - Healthy House	1130	Healthy House - Senior Rental Assistance	Completed	CDBG	\$20,000.00	\$20,000.00	\$0.00
		Project Total					\$20,000.00	\$20,000.00	\$0.00
	20	Continuum of Care - Collaborative Applicant - Merced County	1132	Continuum of Care - Merced County	Completed	CDBG	\$38,000.00	\$38,000.00	\$0.00
		Project Total					\$38,000.00	\$38,000.00	\$0.00
		Program Total				CDBG	\$984,004.00	\$953,066.00	\$30,938.00
						HOME	\$287,500.00	\$287,500.00	\$0.00
		2018 Total					\$1,271,504.00	\$1,240,566.00	\$30,938.00
		Program Grand Total				CDBG	\$984,004.00	\$953,066.00	\$30,938.00

IDIS - PR02

U.S. Department of Housing and Urban Development
Office of Community Planning and Development
Integrated Disbursement and Information System
List of Activities By Program Year And Project
MERCED,CA

DATE: 08-30-19
TIME: 16:43
PAGE: 2

Plan Year	IDIS Project	Project	IDIS Activity ID	Activity Name	Activity Status	Program	Funded Amount	Draw Amount	Balance
		Program Grand Total				HOME	\$287,500.00	\$287,500.00	\$0.00
		Grand Total					\$1,271,504.00	\$1,240,566.00	\$30,938.00



U.S. Department of Housing and Urban Development
Office of Community Planning and Development
Integrated Disbursement and Information System
CDBG Activity Summary Report (GPR) for Program Year 2018
MERCED

Date: 03-Sep-2019
Time: 14:41
Page: 1

PGM Year: 2012
Project: 0009 - ECONOMIC DEVELOPMENT
IDIS Activity: 998 - ECONOMIC DEVELOPMENT

Status: Open
Location: 678 W 18th St Merced, CA 95340-4708

Objective: Create economic opportunities
Outcome: Availability/accessibility
Matrix Code: ED Technical Assistance (18B)

National Objective: LMA

Initial Funding Date: 11/26/2012

Description:

THIS ACTIVITY HAS BEEN DETERMINED TO NOT BE CDBG ELIGIBLE.
MERCED CITY COUNCIL AND HUD APPROVED REVISING THE CDBG FUNDS TO AN ELIGIBLE CDBG ACTIVITY.
(IDIS #1054) FUNDING WILL BE REVISED AS EXPENSES OCCUR TO THE WATER MAIN PROJECT - IDIS #1054

Financing

	Fund Type	Grant Year	Grant	Funded Amount	Drawn In Program Year	Drawn Thru Program Year
CDBG	EN	Pre-2015		\$54,988.91	\$0.00	\$0.00
		2012	B12MC060044		\$0.00	\$54,988.91
Total	Total			\$54,988.91	\$0.00	\$54,988.91

Proposed Accomplishments

Businesses : 1
Total Population in Service Area: 62,733
Census Tract Percent Low / Mod: 55.10

Annual Accomplishments

Years	Accomplishment Narrative	# Benefitting
2012	THIS ACTIVITY HAS BEEN DETERMINED TO NOT BE CDBG ELIGIBLE. MERCED CITY COUNCIL AND HUD APPROVED REVISING THE CDBG FUNDS TO AN ELIGIBLE CDBG ACTIVITY. (IDIS #1054) FUNDING WILL BE REVISED AS EXPENSES TO THE WATER MAIN PROJECT OCCUR. - IDIS #1054.	



U.S. Department of Housing and Urban Development
Office of Community Planning and Development
Integrated Disbursement and Information System
CDBG Activity Summary Report (GPR) for Program Year 2018
MERCED

Date: 03-Sep-2019
Time: 14:41
Page: 2

PGM Year: 2016

Project: 0005 - ADA Ramp and Sidewalk Modifications - City of Merced Engineering Department

IDIS Activity: 1094 - ADA Ramp and Sidewalk Modifications #117007

Status: Completed 11/15/2018 12:00:00 AM

Location: 678 W 18th St Merced, CA 95340-4708

Objective: Create suitable living environments

Outcome: Availability/accessibility

Matrix Code: Sidewalks (03L)

National Objective: LMA

Initial Funding Date: 04/10/2017

Description:

The construction of twelve ADA handicap ramps including sidewalk modifications.

Financing

	Fund Type	Grant Year	Grant	Funded Amount	Drawn In Program Year	Drawn Thru Program Year
CDBG	EN	2015	B15MC060044	\$62,238.92	\$0.00	\$62,238.92
		2016	B16MC060044	\$69,777.39	\$0.00	\$69,777.39
	PI			\$6,350.82	\$573.35	\$6,350.82
Total	Total			\$138,367.13	\$573.35	\$138,367.13

Proposed Accomplishments


Public Facilities : 12

Total Population in Service Area: 5,070

Census Tract Percent Low / Mod: 74.06

Annual Accomplishments

Years	Accomplishment Narrative	# Benefitting
2016	The construction of twelve ADA handicap ramps including sidewalk modifications. The City of Merced Engineering Department has the survey completed and drafted. The project design has been started. This activity will continue PY 17/18. This activity completed PY 17/18. This activity will continue in PY 18/19 due to final invoices being processed for payment. The project consisted of removing the existing concrete sidewalk and curb & gutter at the four corners of Q Street at 8th Street and Q Street at 9th Street. Each corner was replaced with new sidewalk, curb & gutter and wheelchair ramps with detectable warning strips. There was a total of eight intersection corners improved. Total quantities involved were: 2,315 square feet of existing concrete sidewalk removed, 280 linear feet of existing curb & gutter removed, 830 square feet of new concrete sidewalk installed, 115 linear feet of new curb & gutter installed, 1,800 square feet of new concrete handicap access ramps, and 8 detectable warning devices installed.	



U.S. Department of Housing and Urban Development
Office of Community Planning and Development
Integrated Disbursement and Information System
CDBG Activity Summary Report (GPR) for Program Year 2018
MERCED

Date: 03-Sep-2019
Time: 14:41
Page: 3

PGM Year: 2016
Project: 0009 - Brush with Kindness - Habitat for Humanity Stanislaus County
IDIS Activity: 1100 - Brush with Kindness - Habitat for Humanity Stanislaus County

Status: Open
Location: 630 Kearney Ave Modesto, CA 95350-5714

Objective: Create suitable living environments
Outcome: Affordability
Matrix Code: Rehab; Single-Unit Residential (14A)

National Objective: LMH

Initial Funding Date: 06/23/2017

Description:
Owner-occupied single family housing rehabilitation for approximately 5 homes.
Financing

	Fund Type	Grant Year	Grant	Funded Amount	Drawn In Program Year	Drawn Thru Program Year
CDBG	EN	2015	B15MC060044	\$1,354.51	\$1,354.51	\$1,354.51
		2016	B16MC060044	\$223,557.51	\$145,499.92	\$145,499.92
		2018	B18MC060044	\$12,200.00	\$12,200.00	\$12,200.00
	PI			\$16,942.58	\$16,150.58	\$16,942.58
Total	Total			\$254,054.60	\$175,205.01	\$175,997.01

Proposed Accomplishments
Housing Units : 5


Actual Accomplishments

Number assisted:

	Owner		Renter		Total		Person	
	Total	Hispanic	Total	Hispanic	Total	Hispanic	Total	Hispanic
White:	0	0	0	0	0	0	0	0
Black/African American:	0	0	0	0	0	0	0	0
Asian:	0	0	0	0	0	0	0	0
American Indian/Alaskan Native:	0	0	0	0	0	0	0	0
Native Hawaiian/Other Pacific Islander:	0	0	0	0	0	0	0	0
American Indian/Alaskan Native & White:	0	0	0	0	0	0	0	0
Asian White:	0	0	0	0	0	0	0	0
Black/African American & White:	0	0	0	0	0	0	0	0
American Indian/Alaskan Native & Black/African American:	0	0	0	0	0	0	0	0
Other multi-racial:	0	0	0	0	0	0	0	0
Asian/Pacific Islander:	0	0	0	0	0	0	0	0
Hispanic:	0	0	0	0	0	0	0	0

PR03 - MERCED

Page: 3 of 46



U.S. Department of Housing and Urban Development
Office of Community Planning and Development
Integrated Disbursement and Information System
CDBG Activity Summary Report (GPR) for Program Year 2018
MERCED

Date: 03-Sep-2019
Time: 14:41
Page: 4

Total: 0 0 0 0 0 0 0 0

Female-headed Households: 0 0 0


Income Category:

	Owner	Renter	Total	Person
Extremely Low	0	0	0	0
Low Mod	0	0	0	0
Moderate	0	0	0	0
Non Low Moderate	0	0	0	0
Total	0	0	0	0

Percent Low/Mod

Annual Accomplishments

Years	Accomplishment Narrative	# Benefitting
2016	Owner-occupied single family housing rehabilitation for approximately 5 homes. To be continued in PY 17/18 & PY 18/19. Some Activities are underway and will be continued PY 19/20. Completed Rehabilitation Activities: 957 Sydney Lane, 565 V Street. Continuing rehabilitation activity underway: 937 W. 5th Street. Lead Testing/Remediation: 1710 Union Avenue, 950 W. 8th Street, 1005 W. 9th Street.	



U.S. Department of Housing and Urban Development
Office of Community Planning and Development
Integrated Disbursement and Information System
CDBG Activity Summary Report (GPR) for Program Year 2018
MERCED

Date: 03-Sep-2019
Time: 14:41
Page: 5

PGM Year: 2016

Project: 0017 - Gateway Terrace II Apartments - Central Valley Coalition for Affordable Housing (CHDO)

IDIS Activity: 1102 - GATEWAY TERRACE II - CVCAH (CHDO)

Status: Open

Location: 13TH & K STREET MERCED, CA 95340

Objective: Create suitable living environments

Outcome: Sustainability

Matrix Code: Water/Sewer Improvements (03J)

National Objective: LMC

Initial Funding Date: 07/20/2017

Description:

Development of 50 units of quality affordable housing.

Project will replace the sewer & water mains serving the project site and nearby residents located within a disadvantage census tract.

Financing

	Fund Type	Grant Year	Grant	Funded Amount	Drawn In Program Year	Drawn Thru Program Year
CDBG	EN	Pre-2015		\$38,656.62	\$0.00	\$0.00
		2014	B14MC060044		\$38,656.62	\$38,656.62
		2015	B15MC060044	\$406,051.38	\$269,256.78	\$269,256.78
Total	Total			\$444,708.00	\$307,913.40	\$307,913.40

Proposed Accomplishments


Actual Accomplishments

Number assisted:

	Owner		Renter		Total		Person	
	Total	Hispanic	Total	Hispanic	Total	Hispanic	Total	Hispanic
White:	0	0	0	0	0	0	0	0
Black/African American:	0	0	0	0	0	0	0	0
Asian:	0	0	0	0	0	0	0	0
American Indian/Alaskan Native:	0	0	0	0	0	0	0	0
Native Hawaiian/Other Pacific Islander:	0	0	0	0	0	0	0	0
American Indian/Alaskan Native & White:	0	0	0	0	0	0	0	0
Asian White:	0	0	0	0	0	0	0	0
Black/African American & White:	0	0	0	0	0	0	0	0
American Indian/Alaskan Native & Black/African American:	0	0	0	0	0	0	0	0
Other multi-racial:	0	0	0	0	0	0	0	0
Asian/Pacific Islander:	0	0	0	0	0	0	0	0
Hispanic:	0	0	0	0	0	0	0	0
Total:	0	0	0	0	0	0	0	0

PR03 - MERCED

Page: 5 of 46



U.S. Department of Housing and Urban Development
Office of Community Planning and Development
Integrated Disbursement and Information System
CDBG Activity Summary Report (GPR) for Program Year 2018
MERCED


Date: 03-Sep-2019
Time: 14:41
Page: 6

Female-headed Households: 0 0 0

Income Category:	Owner	Renter	Total	Person
Extremely Low	0	0	0	0
Low Mod	0	0	0	0
Moderate	0	0	0	0
Non Low Moderate	0	0	0	0
Total	0	0	0	0
Percent Low/Mod				

Annual Accomplishments

Years	Accomplishment Narrative	# Benefitting
2017	Development of 50 units of quality affordable housing. Project will replace the sewer & water mains serving the project site and nearby residents located within a disadvantage census tract. The apartment complex consists of 49 affordable units and 1 manager unit of new construction multi-family housing located on K Street between W. 12th & W. 13th Streets. The site has been graded and is ready for new construction. 100% of the units will be rent-restricted for qualified residents with incomes ranging from 50%-60% of the area median income for a 55-year affordability period. We are also anticipating more than 10 HUD-Veterans Affairs Supportive Housing (HUD-VASH) vouchers and 38 HUD Project Based Vouchers (PBVs) committed to the project. This activity is projected to be completed by the Fall of 2021.	



U.S. Department of Housing and Urban Development
Office of Community Planning and Development
Integrated Disbursement and Information System
CDBG Activity Summary Report (GPR) for Program Year 2018
MERCED

Date: 03-Sep-2019
Time: 14:41
Page: 7

PGM Year: 2017
Project: 0001 - Administrative Costs FY 2017/18
IDIS Activity: 1106 - Direct Administration Expenses

Status: Completed 7/31/2018 12:00:00 AM
Location: ,

Objective:
Outcome:
Matrix Code: General Program Administration (21A) National Objective:

Initial Funding Date: 11/01/2017

Description:

Funding for administration expenses related to the operation of the City of Merced Housing Division.

Financing

	Fund Type	Grant Year	Grant	Funded Amount	Drawn In Program Year	Drawn Thru Program Year
CDBG	EN	2017	B17MC060044	\$41,581.04	\$0.00	\$41,581.04
	PI			\$49,299.00	\$0.00	\$49,299.00
Total	Total			\$90,880.04	\$0.00	\$90,880.04

Proposed Accomplishments


Actual Accomplishments

Number assisted:

	Owner		Renter		Total		Person	
	Total	Hispanic	Total	Hispanic	Total	Hispanic	Total	Hispanic
White:					0	0		
Black/African American:					0	0		
Asian:					0	0		
American Indian/Alaskan Native:					0	0		
Native Hawaiian/Other Pacific Islander:					0	0		
American Indian/Alaskan Native & White:					0	0		
Asian White:					0	0		
Black/African American & White:					0	0		
American Indian/Alaskan Native & Black/African American:					0	0		
Other multi-racial:					0	0		
Asian/Pacific Islander:					0	0		
Hispanic:					0	0		
Total:	0	0	0	0	0	0	0	0
Female-headed Households:					0			

PR03 - MERCED

Page: 7 of 46




U.S. Department of Housing and Urban Development
Office of Community Planning and Development
Integrated Disbursement and Information System
CDBG Activity Summary Report (GPR) for Program Year 2018
MERCED

Date: 03-Sep-2019
Time: 14:41
Page: 8

Income Category:	Owner	Renter	Total	Person
Extremely Low			0	
Low Mod			0	
Moderate			0	
Non Low Moderate			0	
Total	0	0	0	0
Percent Low/Mod				

Annual Accomplishments

No data returned for this view. This might be because the applied filter excludes all data.



U.S. Department of Housing and Urban Development
Office of Community Planning and Development
Integrated Disbursement and Information System
CDBG Activity Summary Report (GPR) for Program Year 2018
MERCED

Date: 03-Sep-2019
Time: 14:41
Page: 9

PGM Year: 2017

Project: 0017 - Rental Deposit Assistance - Merced Rescue Mission

IDIS Activity: 1108 - Merced Rescue Mission - Rental Deposits/Rapid Re-Housing Program

Status: Completed 11/14/2018 12:00:00 AM

Objective: Create suitable living environments

Location: 527 W 20th St Merced, CA 95340-3715

Outcome: Affordability

Matrix Code: Subsistence Payment (05Q)

National Objective: LMC

Initial Funding Date: 01/11/2018

Description:

Provide Rental Deposit Assistance to homeless individuals.

The rental deposits aid eligible households with the ability to obtain the necessary housing to get off the streets.

Financing

	Fund Type	Grant Year	Grant	Funded Amount	Drawn In Program Year	Drawn Thru Program Year
CDBG	EN	2017	B17MC060044	\$9,048.11	\$0.00	\$9,048.11
	PI			\$8,753.00	\$300.00	\$8,753.00
Total	Total			\$17,801.11	\$300.00	\$17,801.11

Proposed Accomplishments

People (General) : 25


Actual Accomplishments

Number assisted:

	Owner		Renter		Total		Person	
	Total	Hispanic	Total	Hispanic	Total	Hispanic	Total	Hispanic
White:	0	0	0	0	0	0	12	0
Black/African American:	0	0	0	0	0	0	3	0
Asian:	0	0	0	0	0	0	0	0
American Indian/Alaskan Native:	0	0	0	0	0	0	1	1
Native Hawaiian/Other Pacific Islander:	0	0	0	0	0	0	0	0
American Indian/Alaskan Native & White:	0	0	0	0	0	0	0	0
Asian White:	0	0	0	0	0	0	0	0
Black/African American & White:	0	0	0	0	0	0	0	0
American Indian/Alaskan Native & Black/African American:	0	0	0	0	0	0	1	0
Other multi-racial:	0	0	0	0	0	0	5	5
Asian/Pacific Islander:	0	0	0	0	0	0	0	0
Hispanic:	0	0	0	0	0	0	0	0
Total:	0	0	0	0	0	0	22	6

PR03 - MERCED

Page: 9 of 46




U.S. Department of Housing and Urban Development
Office of Community Planning and Development
Integrated Disbursement and Information System
CDBG Activity Summary Report (GPR) for Program Year 2018
MERCED

Date: 03-Sep-2019
Time: 14:41
Page: 10

Female-headed Households:	0	0	0
Income Category:	Owner	Renter	Total
Extremely Low	0	0	0
Low Mod	0	0	0
Moderate	0	0	0
Non Low Moderate	0	0	0
Total	0	0	0
Percent Low/Mod	100.0%		

Annual Accomplishments

Years	Accomplishment Narrative	# Benefitting
2017	Provide Rental Deposit Assistance to homeless individuals. The rental deposits aid eligible households with the ability to obtain the necessary housing to get off the streets. Activity is completed and final invoices are being processed. Activity will be closed in PY 18/19.	



U.S. Department of Housing and Urban Development
Office of Community Planning and Development
Integrated Disbursement and Information System
CDBG Activity Summary Report (GPR) for Program Year 2018
MERCED

Date: 03-Sep-2019
Time: 14:41
Page: 11

PGM Year: 2017
Project: 0010 - Youth I Can - Symple Equazion
IDIS Activity: 1111 - Symple Equazion - Youth I Can Program

Status: Completed 11/14/2018 12:00:00 AM
Location: 1040 Canal St Merced, CA 95341-6063

Objective: Create suitable living environments
Outcome: Sustainability
Matrix Code: Youth Services (05D)

National Objective: LMC

Initial Funding Date: 01/11/2018

Description:

To provide after school educational programs for the youth in our community.

Financing

	Fund Type	Grant Year	Grant	Funded Amount	Drawn In Program Year	Drawn Thru Program Year
CDBG	EN	2017	B17MC060044	\$6,120.96	\$3,015.96	\$6,120.96
	PI			\$6,865.61	\$6,865.61	\$6,865.61
Total	Total			\$12,986.57	\$9,881.57	\$12,986.57

Proposed Accomplishments

People (General) : 35


Actual Accomplishments

Number assisted:

	Owner		Renter		Total		Person	
	Total	Hispanic	Total	Hispanic	Total	Hispanic	Total	Hispanic
White:	0	0	0	0	0	0	3	0
Black/African American:	0	0	0	0	0	0	2	0
Asian:	0	0	0	0	0	0	0	0
American Indian/Alaskan Native:	0	0	0	0	0	0	0	0
Native Hawaiian/Other Pacific Islander:	0	0	0	0	0	0	0	0
American Indian/Alaskan Native & White:	0	0	0	0	0	0	0	0
Asian White:	0	0	0	0	0	0	0	0
Black/African American & White:	0	0	0	0	0	0	0	0
American Indian/Alaskan Native & Black/African American:	0	0	0	0	0	0	0	0
Other multi-racial:	0	0	0	0	0	0	9	7
Asian/Pacific Islander:	0	0	0	0	0	0	0	0
Hispanic:	0	0	0	0	0	0	0	0
Total:	0	0	0	0	0	0	14	7
Female-headed Households:	0		0		0			

PR03 - MERCED

Page: 11 of 46




U.S. Department of Housing and Urban Development
Office of Community Planning and Development
Integrated Disbursement and Information System
CDBG Activity Summary Report (GPR) for Program Year 2018
MERCED

Date: 03-Sep-2019
Time: 14:41
Page: 12

Income Category:	Owner	Renter	Total	Person
Extremely Low	0	0	0	0
Low Mod	0	0	0	12
Moderate	0	0	0	2
Non Low Moderate	0	0	0	0
Total	0	0	0	14
Percent Low/Mod				100.0%

Annual Accomplishments

Years	Accomplishment Narrative	# Benefitting
2017	Funding used to provide after school educational programs for the youth in our community. Over the PY participants have been placed on Merced County Supervisor Discretionary Funds Committee. Channel ABC 30 Youth Advisory Council and one participant has been employed over the summer 2018 with the City of Merced Parks & Recreation Department. Activity is completed and final invoices are being processed. Activity will be closed in PY 18/19.	



U.S. Department of Housing and Urban Development
Office of Community Planning and Development
Integrated Disbursement and Information System
CDBG Activity Summary Report (GPR) for Program Year 2018
MERCED

Date: 03-Sep-2019
Time: 14:41
Page: 13

PGM Year: 2017
Project: 0016 - Habitat for Humanity - Homeowner Rehabilitation and New Construction Program
IDIS Activity: 1114 - Habitat for Humanity - Homeowner Rehabilitation and New Construction Program

Status: Open
Location: 630 Kearney Ave Modesto, CA 95350-5714
Objective: Create suitable living environments
Outcome: Affordability
Matrix Code: Rehab; Single-Unit Residential (14A)
National Objective: LMH

Initial Funding Date: 01/12/2018

Description:

Provide assistance to existing Homeowners with health and safety repairs to their residence, rehabilitate existing housing assets, and construct new units on vacant currently owned by the City.

Financing

	Fund Type	Grant Year	Grant	Funded Amount	Drawn In Program Year	Drawn Thru Program Year
CDBG	EN	2017	B17MC060044	\$180,000.00	\$0.00	\$180,000.00
Total	Total			\$180,000.00	\$0.00	\$180,000.00

Proposed Accomplishments

Housing Units : 6


Actual Accomplishments

Number assisted:

	Owner		Renter		Total		Person	
	Total	Hispanic	Total	Hispanic	Total	Hispanic	Total	Hispanic
White:	0	0	0	0	0	0	0	0
Black/African American:	0	0	0	0	0	0	0	0
Asian:	0	0	0	0	0	0	0	0
American Indian/Alaskan Native:	0	0	0	0	0	0	0	0
Native Hawaiian/Other Pacific Islander:	0	0	0	0	0	0	0	0
American Indian/Alaskan Native & White:	0	0	0	0	0	0	0	0
Asian White:	0	0	0	0	0	0	0	0
Black/African American & White:	0	0	0	0	0	0	0	0
American Indian/Alaskan Native & Black/African American:	0	0	0	0	0	0	0	0
Other multi-racial:	0	0	0	0	0	0	0	0
Asian/Pacific Islander:	0	0	0	0	0	0	0	0
Hispanic:	0	0	0	0	0	0	0	0
Total:	0	0	0	0	0	0	0	0
Female-headed Households:	0		0		0			

PR03 - MERCED

Page: 13 of 46




U.S. Department of Housing and Urban Development
Office of Community Planning and Development
Integrated Disbursement and Information System
CDBG Activity Summary Report (GPR) for Program Year 2018
MERCED

Date: 03-Sep-2019
Time: 14:41
Page: 14

Income Category:	Owner	Renter	Total	Person
Extremely Low	0	0	0	0
Low Mod	0	0	0	0
Moderate	0	0	0	0
Non Low Moderate	0	0	0	0
Total	0	0	0	0
Percent Low/Mod				

Annual Accomplishments

Years	Accomplishment Narrative	# Benefitting
2017	Funding for the purchase of supplies and materials to rehabilitate 241 E. Main Street. Once this property is rehabilitated it will be sold to a qualifying first time home buyer. Once sold the remaining accomplishments will be entered. Activity to continue PY 18/19. This property is currently under rehabilitation and will be completed PY 19/20.	



U.S. Department of Housing and Urban Development
Office of Community Planning and Development
Integrated Disbursement and Information System
CDBG Activity Summary Report (GPR) for Program Year 2018
MERCED

Date: 03-Sep-2019
Time: 14:41
Page: 15

PGM Year: 2017
Project: 0007 - Employment Readiness for Victims of Domestic Violence - Valley Crisis Center
IDIS Activity: 1116 - Valley Crisis Center - Employment Readiness for Victims of Domestic Violence

Status: Completed 7/31/2018 12:00:00 AM
Location: 1960 P St Merced, CA 95340-3519

Objective: Create economic opportunities
Outcome: Sustainability
Matrix Code: Services for victims of domestic violence, dating violence, sexual assault or stalking (05G)

National Objective: LMC

Initial Funding Date: 01/12/2018

Description:

Assist low-income households to receive the necessary training to become employment ready.

Financing

	Fund Type	Grant Year	Grant	Funded Amount	Drawn In Program Year	Drawn Thru Program Year
CDBG	EN	2017	B17MC060044	\$4,687.82	\$0.00	\$4,687.82
	PI			\$2,010.96	\$0.00	\$2,010.96
Total	Total			\$6,698.78	\$0.00	\$6,698.78

Proposed Accomplishments

People (General) : 30


Actual Accomplishments

Number assisted:

	Owner		Renter		Total		Person	
	Total	Hispanic	Total	Hispanic	Total	Hispanic	Total	Hispanic
White:	0	0	0	0	0	0	1	0
Black/African American:	0	0	0	0	0	0	0	0
Asian:	0	0	0	0	0	0	0	0
American Indian/Alaskan Native:	0	0	0	0	0	0	1	1
Native Hawaiian/Other Pacific Islander:	0	0	0	0	0	0	0	0
American Indian/Alaskan Native & White:	0	0	0	0	0	0	0	0
Asian White:	0	0	0	0	0	0	0	0
Black/African American & White:	0	0	0	0	0	0	0	0
American Indian/Alaskan Native & Black/African American:	0	0	0	0	0	0	0	0
Other multi-racial:	0	0	0	0	0	0	5	4
Asian/Pacific Islander:	0	0	0	0	0	0	0	0
Hispanic:	0	0	0	0	0	0	0	0
Total:	0	0	0	0	0	0	7	5
Female-headed Households:	0		0		0			

PR03 - MERCED

Page: 15 of 46



U.S. Department of Housing and Urban Development
Office of Community Planning and Development
Integrated Disbursement and Information System
CDBG Activity Summary Report (GPR) for Program Year 2018
MERCED

Date: 03-Sep-2019
Time: 14:41
Page: 16

Income Category:	Owner	Renter	Total	Person
Extremely Low	0	0	0	7
Low Mod	0	0	0	0
Moderate	0	0	0	0
Non Low Moderate	0	0	0	0
Total	0	0	0	7
Percent Low/Mod				100.0%

Annual Accomplishments

Years	Accomplishment Narrative	# Benefitting
2017	Assist low-income households to receive the necessary training to become employment ready. This activity will continue in PY 18/19 due to final invoices being processed for payment.	



U.S. Department of Housing and Urban Development
Office of Community Planning and Development
Integrated Disbursement and Information System
CDBG Activity Summary Report (GPR) for Program Year 2018
MERCED

Date: 03-Sep-2019
Time: 14:41
Page: 17

PGM Year: 2017
Project: 0006 - INF-Buena Vista & G Street (Rivera School) ADA Sidewalk/Ramp Improvements-03/LMA
IDIS Activity: 1117 - ADA Sidewalk/Ramp Improvements #118027

Status: Open
Location: 678 W 18th St Merced, CA 95340-4708

Objective: Create suitable living environments
Outcome: Availability/accessibility
Matrix Code: Sidewalks (03L)

National Objective: LMA

Initial Funding Date: 01/12/2018

Description:

Construction of ten ADA compliant ramps along G Street to Childs to 13th Street including sidewalk modifications and two Safe Crossing bulb-outs with ADA accessible ramps at the intersection of Buena Vista Drive and the Bike Path Crossing; east of Rivera School.

Financing

	Fund Type	Grant Year	Grant	Funded Amount	Drawn In Program Year	Drawn Thru Program Year
CDBG	EN	2016	B16MC060044	\$33,680.56	\$33,680.56	\$33,680.56
		2017	B17MC060044	\$251,764.65	\$217,792.83	\$217,792.83
		2018	B18MC060044	\$19,337.04	\$0.00	\$0.00
	PI			\$10,634.75	\$10,253.97	\$10,634.75
Total	Total			\$315,417.00	\$261,727.36	\$262,108.14

Proposed Accomplishments


Public Facilities : 1

Total Population in Service Area: 20,570

Census Tract Percent Low / Mod: 53.65

Annual Accomplishments

Years	Accomplishment Narrative	# Benefitting
2017	Construction of ten ADA compliant ramps along G Street to Childs to 13th Street including sidewalk modifications and two Safe Crossing bulb-outs with ADA accessible ramps at the intersection of Buena Vista Drive and the Bike Path Crossing; east of Rivera School. This Activity will be completed PY 19/20.	



U.S. Department of Housing and Urban Development
Office of Community Planning and Development
Integrated Disbursement and Information System
CDBG Activity Summary Report (GPR) for Program Year 2018
MERCED

Date: 03-Sep-2019
Time: 14:41
Page: 18

PGM Year: 2017

Project: 0015 - INF-West 25th & 26th Streets (John Muir School) ADA Ramp & Sidewalk Improvements-03L/LMA

IDIS Activity: 1118 - ADA Ramps & Sidewalk Improvements #118028

Status: Open

Location: 678 W 18th St Merced, CA 95340-4708

Objective: Create suitable living environments

Outcome: Availability/accessibility

Matrix Code: Sidewalks (03L)

National Objective: LMA

Initial Funding Date: 01/12/2018

Description:

The project proposes to improve the sidewalks surrounding John Muir School. There would be two intersection bulb-outs included into the project encourage vehicular traffic to reduce speeds as they travel near the school.

Financing

	Fund Type	Grant Year	Grant	Funded Amount	Drawn In Program Year	Drawn Thru Program Year
CDBG	EN	2016	B16MC060044	\$150,200.13	\$83,158.79	\$83,158.79
	PI			\$34,188.87	\$22,858.10	\$34,188.87
Total	Total			\$184,389.00	\$106,016.89	\$117,347.66

Proposed Accomplishments


Public Facilities : 1

Total Population in Service Area: 8,145

Census Tract Percent Low / Mod: 73.54

Annual Accomplishments

Years	Accomplishment Narrative	# Benefitting
2017	The project proposes to improve the sidewalks surrounding John Muir School. There would be two intersection bulb-outs included into the project encourage vehicular traffic to reduce speeds as they travel near the school. This project will be completed PY 19/20.	



U.S. Department of Housing and Urban Development
Office of Community Planning and Development
Integrated Disbursement and Information System
CDBG Activity Summary Report (GPR) for Program Year 2018
MERCED

Date: 03-Sep-2019
Time: 14:41
Page: 19

PGM Year: 2017

Project: 0022 - Merced Rescue Mission - Emergency Rapid Re-Housing (#129919)

IDIS Activity: 1121 - Merced Rescue Mission - Emergency Rapid Re-Housing (#129919)

Status: Completed 11/15/2018 12:00:00 AM

Location: 527 W 20th St Merced, CA 95340-3715

Objective: Provide decent affordable housing

Outcome: Affordability

Matrix Code: Subsistence Payment (05Q)

National Objective: LMC

Initial Funding Date: 04/30/2018

Description:

Emergency Rapid Re-Housing Shelter for displaced tenants living City Wide.

Financing

	Fund Type	Grant Year	Grant	Funded Amount	Drawn In Program Year	Drawn Thru Program Year
CDBG	EN	2017	B17MC060044	\$5,404.71	\$0.00	\$5,404.71
	PI			\$2,968.35	\$0.00	\$2,968.35
Total	Total			\$8,373.06	\$0.00	\$8,373.06

Proposed Accomplishments

People (General) : 30


Actual Accomplishments

Number assisted:

	Owner		Renter		Total		Person	
	Total	Hispanic	Total	Hispanic	Total	Hispanic	Total	Hispanic
White:	0	0	0	0	0	0	4	1
Black/African American:	0	0	0	0	0	0	0	0
Asian:	0	0	0	0	0	0	0	0
American Indian/Alaskan Native:	0	0	0	0	0	0	0	0
Native Hawaiian/Other Pacific Islander:	0	0	0	0	0	0	0	0
American Indian/Alaskan Native & White:	0	0	0	0	0	0	0	0
Asian White:	0	0	0	0	0	0	0	0
Black/African American & White:	0	0	0	0	0	0	0	0
American Indian/Alaskan Native & Black/African American:	0	0	0	0	0	0	0	0
Other multi-racial:	0	0	0	0	0	0	1	1
Asian/Pacific Islander:	0	0	0	0	0	0	0	0
Hispanic:	0	0	0	0	0	0	0	0
Total:	0	0	0	0	0	0	5	2
Female-headed Households:	0		0		0			

PR03 - MERCED

Page: 19 of 46



U.S. Department of Housing and Urban Development
Office of Community Planning and Development
Integrated Disbursement and Information System
CDBG Activity Summary Report (GPR) for Program Year 2018
MERCED

Date: 03-Sep-2019
Time: 14:41
Page: 20

Income Category:	Owner	Renter	Total	Person
Extremely Low	0	0	0	5
Low Mod	0	0	0	0
Moderate	0	0	0	0
Non Low Moderate	0	0	0	0
Total	0	0	0	5
Percent Low/Mod				100.0%

Annual Accomplishments

Years	Accomplishment Narrative	# Benefitting
2017	Emergency Rapid Re-Housing/Shelter for displaced tenants living City Wide. Activity is completed and final invoices are being processed. Activity will be closed in PY 18/19.	



U.S. Department of Housing and Urban Development
Office of Community Planning and Development
Integrated Disbursement and Information System
CDBG Activity Summary Report (GPR) for Program Year 2018
MERCED

Date: 03-Sep-2019
Time: 14:41
Page: 21

PGM Year: 2018
Project: 0001 - Administrative Expenses - FY 2018/19
IDIS Activity: 1122 - Direct Housing Admin

Status: Completed 8/26/2019 12:00:00 AM
Location: ,

Objective:
Outcome:
Matrix Code: General Program Administration (21A) National Objective:

Initial Funding Date: 09/26/2018

Description:
FUNDING FOR ADMINISTRATIVE EXPENSES RELATED TO THE OPERATION OF CITY HOUSING PROGRAMS.
Financing

	Fund Type	Grant Year	Grant	Funded Amount	Drawn In Program Year	Drawn Thru Program Year
CDBG	EN	2018	B18MC060044	\$55,326.44	\$55,326.44	\$55,326.44
	PI			\$83,620.72	\$83,620.72	\$83,620.72
Total	Total			\$138,947.16	\$138,947.16	\$138,947.16

Proposed Accomplishments


Actual Accomplishments

Number assisted:

	Owner		Renter		Total		Person	
	Total	Hispanic	Total	Hispanic	Total	Hispanic	Total	Hispanic
White:					0	0		
Black/African American:					0	0		
Asian:					0	0		
American Indian/Alaskan Native:					0	0		
Native Hawaiian/Other Pacific Islander:					0	0		
American Indian/Alaskan Native & White:					0	0		
Asian White:					0	0		
Black/African American & White:					0	0		
American Indian/Alaskan Native & Black/African American:					0	0		
Other multi-racial:					0	0		
Asian/Pacific Islander:					0	0		
Hispanic:					0	0		
Total:	0	0	0	0	0	0	0	0
Female-headed Households:					0			

PR03 - MERCED

Page: 21 of 46




U.S. Department of Housing and Urban Development
Office of Community Planning and Development
Integrated Disbursement and Information System
CDBG Activity Summary Report (GPR) for Program Year 2018
MERCED

Date: 03-Sep-2019
Time: 14:41
Page: 22

Income Category:	Owner	Renter	Total	Person
Extremely Low			0	
Low Mod			0	
Moderate			0	
Non Low Moderate			0	
Total	0	0	0	0
Percent Low/Mod				

Annual Accomplishments

No data returned for this view. This might be because the applied filter excludes all data.



U.S. Department of Housing and Urban Development
Office of Community Planning and Development
Integrated Disbursement and Information System
CDBG Activity Summary Report (GPR) for Program Year 2018
MERCED

Date: 03-Sep-2019
Time: 14:41
Page: 23

PGM Year: 2018
Project: 0001 - Administrative Expenses - FY 2018/19
IDIS Activity: 1123 - INDIRECT ADMIN COSTS

Status: Completed 8/1/2019 12:00:00 AM
Location: ,

Objective:
Outcome:
Matrix Code: Indirect Costs (21B)

National Objective:

Initial Funding Date: 09/26/2018

Description:

FUNDING FOR INDIRECT ADMINISTRATIVE EXPENSES RELATED TO THE OPERATION OF CITY HOUSING PROGRAMS.

Financing

	Fund Type	Grant Year	Grant	Funded Amount	Drawn In Program Year	Drawn Thru Program Year
CDBG	EN	2018	B18MC060044	\$43,510.75	\$43,510.75	\$43,510.75
	PI			\$16,386.86	\$16,386.86	\$16,386.86
Total	Total			\$59,897.61	\$59,897.61	\$59,897.61

Proposed Accomplishments


Actual Accomplishments

Number assisted:

	Owner		Renter		Total		Person	
	Total	Hispanic	Total	Hispanic	Total	Hispanic	Total	Hispanic
White:					0	0		
Black/African American:					0	0		
Asian:					0	0		
American Indian/Alaskan Native:					0	0		
Native Hawaiian/Other Pacific Islander:					0	0		
American Indian/Alaskan Native & White:					0	0		
Asian White:					0	0		
Black/African American & White:					0	0		
American Indian/Alaskan Native & Black/African American:					0	0		
Other multi-racial:					0	0		
Asian/Pacific Islander:					0	0		
Hispanic:					0	0		
Total:	0	0	0	0	0	0	0	0
Female-headed Households:					0			

PR03 - MERCED

Page: 23 of 46




U.S. Department of Housing and Urban Development
Office of Community Planning and Development
Integrated Disbursement and Information System
CDBG Activity Summary Report (GPR) for Program Year 2018
MERCED

Date: 03-Sep-2019
Time: 14:41
Page: 24

Income Category:	Owner	Renter	Total	Person
Extremely Low			0	
Low Mod			0	
Moderate			0	
Non Low Moderate			0	
Total	0	0	0	0
Percent Low/Mod				

Annual Accomplishments

No data returned for this view. This might be because the applied filter excludes all data.



U.S. Department of Housing and Urban Development
Office of Community Planning and Development
Integrated Disbursement and Information System
CDBG Activity Summary Report (GPR) for Program Year 2018
MERCED

Date: 03-Sep-2019
Time: 14:41
Page: 25

PGM Year: 2018
Project: 0003 - Warming Center - Merced Rescue Mission
IDIS Activity: 1124 - Merced Rescue Mission - Warming Center

Status: Completed 5/3/2019 12:00:00 AM
Location: 527 W 20th St Merced, CA 95340-3715

Objective: Create suitable living environments
Outcome: Availability/accessibility
Matrix Code: Operating Costs of Homeless/AIDS Patients Programs (03T)

National Objective: LMC

Initial Funding Date: 10/30/2018

Description:

Funding provided to assist in reimbursing Merced County Rescue Mission for labor costs, utilities, and miscellaneous expenses necessary to operate a homeless warming center within the community.

Financing

	Fund Type	Grant Year	Grant	Funded Amount	Drawn In Program Year	Drawn Thru Program Year
CDBG	EN	2018	B18MC060044	\$16,000.00	\$16,000.00	\$16,000.00
Total	Total			\$16,000.00	\$16,000.00	\$16,000.00

Proposed Accomplishments

People (General): 100


Actual Accomplishments

Number assisted:

	Owner		Renter		Total		Person	
	Total	Hispanic	Total	Hispanic	Total	Hispanic	Total	Hispanic
White:	0	0	0	0	0	0	115	0
Black/African American:	0	0	0	0	0	0	46	0
Asian:	0	0	0	0	0	0	0	0
American Indian/Alaskan Native:	0	0	0	0	0	0	0	0
Native Hawaiian/Other Pacific Islander:	0	0	0	0	0	0	0	0
American Indian/Alaskan Native & White:	0	0	0	0	0	0	0	0
Asian White:	0	0	0	0	0	0	0	0
Black/African American & White:	0	0	0	0	0	0	0	0
American Indian/Alaskan Native & Black/African American:	0	0	0	0	0	0	0	0
Other multi-racial:	0	0	0	0	0	0	147	130
Asian/Pacific Islander:	0	0	0	0	0	0	0	0
Hispanic:	0	0	0	0	0	0	0	0
Total:	0	0	0	0	0	0	308	130
Female-headed Households:	0		0		0			

PR03 - MERCED

Page: 25 of 46




U.S. Department of Housing and Urban Development
Office of Community Planning and Development
Integrated Disbursement and Information System
CDBG Activity Summary Report (GPR) for Program Year 2018
MERCED

Date: 03-Sep-2019
Time: 14:41
Page: 26

Income Category:	Owner	Renter	Total	Person
Extremely Low	0	0	0	308
Low Mod	0	0	0	0
Moderate	0	0	0	0
Non Low Moderate	0	0	0	0
Total	0	0	0	308
Percent Low/Mod				100.0%

Annual Accomplishments

Years	Accomplishment Narrative	# Benefitting
2018	The Warming Center provided shelter to 308 homeless clients(239 men & 69 women)during the winter months of December 2018 - March 2019.	



U.S. Department of Housing and Urban Development
Office of Community Planning and Development
Integrated Disbursement and Information System
CDBG Activity Summary Report (GPR) for Program Year 2018
MERCED

Date: 03-Sep-2019
Time: 14:41
Page: 27

PGM Year: 2018

Project: 0011 - Acquisition of Property - Merced Rescue Mission

IDIS Activity: 1125 - Merced Rescue Mission - Hope for Families

Status: Completed 6/17/2019 12:00:00 AM

Location: To be Determined Merced, CA 95340

Objective: Provide decent affordable housing

Outcome: Availability/accessibility

Matrix Code: Acquisition for Rehabilitation (14G)

National Objective: LMH

Initial Funding Date: 10/30/2018

Description:

Acquisition of property to provide permanent supportive housing for homeless families with children.

Financing

	Fund Type	Grant Year	Grant	Funded Amount	Drawn In Program Year	Drawn Thru Program Year
CDBG	EN	2018	B18MC060044	\$270,011.50	\$270,011.50	\$270,011.50
Total	Total			\$270,011.50	\$270,011.50	\$270,011.50

Proposed Accomplishments

Housing Units : 1


Actual Accomplishments

Number assisted:

	Owner		Renter		Total		Person	
	Total	Hispanic	Total	Hispanic	Total	Hispanic	Total	Hispanic
White:	0	0	0	0	0	0	0	0
Black/African American:	0	0	0	0	0	0	0	0
Asian:	0	0	0	0	0	0	0	0
American Indian/Alaskan Native:	0	0	0	0	0	0	0	0
Native Hawaiian/Other Pacific Islander:	0	0	0	0	0	0	0	0
American Indian/Alaskan Native & White:	0	0	0	0	0	0	0	0
Asian White:	0	0	0	0	0	0	0	0
Black/African American & White:	0	0	0	0	0	0	0	0
American Indian/Alaskan Native & Black/African American:	0	0	0	0	0	0	0	0
Other multi-racial:	0	0	1	1	1	1	0	0
Asian/Pacific Islander:	0	0	0	0	0	0	0	0
Hispanic:	0	0	0	0	0	0	0	0
Total:	0	0	1	1	1	1	0	0
Female-headed Households:	0		0		0			

PR03 - MERCED

Page: 27 of 46




U.S. Department of Housing and Urban Development
Office of Community Planning and Development
Integrated Disbursement and Information System
CDBG Activity Summary Report (GPR) for Program Year 2018
MERCED

Date: 03-Sep-2019
Time: 14:41
Page: 28

Income Category:	Owner	Renter	Total	Person
Extremely Low	0	0	0	0
Low Mod	0	1	1	0
Moderate	0	0	0	0
Non Low Moderate	0	0	0	0
Total	0	1	1	0
Percent Low/Mod		100.0%	100.0%	

Annual Accomplishments

Years	Accomplishment Narrative	# Benefitting
2018	Acquisition of property to provide permanent supportive housing for homeless families.	



U.S. Department of Housing and Urban Development
Office of Community Planning and Development
Integrated Disbursement and Information System
CDBG Activity Summary Report (GPR) for Program Year 2018
MERCED

Date: 03-Sep-2019
Time: 14:41
Page: 29

PGM Year: 2018
Project: 0014 - Aquisition of Property
IDIS Activity: 1126 - Sierra Saving Grace Homeless Project

Status: Completed 6/28/2019 12:00:00 AM
Location: 2227 F St Merced, CA 95340-3956

Objective: Provide decent affordable housing
Outcome: Availability/accessibility
Matrix Code: Acquisition for Rehabilitation (14G)

National Objective: LMH

Initial Funding Date: 10/30/2018

Description:

Acquisition & Rehabilitation of property to provide housing for homeless individuals and families.

Financing

	Fund Type	Grant Year	Grant	Funded Amount	Drawn In Program Year	Drawn Thru Program Year
CDBG	EN	2016	B16MC060044	\$32,184.00	\$32,184.00	\$32,184.00
		2017	B17MC060044	\$145,004.99	\$145,004.99	\$145,004.99
		2018	B18MC060044	\$63,728.67	\$63,728.67	\$63,728.67
	PI			\$34,082.34	\$34,082.34	\$34,082.34
Total	Total			\$275,000.00	\$275,000.00	\$275,000.00

Proposed Accomplishments

Housing Units : 3


Actual Accomplishments

Number assisted:

	Owner		Renter		Total		Person	
	Total	Hispanic	Total	Hispanic	Total	Hispanic	Total	Hispanic
White:	0	0	3	3	3	3	0	0
Black/African American:	0	0	0	0	0	0	0	0
Asian:	0	0	0	0	0	0	0	0
American Indian/Alaskan Native:	0	0	0	0	0	0	0	0
Native Hawaiian/Other Pacific Islander:	0	0	0	0	0	0	0	0
American Indian/Alaskan Native & White:	0	0	0	0	0	0	0	0
Asian White:	0	0	0	0	0	0	0	0
Black/African American & White:	0	0	0	0	0	0	0	0
American Indian/Alaskan Native & Black/African American:	0	0	0	0	0	0	0	0
Other multi-racial:	0	0	0	0	0	0	0	0
Asian/Pacific Islander:	0	0	0	0	0	0	0	0
Hispanic:	0	0	0	0	0	0	0	0

PR03 - MERCED

Page: 29 of 46



U.S. Department of Housing and Urban Development
Office of Community Planning and Development
Integrated Disbursement and Information System
CDBG Activity Summary Report (GPR) for Program Year 2018
MERCED

Date: 03-Sep-2019
Time: 14:41
Page: 30


Total: 0 0 3 3 3 3 0 0

Female-headed Households: 0 2 2

Income Category:	Owner	Renter	Total	Person
Extremely Low	0	2	2	0
Low Mod	0	1	1	0
Moderate	0	0	0	0
Non Low Moderate	0	0	0	0
Total	0	3	3	0
Percent Low/Mod		100.0%	100.0%	

Annual Accomplishments

Years	Accomplishment Narrative	# Benefitting
2018	Acquisition and rehabilitation of property to provide housing for homeless individuals and families.	



U.S. Department of Housing and Urban Development
Office of Community Planning and Development
Integrated Disbursement and Information System
CDBG Activity Summary Report (GPR) for Program Year 2018
MERCED

Date: 03-Sep-2019
Time: 14:41
Page: 31

PGM Year: 2018

Project: 0005 - Kiddieland Bootcamp - Kiwanis of Greater Merced Foundation

IDIS Activity: 1127 - Kiddie Bootcamp

Status: Completed 6/27/2019 12:00:00 AM

Location: Bear Creek bike path merced, CA 95340

Objective: Create suitable living environments

Outcome: Availability/accessibility

Matrix Code: Child Care Services (05L)

National Objective: LMC

Initial Funding Date: 10/30/2018

Description:

Kiwanis of Greater Merced Kiddie Bootcamp is a fitness program targeting children under 10 years old from low income homes.

There will be a series of 4 bootcamps.

The bootcamps will be 45 minutes long and consist of 20 minutes of lecture on healthy eating and 25 minutes of physical activity.

Financing

	Fund Type	Grant Year	Grant	Funded Amount	Drawn In Program Year	Drawn Thru Program Year
CDBG	EN	2018	B18MC060044	\$6,029.79	\$6,029.79	\$6,029.79
Total	Total			\$6,029.79	\$6,029.79	\$6,029.79

Proposed Accomplishments

People (General) : 80


Actual Accomplishments

Number assisted:

	Owner		Renter		Total		Person	
	Total	Hispanic	Total	Hispanic	Total	Hispanic	Total	Hispanic
White:	0	0	0	0	0	0	3	0
Black/African American:	0	0	0	0	0	0	4	0
Asian:	0	0	0	0	0	0	0	0
American Indian/Alaskan Native:	0	0	0	0	0	0	0	0
Native Hawaiian/Other Pacific Islander:	0	0	0	0	0	0	0	0
American Indian/Alaskan Native & White:	0	0	0	0	0	0	0	0
Asian White:	0	0	0	0	0	0	0	0
Black/African American & White:	0	0	0	0	0	0	0	0
American Indian/Alaskan Native & Black/African American:	0	0	0	0	0	0	0	0
Other multi-racial:	0	0	0	0	0	0	10	10
Asian/Pacific Islander:	0	0	0	0	0	0	0	0
Hispanic:	0	0	0	0	0	0	0	0
Total:	0	0	0	0	0	0	17	10

PR03 - MERCED

Page: 31 of 46




U.S. Department of Housing and Urban Development
Office of Community Planning and Development
Integrated Disbursement and Information System
CDBG Activity Summary Report (GPR) for Program Year 2018
MERCED

Date: 03-Sep-2019
Time: 14:41
Page: 32

Female-headed Households:	0	0	0
Income Category:	Owner	Renter	Total
Extremely Low	0	0	0
Low Mod	0	0	0
Moderate	0	0	0
Non Low Moderate	0	0	0
Total	0	0	0
Percent Low/Mod	100.0%		

Annual Accomplishments

Years	Accomplishment Narrative	# Benefitting
2018	Kiwanis of Greater Merced Kiddie Bootcamp is a fitness program targeting children under 10 years old from low income homes. There was a series of 4 bootcamps. During the 4 sessions the participants were able to engage in fitness activities longer as sessions passed. The first session the participants were able to complete 3 running laps and in the last session they did 5 running laps. Also they went from 5 repetitions of every exercise to 15 repetitions. Kiwanis Club of Greater Merced is incredible proud of the program and will continue to implement it.	



U.S. Department of Housing and Urban Development
Office of Community Planning and Development
Integrated Disbursement and Information System
CDBG Activity Summary Report (GPR) for Program Year 2018
MERCED

Date: 03-Sep-2019
Time: 14:41
Page: 33

PGM Year: 2018

Project: 0002 - Rapid Re-Housing - Merced Rescue Mission

IDIS Activity: 1128 - Merced Rescue Mission - Rental Deposits/Rapid Re-Housing Program

Status: Open

Location: 527 W 20th St Merced, CA 95340-3715

Objective: Create suitable living environments

Outcome: Affordability

Matrix Code: Subsistence Payment (05Q)

National Objective: LMC

Initial Funding Date: 10/30/2018

Description:

Provide rental deposit assistance to homeless individuals.

The rental deposits aid eligible households with the ability to obtain the necessary housing to get off the streets.

Financing

	Fund Type	Grant Year	Grant	Funded Amount	Drawn In Program Year	Drawn Thru Program Year
CDBG	EN	2018	B18MC060044	\$12,196.00	\$11,258.00	\$11,258.00
	PI			\$7,804.00	\$7,804.00	\$7,804.00
Total	Total			\$20,000.00	\$19,062.00	\$19,062.00

Proposed Accomplishments

People (General) : 30


Actual Accomplishments

Number assisted:

	Owner		Renter		Total		Person	
	Total	Hispanic	Total	Hispanic	Total	Hispanic	Total	Hispanic
White:	0	0	0	0	0	0	6	0
Black/African American:	0	0	0	0	0	0	5	0
Asian:	0	0	0	0	0	0	0	0
American Indian/Alaskan Native:	0	0	0	0	0	0	0	0
Native Hawaiian/Other Pacific Islander:	0	0	0	0	0	0	0	0
American Indian/Alaskan Native & White:	0	0	0	0	0	0	1	1
Asian White:	0	0	0	0	0	0	0	0
Black/African American & White:	0	0	0	0	0	0	0	0
American Indian/Alaskan Native & Black/African American:	0	0	0	0	0	0	0	0
Other multi-racial:	0	0	0	0	0	0	11	0
Asian/Pacific Islander:	0	0	0	0	0	0	0	0
Hispanic:	0	0	0	0	0	0	0	0
Total:	0	0	0	0	0	0	23	1

PR03 - MERCED

Page: 33 of 46




U.S. Department of Housing and Urban Development
Office of Community Planning and Development
Integrated Disbursement and Information System
CDBG Activity Summary Report (GPR) for Program Year 2018
MERCED

Date: 03-Sep-2019
Time: 14:41
Page: 34

Female-headed Households:	0	0	0
Income Category:	Owner	Renter	Total
Extremely Low	0	0	0
Low Mod	0	0	0
Moderate	0	0	0
Non Low Moderate	0	0	0
Total	0	0	0
Percent Low/Mod	100.0%		

Annual Accomplishments

Years	Accomplishment Narrative	# Benefitting
2018	Provided rental deposit assistance to homeless individuals. The rental deposits aid eligible households with the ability to obtain the necessary housing to get off the streets. Last invoice will be paid and activity closed in PY 19/20.	



U.S. Department of Housing and Urban Development
Office of Community Planning and Development
Integrated Disbursement and Information System
CDBG Activity Summary Report (GPR) for Program Year 2018
MERCED

Date: 03-Sep-2019
Time: 14:41
Page: 35

PGM Year: 2018

Project: 0007 - Emergency Shelter Assistance - Sierra Saving Grace

IDIS Activity: 1129 - Sierra Saving Grace - Emergency Shelter Assistance

Status: Completed 6/28/2019 12:00:00 AM

Location: 710 W 18th St Ste 2 Suite 2 Merced, CA 95340-4629

Objective: Create suitable living environments

Outcome: Affordability

Matrix Code: Subsistence Payment (05Q)

National Objective: LMC

Initial Funding Date: 10/30/2018

Description:

This project will target individuals and families at imminent risk of homelessness and those currently experiencing homelessness by providing one-time assistance in the form of arrears, rental or deposit assistance not to exceed \$1,000 per client.

Financing

	Fund Type	Grant Year	Grant	Funded Amount	Drawn In Program Year	Drawn Thru Program Year
CDBG	EN	2018	B18MC060044	\$20,000.00	\$20,000.00	\$20,000.00
Total	Total			\$20,000.00	\$20,000.00	\$20,000.00

Proposed Accomplishments

People (General) : 18


Actual Accomplishments

Number assisted:

	Owner		Renter		Total		Person	
	Total	Hispanic	Total	Hispanic	Total	Hispanic	Total	Hispanic
White:	0	0	0	0	0	0	13	12
Black/African American:	0	0	0	0	0	0	10	0
Asian:	0	0	0	0	0	0	0	0
American Indian/Alaskan Native:	0	0	0	0	0	0	0	0
Native Hawaiian/Other Pacific Islander:	0	0	0	0	0	0	0	0
American Indian/Alaskan Native & White:	0	0	0	0	0	0	0	0
Asian White:	0	0	0	0	0	0	0	0
Black/African American & White:	0	0	0	0	0	0	0	0
American Indian/Alaskan Native & Black/African American:	0	0	0	0	0	0	0	0
Other multi-racial:	0	0	0	0	0	0	1	1
Asian/Pacific Islander:	0	0	0	0	0	0	0	0
Hispanic:	0	0	0	0	0	0	0	0
Total:	0	0	0	0	0	0	24	13
Female-headed Households:	0		0		0			

PR03 - MERCED

Page: 35 of 46



U.S. Department of Housing and Urban Development
Office of Community Planning and Development
Integrated Disbursement and Information System
CDBG Activity Summary Report (GPR) for Program Year 2018
MERCED

Date: 03-Sep-2019
Time: 14:41
Page: 36

Income Category:	Owner	Renter	Total	Person
Extremely Low	0	0	0	21
Low Mod	0	0	0	3
Moderate	0	0	0	0
Non Low Moderate	0	0	0	0
Total	0	0	0	24
Percent Low/Mod				100.0%

Annual Accomplishments

Years	Accomplishment Narrative	# Benefitting
2018	This activity assisted 24 households at imminent risk of homelessness and those currently experiencing homelessness by providing one-time assistance in the form of arrears, rental or deposit assistance not to exceed \$1,000 per client.	



U.S. Department of Housing and Urban Development
Office of Community Planning and Development
Integrated Disbursement and Information System
CDBG Activity Summary Report (GPR) for Program Year 2018
MERCED

Date: 03-Sep-2019
Time: 14:41
Page: 37

PGM Year: 2018
Project: 0015 - Senior Rental Assistance - Healthy House
IDIS Activity: 1130 - Healthy House - Senior Rental Assistance

Status: Completed 6/28/2019 12:00:00 AM
Location: 301 W 18th St Ste 101 Suite 101 Merced, CA 95340-4831
Objective: Provide decent affordable housing
Outcome: Affordability
Matrix Code: Senior Services (05A)

National Objective: LMC

Initial Funding Date: 10/30/2018

Description:

Provide one-time rental assistance and advocacy to seniors who are homeless or at imminent risk of homelessness.

Financing

	Fund Type	Grant Year	Grant	Funded Amount	Drawn In Program Year	Drawn Thru Program Year
CDBG	EN	2018	B18MC060044	\$6,787.07	\$6,787.07	\$6,787.07
	PI			\$13,212.93	\$13,212.93	\$13,212.93
Total	Total			\$20,000.00	\$20,000.00	\$20,000.00

Proposed Accomplishments

People (General) : 50

Actual Accomplishments

Number assisted:

	Owner		Renter		Total		Person	
	Total	Hispanic	Total	Hispanic	Total	Hispanic	Total	Hispanic
White:	0	0	0	0	0	0	28	0
Black/African American:	0	0	0	0	0	0	24	0
Asian:	0	0	0	0	0	0	1	0
American Indian/Alaskan Native:	0	0	0	0	0	0	0	0
Native Hawaiian/Other Pacific Islander:	0	0	0	0	0	0	0	0
American Indian/Alaskan Native & White:	0	0	0	0	0	0	0	0
Asian White:	0	0	0	0	0	0	0	0
Black/African American & White:	0	0	0	0	0	0	0	0
American Indian/Alaskan Native & Black/African American:	0	0	0	0	0	0	0	0
Other multi-racial:	0	0	0	0	0	0	32	31
Asian/Pacific Islander:	0	0	0	0	0	0	0	0
Hispanic:	0	0	0	0	0	0	0	0
Total:	0	0	0	0	0	0	85	31
Female-headed Households:	0		0		0			

PR03 - MERCED

Page: 37 of 46



U.S. Department of Housing and Urban Development
Office of Community Planning and Development
Integrated Disbursement and Information System
CDBG Activity Summary Report (GPR) for Program Year 2018
MERCED

Date: 03-Sep-2019
Time: 14:41
Page: 38

Income Category:	Owner	Renter	Total	Person
Extremely Low	0	0	0	83
Low Mod	0	0	0	0
Moderate	0	0	0	0
Non Low Moderate	0	0	0	2
Total	0	0	0	85
Percent Low/Mod				97.6%

Annual Accomplishments

Years	Accomplishment Narrative	# Benefitting
2018	Provided 85 clients with one-time rental assistance and advocacy to seniors who are homeless or at imminent risk of homelessness.	



U.S. Department of Housing and Urban Development
Office of Community Planning and Development
Integrated Disbursement and Information System
CDBG Activity Summary Report (GPR) for Program Year 2018
MERCED

Date: 03-Sep-2019
Time: 14:41
Page: 39

PGM Year: 2018

Project: 0006 - PS -Neighborhood Clean-up - Restore Merced -05V/LMA

IDIS Activity: 1131 - Restore Merced / Neighborhood Clean-up

Status: Completed 6/26/2019 5:40:33 PM

Location: 419 W 19th St Merced, CA 95340-4807

Objective: Create suitable living environments

Outcome: Sustainability

Matrix Code: Neighborhood Cleanups (05V)

National Objective: LMA

Initial Funding Date: 11/14/2018

Description:

To perform various cleanups along creeks and downtown neighborhoods within the community.

The organization will provide job training and wrap-around services to approximately 5 homeless individuals whom will be the ones performing the actual clean-up tasks.

Financing

	Fund Type	Grant Year	Grant	Funded Amount	Drawn In Program Year	Drawn Thru Program Year
CDBG	EN	2018	B18MC060044	\$42,312.49	\$42,312.49	\$42,312.49
	PI			\$17,687.51	\$17,687.51	\$17,687.51
Total	Total			\$60,000.00	\$60,000.00	\$60,000.00

Proposed Accomplishments

People (General) : 5

Total Population in Service Area: 9,715

Census Tract Percent Low / Mod: 67.78

Annual Accomplishments

Years	Accomplishment Narrative	# Benefitting
2018	Work experience was provided to 12 individuals over the course of PY 18/19. In the process, 3 distinct areas of the City of Merced were cleaned on a rotation every 2 weeks. (Downtown Merced, Bear Creek, and Black Rascal Creek). So far 2 individuals have been placed into long term jobs. Job training/mentorship was provided to each person, a predictable schedule, and classroom training to supplement their work experience.	



U.S. Department of Housing and Urban Development
Office of Community Planning and Development
Integrated Disbursement and Information System
CDBG Activity Summary Report (GPR) for Program Year 2018
MERCED

Date: 03-Sep-2019
Time: 14:41
Page: 40

PGM Year: 2018

Project: 0020 - Continuum of Care - Collaborative Applicant - Merced County

IDIS Activity: 1132 - Continuum of Care - Merced County

Status: Completed 6/26/2019 12:00:00 AM

Location: ,

Objective:

Outcome:

Matrix Code: Planning (20)

National Objective:

Initial Funding Date: 03/05/2019

Description:

The Collaborative Applicant is responsible for ensuring the Continuum of Care is implemented.

The Continuum of Care is a group of government agencies and nonprofit organizations that work together to prevent and reduce homelessness.

Financing

	Fund Type	Grant Year	Grant	Funded Amount	Drawn In Program Year	Drawn Thru Program Year
CDBG	EN	2018	B18MC060044	\$3,378.93	\$3,378.93	\$3,378.93
	PI			\$34,621.07	\$34,621.07	\$34,621.07
Total	Total			\$38,000.00	\$38,000.00	\$38,000.00

Proposed Accomplishments

Actual Accomplishments

Number assisted:

	Owner		Renter		Total		Person	
	Total	Hispanic	Total	Hispanic	Total	Hispanic	Total	Hispanic
White:					0	0		
Black/African American:					0	0		
Asian:					0	0		
American Indian/Alaskan Native:					0	0		
Native Hawaiian/Other Pacific Islander:					0	0		
American Indian/Alaskan Native & White:					0	0		
Asian White:					0	0		
Black/African American & White:					0	0		
American Indian/Alaskan Native & Black/African American:					0	0		
Other multi-racial:					0	0		
Asian/Pacific Islander:					0	0		
Hispanic:					0	0		
Total:	0	0	0	0	0	0	0	0
Female-headed Households:					0			

PR03 - MERCED

Page: 40 of 46



U.S. Department of Housing and Urban Development
Office of Community Planning and Development
Integrated Disbursement and Information System
CDBG Activity Summary Report (GPR) for Program Year 2018
MERCED

Date: 03-Sep-2019
Time: 14:41
Page: 41

Income Category:	Owner	Renter	Total	Person
Extremely Low			0	
Low Mod			0	
Moderate			0	
Non Low Moderate			0	
Total	0	0	0	0
Percent Low/Mod				

Annual Accomplishments

No data returned for this view. This might be because the applied filter excludes all data.



U.S. Department of Housing and Urban Development
Office of Community Planning and Development
Integrated Disbursement and Information System
CDBG Activity Summary Report (GPR) for Program Year 2018
MERCED

Date: 03-Sep-2019
Time: 14:41
Page: 42

PGM Year: 2018
Project: 0001 - Administrative Expenses - FY 2018/19
IDIS Activity: 1133 - INDIRECT ADMIN COSTS / HOME ACTIVITIES

Status: Completed 8/1/2019 12:00:00 AM
Location: ,

Objective:
Outcome:
Matrix Code: HOME Admin/Planning Costs of PJ
(21H) National Objective:

Initial Funding Date: 04/11/2019

Description:
FUNDING FOR INDIRECT ADMINISTRATIVE EXPENSES RELATED TO THE OPERATION OF HOME PROGRAM ACTIVITIES.
Financing

	Fund Type	Grant Year	Grant	Funded Amount	Drawn In Program Year	Drawn Thru Program Year
CDBG	EN	2018	B18MC060044	\$30,117.94	\$30,117.94	\$30,117.94
Total	Total			\$30,117.94	\$30,117.94	\$30,117.94

Proposed Accomplishments

Actual Accomplishments

Number assisted:	Owner		Renter		Total		Person	
	Total	Hispanic	Total	Hispanic	Total	Hispanic	Total	Hispanic
White:					0	0		
Black/African American:					0	0		
Asian:					0	0		
American Indian/Alaskan Native:					0	0		
Native Hawaiian/Other Pacific Islander:					0	0		
American Indian/Alaskan Native & White:					0	0		
Asian White:					0	0		
Black/African American & White:					0	0		
American Indian/Alaskan Native & Black/African American:					0	0		
Other multi-racial:					0	0		
Asian/Pacific Islander:					0	0		
Hispanic:					0	0		
Total:	0	0	0	0	0	0	0	0
Female-headed Households:					0			

Income Category: Owner Renter Total Person

PR03 - MERCED

Page: 42 of 46



U.S. Department of Housing and Urban Development
Office of Community Planning and Development
Integrated Disbursement and Information System
CDBG Activity Summary Report (GPR) for Program Year 2018
MERCED

Date: 03-Sep-2019
Time: 14:41
Page: 43

Extremely Low			0	
Low Mod			0	
Moderate			0	
Non Low Moderate			0	
Total	0	0	0	0
Percent Low/Mod				

Annual Accomplishments

No data returned for this view. This might be because the applied filter excludes all data.



U.S. Department of Housing and Urban Development
Office of Community Planning and Development
Integrated Disbursement and Information System
CDBG Activity Summary Report (GPR) for Program Year 2018
MERCED

Date: 03-Sep-2019
Time: 14:41
Page: 44

PGM Year: 2018

Project: 0004 - PS - Fair Housing Services - Project Sentinel - 05J/LMC

IDIS Activity: 1134 - Project Sentinel / Fair Housing Services

Status: Open

Location: Address Suppressed

Objective: Create suitable living environments

Outcome: Availability/accessibility

Matrix Code: Fair Housing Activities (if CDBG, then subject to 15% cap) (05J)

National Objective: LMC

Initial Funding Date: 05/16/2019

Description:

Provide Fair Housing services that promote fairness and equality of housing opportunity for all and to advocate peaceful resolution of disputes for community welfare and harmony.

Financing

	Fund Type	Grant Year	Grant	Funded Amount	Drawn In Program Year	Drawn Thru Program Year
CDBG	EN	2018	B18MC060044	\$30,000.00	\$0.00	\$0.00
Total	Total			\$30,000.00	\$0.00	\$0.00

Proposed Accomplishments

People (General) : 68

Actual Accomplishments

Number assisted:

	Owner		Renter		Total		Person	
	Total	Hispanic	Total	Hispanic	Total	Hispanic	Total	Hispanic
White:	0	0	0	0	0	0	4	3
Black/African American:	0	0	0	0	0	0	1	0
Asian:	0	0	0	0	0	0	0	0
American Indian/Alaskan Native:	0	0	0	0	0	0	0	0
Native Hawaiian/Other Pacific Islander:	0	0	0	0	0	0	0	0
American Indian/Alaskan Native & White:	0	0	0	0	0	0	0	0
Asian White:	0	0	0	0	0	0	0	0
Black/African American & White:	0	0	0	0	0	0	0	0
American Indian/Alaskan Native & Black/African American:	0	0	0	0	0	0	0	0
Other multi-racial:	0	0	0	0	0	0	0	0
Asian/Pacific Islander:	0	0	0	0	0	0	0	0
Hispanic:	0	0	0	0	0	0	0	0
Total:	0	0	0	0	0	0	5	3
Female-headed Households:	0		0		0			

PR03 - MERCED

Page: 44 of 46



U.S. Department of Housing and Urban Development
Office of Community Planning and Development
Integrated Disbursement and Information System
CDBG Activity Summary Report (GPR) for Program Year 2018
MERCED

Date: 03-Sep-2019
Time: 14:41
Page: 45

Income Category:	Owner	Renter	Total	Person
Extremely Low	0	0	0	5
Low Mod	0	0	0	0
Moderate	0	0	0	0
Non Low Moderate	0	0	0	0
Total	0	0	0	5
Percent Low/Mod				100.0%

Annual Accomplishments

Years	Accomplishment Narrative	# Benefitting
2018	Fair Housing Services will be completed FY 19/20 due to waiting for final reports and invoice. Provide Fair Housing services that promote fairness and equality of housing opportunity for all and to advocate peaceful resolution of disputes for community welfare and harmony. Served 5 households with case investigations, 52 residents through their information, and housing providers. In total 99 people were served through this program in FY 18/19. To supplement their efforts and spread awareness of fair housing rights and available protections, they mailed 4,183 households in the City of Merced information on their fair housing services. Also distributed 785 brochures on common fair housing topics throughout the City, at locations such as the library, City Hall, Merced College, the Court Self-Help Center, the Valley Crisis Center, Catholic Charities, and other community organizations. Also developed new educational materials in response to community questions on retaliation protections and national origin discrimination.	



U.S. Department of Housing and Urban Development
Office of Community Planning and Development
Integrated Disbursement and Information System
CDBG Activity Summary Report (GPR) for Program Year 2018
MERCED

Date: 03-Sep-2019
Time: 14:41
Page: 46

Total Funded Amount:	\$2,692,668.20
Total Drawn Thru Program Year:	\$2,326,527.81
Total Drawn In Program Year:	\$1,814,683.58

IDIS - PR05

U.S. Department of Housing and Urban Development
Office of Community Planning and Development
Integrated Disbursement and Information System
Drawdown Report by Project and Activity
MERCED , CA

DATE: 09-03-19
TIME: 14:54
PAGE: 1

REPORT FOR PROGRAM : CDBG, HOME
PGM YR : 2018
PROJECT : ALL
ACTIVITY : ALL

Program Year/ Project		IDIS Act ID	Activity Name	Prior Year	Voucher Number	Line Item	Voucher Status	LOCCS Send Date	Grant Year	Grant Number	Fund Type	Drawn Amount
2018	1	Administrative Expenses - FY 2018/19	1122	Direct Housing Admin								
					6197984	10	Completed	10/10/2018	2018	B18MC060044	PI	\$10,702.79
					6201743	2	Completed	10/24/2018	2018	B18MC060044	PI	\$5,646.59
					6220312	3	Completed	12/21/2018	2018	B18MC060044	PI	\$20,178.89
					6228890	4	Completed	1/24/2019	2018	B18MC060044	PI	\$10,906.60
					6238022	2	Completed	2/21/2019	2018	B18MC060044	PI	\$10,003.29
					6246636	3	Completed	3/20/2019	2018	B18MC060044	PI	\$8,429.74
					6255010	2	Completed	4/12/2019	2018	B18MC060044	EN	\$17,420.49
					6260687	4	Completed	4/29/2019	2018	B18MC060044	EN	\$43.80
					6271922	4	Completed	6/4/2019	2018	B18MC060044	PI	\$3,138.62
					6271922	5	Completed	6/4/2019	2018	B18MC060044	EN	\$13,400.32
					6276157	4	Completed	6/18/2019	2018	B18MC060044	EN	\$22,816.27
					6278160	2	Completed	6/21/2019	2018	B18MC060044	PI	\$7,013.05
					6278160	9	Completed	6/21/2019	2018	B18MC060044	EN	\$1,645.56
				Y	6289384	4	Completed	7/25/2019	2019	B18MC060044	PI	\$7,601.15
2018	1	Administrative Expenses - FY 2018/19	1122	Direct Housing Admin								
					6197987	2	Completed	10/10/2018	2018	M18MC060227	AD	\$1,000.00
					6201740	3	Completed	10/24/2018	2018	M18MC060227	AD	\$450.00
					6220313	1	Completed	12/21/2018	2018	M18MC060227	AD	\$10,050.00
					6228886	1	Completed	1/24/2019	2018	M18MC060227	AD	\$5,000.00
					6238010	1	Completed	2/21/2019	2018	M18MC060227	AD	\$5,000.00
					6246637	1	Completed	3/20/2019	2018	M18MC060227	AD	\$5,000.00
					6255014	1	Completed	4/12/2019	2018	M18MC060227	AD	\$5,000.00
					6271920	1	Completed	6/4/2019	2018	M18MC060227	AD	\$8,000.00

IDIS - PR05

U.S. Department of Housing and Urban Development
Office of Community Planning and Development
Integrated Disbursement and Information System
Drawdown Report by Project and Activity
MERCED , CA

DATE: 09-03-19
TIME: 14:54
PAGE: 2

Program Year/ Project		IDIS Act ID	Activity Name	Prior Year	Voucher Number	Line Item	Voucher Status	LOCCS Send Date	Grant Year	Grant Number	Fund Type	Drawn Amount
					6276158	1	Completed	6/18/2019	2018	M18MC060227	AD	\$8,000.00
					6278292	1	Completed	6/21/2019	2018	M18MC060227	AD	\$2,500.00
					6289393	3	Completed	7/25/2019	2018	M18MC060227	AD	\$1,000.00
										Activity Total		\$189,947.16
2018	1	Administrative Expenses - FY 2018/19	1123	INDIRECT ADMIN COSTS								
					6255010	3	Completed	4/12/2019	2018	B18MC060044	EN	\$41,286.61
					6278160	4	Completed	6/21/2019	2018	B18MC060044	EN	\$2,224.14
				Y	6289384	6	Completed	7/25/2019	2019	B19MC060044	PI	\$16,386.86
										Activity Total		\$59,897.61
2018	1	Administrative Expenses - FY 2018/19	1133	INDIRECT ADMIN COSTS / HOME ACTIVITIES								
					6255010	4	Completed	4/12/2019	2018	B18MC060044	EN	\$20,759.89
					6278160	5	Completed	6/21/2019	2018	B18MC060044	EN	\$1,118.35
				Y	6289384	7	Completed	7/25/2019	2018	B18MC060044	EN	\$8,239.70
										Activity Total		\$30,117.94
										Project Total		279,962.71
2018	2	Rapid Re-Housing - Merced Rescue Mission	1128	Merced Rescue Mission - Rental Deposits/Rapid Re-Housing Program								
					6228890	5	Completed	1/24/2019	2018	B18MC060044	PI	\$4,000.00
					6246636	4	Completed	3/20/2019	2018	B18MC060044	PI	\$3,804.00
					6255010	5	Completed	4/12/2019	2018	B18MC060044	EN	\$796.00
					6260687	5	Completed	4/29/2019	2018	B18MC060044	EN	\$10,462.00
										Activity Total		\$19,062.00
										Project Total		19,062.00
2018	3	Warming Center - Merced Rescue Mission	1124	Merced Rescue Mission - Warming Center								
					6255010	6	Completed	4/12/2019	2018	B18MC060044	EN	\$14,685.79
					6260687	10	Completed	4/29/2019	2018	B18MC060044	EN	\$1,314.21
										Activity Total		\$16,000.00

IDIS - PR05

U.S. Department of Housing and Urban Development
Office of Community Planning and Development
Integrated Disbursement and Information System
Drawdown Report by Project and Activity
MERCED , CA

DATE: 09-03-19
TIME: 14:54
PAGE: 3

					AD								
Program Year/ Project			IDIS Act ID	Activity Name	Prior Year	Voucher Number	Line Item	Voucher Status	LOCCS Send Date	Grant Year	Grant Number	Fund Type	Drawn Amount
2018	5	Kiddieland Bootcamp - Kiwanis of Greater Merced Foundation	1127	Kiddie Bootcamp	Project Total								16,000.00
						6260687	6	Completed	4/29/2019	2018	B18MC060044	EN	\$1,262.59
						6278160	6	Completed	6/21/2019	2018	B18MC060044	EN	\$4,767.20
					Activity Total								\$6,029.79
					Project Total								6,029.79
2018	6	PS -Neighborhood Clean-up - Restore Merced - OSV/LMA	1131	Restore Merced / Neighborhood Clean-up		6238022	3	Completed	2/21/2019	2018	B18MC060044	PI	\$17,687.51
						6260687	9	Completed	4/29/2019	2018	B18MC060044	EN	\$25,768.18
						6276157	7	Completed	6/18/2019	2018	B18MC060044	EN	\$8,258.45
						6278160	8	Completed	6/21/2019	2018	B18MC060044	EN	\$8,285.86
					Activity Total								\$60,000.00
2018	7	Emergency Shelter Assistance - Sierra Saving Grace	1129	Sierra Saving Grace - Emergency Shelter Assistance	Project Total								60,000.00
						6260687	12	Completed	4/29/2019	2018	B18MC060044	EN	\$16,763.74
						6276157	8	Completed	6/18/2019	2018	B18MC060044	EN	\$3,236.26
					Activity Total								\$20,000.00
					Project Total								20,000.00
2018	11	Acquisition of Property - Merced Rescue Mission	1125	Merced Rescue Mission - Hope for Families		6260687	11	Completed	4/29/2019	2018	B18MC060044	EN	\$270,011.50
					Activity Total								\$270,011.50
					Project Total								270,011.50
2018	14	Aquisition of Property	1126	Sierra Saving Grace Homeless Project		6255010	7	Completed	4/12/2019	2018	B18MC060044	PI	\$34,082.34

IDIS - PR05

U.S. Department of Housing and Urban Development
Office of Community Planning and Development
Integrated Disbursement and Information System
Drawdown Report by Project and Activity
MERCED , CA

DATE: 09-03-19
TIME: 14:54
PAGE: 4

Program Year/ Project	IDIS Act ID	Activity Name	AD				LOCCS Send Date	Grant Year	Grant Number	Fund Type	Drawn Amount
			Prior Year	Voucher Number	Line Item	Voucher Status					
2018 14	Aquisition of Property	1126 Sierra Saving Grace Homeless Project		6255010	8	Completed	4/12/2019	2016	B16MC060044	EN	\$32,184.00
				6255010	9	Completed	4/12/2019	2017	B17MC060044	EN	\$145,004.99
				6255010	10	Completed	4/12/2019	2018	B18MC060044	EN	\$63,728.67
				6255014	2	Completed	4/12/2019	2017	M17MC060227	PI	\$195,909.18
				6255014	3	Completed	4/12/2019	2018	M18MC060227	PI	\$40,590.82
2018 15	Senior Rental Assistance - Healthy House	1130 Healthy House - Senior Rental Assistance	Activity Total								\$511,500.00
			Project Total								511,500.00
				6220312	4	Completed	12/21/2018	2018	B18MC060044	PI	\$7,865.09
				6260687	7	Completed	4/29/2019	2018	B18MC060044	PI	\$5,347.84
				6260687	8	Completed	4/29/2019	2018	B18MC060044	EN	\$1,887.72
2018 20	Continuum of Care - Collaborative Applicant - Merced County	1132 Continuum of Care - Merced County		6278160	7	Completed	6/21/2019	2018	B18MC060044	EN	\$4,899.35
			Activity Total								\$20,000.00
			Project Total								20,000.00
				6276157	5	Completed	6/18/2019	2018	B18MC060044	PI	\$34,621.07
				6276157	6	Completed	6/18/2019	2018	B18MC060044	EN	\$3,378.93
			Activity Total								\$38,000.00
			Project Total								38,000.00
			Program Year 2018 Total								1,240,566.00

U.S. DEPARTMENT OF HOUSING AND URBAN DEVELOPMENT
OFFICE OF COMMUNITY PLANNING AND DEVELOPMENT
PR06 - Summary of Consolidated Plan Projects for Report Year

DATE: 9/3/2019
TIME: 3:00:25 PM
PAGE: 1/1

IDIS

Plan IDIS Year Project	Project Title and Description		Program	Project Estimate	Committed Amount	Amount Drawn Thru Report Year	Amount Available to Draw	Amount Drawn in Report Year
2018 1	Administrative Expenses - FY 2018/19	The project allows housing staff the ability to provide CDBG and HOME administrative services to ensure the implementation of Housing Projects.	CDBG	\$242,450.00	\$228,962.71	\$228,962.71	\$0.00	\$228,962.71
2	Rapid Re-Housing - Merced Rescue Mission	Housing Deposit Program to assist low-income Households and individuals with a rental deposit to have access to housing.	CDBG	\$50,564.00	\$51,000.00	\$50,000.00	\$1,000.00	\$50,000.00
3	Warming Center - Merced Rescue Mission	To provide access to temporary shelter from December to March. The warming center would be opened when there is rain in the forecast or the temperature drops below 40 degrees.	CDBG	\$20,000.00	\$20,000.00	\$19,062.00	\$938.00	\$19,062.00
4	PS - Fair Housing Services - Project Sentinel - 05JLMC	To provide fair housing services within the community.	CDBG	\$16,000.00	\$16,000.00	\$16,000.00	\$0.00	\$16,000.00
5	Kiddieland Bootcamp - Kiwanis of Greater Merced Foundation	To provide a youth fitness program targeting children under 10 years old from income eligible households.	CDBG	\$30,000.00	\$30,000.00	\$0.00	\$30,000.00	\$0.00
6	PS - Neighborhood Clean-up - Restore Merced - 05VILMA	To provide a youth fitness program targeting children under 10 years old from income eligible households.	CDBG	\$7,000.00	\$6,029.79	\$6,029.79	\$0.00	\$6,029.79
7	Emergency Shelter Assistance - Sierra Saving Grace	To perform various cleanups along creeks and downtown neighborhoods within the community. The organization will provide job training and wrap-around services to 5 homeless individuals whom will be the ones performing the actual clean-up tasks.	CDBG	\$60,000.00	\$60,000.00	\$60,000.00	\$0.00	\$60,000.00
8	After School Program - Distinguish Outreach Services	Providing a one-time rent or deposit assistance to help clients avoid homelessness.	CDBG	\$20,000.00	\$20,000.00	\$20,000.00	\$0.00	\$20,000.00
9	Rehabilitation of Safe House - Alliance for Community Transformations	To provide an after school program to youth ages 13-17.	CDBG	\$13,400.00	\$0.00	\$0.00	\$0.00	\$0.00
10	HSG - Homeowner Rehabilitation - Habitat for Humanity - Stanislaus County 14VLMH	Make necessary ADA improvements to the Safe House.	CDBG	\$48,000.00	\$0.00	\$0.00	\$0.00	\$0.00
11	Acquisition of Property - Merced Rescue Mission	Rehabilitate existing homeowner properties with necessary health and safety improvements.	CDBG	\$450,000.00	\$0.00	\$0.00	\$0.00	\$0.00
12	LMI / Permanent Supportive Housing - Sierra Saving Grace	Acquire a property to be used for Permanent Supportive Housing.	CDBG	\$150,000.00	\$0.00	\$0.00	\$0.00	\$0.00
14	Aquisition of Property	Acquire a property to be used for Permanent Supportive Housing.	CDBG	\$275,000.00	\$270,011.50	\$270,011.50	\$0.00	\$270,011.50
15	Senior Rental Assistance - Healthy House	Assists homeless households through the acquisition of two housing units.	CDBG	\$275,000.00	\$0.00	\$0.00	\$0.00	\$0.00
18	Acquisition of Property - Central Valley Coalition for Affordable Housing (CHDO)	Acquire a property to be used for Permanent Supportive Housing.	CDBG	\$236,500.00	\$0.00	\$0.00	\$0.00	\$0.00
19	Rapid Re-Housing - Merced Rescue Mission (FY 17/18)	Acquire a property to be used for Permanent Supportive Housing.	CDBG	\$0.00	\$275,000.00	\$275,000.00	\$0.00	\$275,000.00
20	Continuum of Care - Collaborative Applicant - Merced County	The plan to assist seniors by providing rental assistance and program services. They help secure various services and housing for eligible clientele.	CDBG	\$215,000.00	\$236,500.00	\$236,500.00	\$0.00	\$236,500.00
		To provide continuum of care services through the Collaborative Applicant.	CDBG	\$20,000.00	\$20,000.00	\$20,000.00	\$0.00	\$20,000.00
			CDBG	\$492,000.00	\$0.00	\$0.00	\$0.00	\$0.00
			CDBG	\$15,000.00	\$0.00	\$0.00	\$0.00	\$0.00
			CDBG	\$38,000.00	\$38,000.00	\$38,000.00	\$0.00	\$38,000.00

U.S. DEPARTMENT OF HOUSING AND URBAN DEVELOPMENT
OFFICE OF COMMUNITY PLANNING AND DEVELOPMENT
PR08 - Grantee Summary Activity Report

DATE: 9/3/2019
TIME: 3:11:01 PM
PAGE: 1/1

IDIS

Grantee Activity Number	IDIS Activity - ID	Pgm Yr Project	Activity Name	Act Stat	Matrix Code	Initial Funding Date	Funded Amount	Drawn Amount	Date of Last Draw
	998	2012-9	ECONOMIC DEVELOPMENT	Open	18B	11/26/12	\$54,988.91	\$54,988.91	01/08/2014
	1102	2016-17	GATEWAY TERRACE II - CVCAH (CHDO)	Open	03J	07/20/17	\$624,708.00	\$307,913.40	04/30/2019
	1100	2016-9	Brush with Kindness - Habitat for Humanity Stanislaus County	Open	14A	06/23/17	\$266,365.99	\$187,136.66	07/26/2019
	1118	2017-15	ADA Ramps & Sidewalk Improvements #118028	Open	03L	01/12/18	\$184,389.00	\$117,347.66	07/26/2019
	1114	2017-16	Habitat for Humanity - Homeowner Rehabilitation and New Construction Program	Open	14A	01/12/18	\$360,000.00	\$180,000.00	05/01/2018
	1117	2017-6	ADA Sidewalk/Ramp Improvements #118027	Open	03L	01/12/18	\$315,417.00	\$262,108.14	07/26/2019
	1128	2018-2	Merced Rescue Mission - Rental Deposits/Rapid Re-Housing Program	Open	05Q	10/30/18	\$20,000.00	\$19,062.00	04/30/2019
	1134	2018-4	Project Sentinel / Fair Housing Services	Open	05J	05/16/19	\$30,000.00	\$0.00	
Total							\$1,855,868.90	\$1,128,556.77	

IDIS - PR09

U.S. Department of Housing and Urban Development
Office of Community Planning and Development
Integrated Disbursement and Information System
Program Income Details by Fiscal Year and Program
MERCED,CA

Date: 09-03-19

Time: 15:27

Page: 1

Report for Program:CDBG, HOME

*Data Only Provided for Time Period Queried:07-01-2018 to 06-30-2019

Program Year	Program	Associated Grant Number	Fund Type	Estimated Income for Year	Transaction	Voucher #	Voucher Created	Voucher Type	IDIS Proj. ID	IDIS Actv. ID	Matrix Code	Received/Drawn Amount
2017	CDBG	B17MC060044	PI	0.00								
					DRAWS							
						6174713001	07-24-18	PY	5	1094	03L	5,420.40
						6174713002	07-24-18	PY	9	1100	14A	132.00
						6174713003	07-24-18	PY	1	1106	21A	211.12
						6174713004	07-24-18	PY	7	1116	05G	2,010.96
						6174713005	07-24-18	PY	22	1121	05Q	1,003.75
						6174713006	07-24-18	PY	6	1117	03L	380.78
						6174713007	07-24-18	PY	15	1118	03L	11,330.77
						6197984001	10-09-18	PY	5	1094	03L	573.35
						6197984002	10-09-18	PY	9	1100	14A	4,893.56
											PI Receipts	
											PI Draws	25,956.69
											PI Balance	(25,956.69)
2017	CDBG										Total CDBG Receipts*:	
											Total CDBG Draws against Receipts*:	25,956.69
											Total CDBG Receipt Fund Balance*:	(25,956.69)

2017	HOME	M17MC060227	PI	0.00								
			PI		DRAWS							
						6255014002	04-12-19	PY	14	1126	14G	195,909.18

Page: 1 of 4

Program Year	Program	Associated Grant Number	Fund Type	Estimated Income for Year	Transaction	Voucher #	Voucher Created	Voucher Type	IDIS Proj. ID	IDIS Actv. ID	Matrix Code	Receipted/Drawn Amount
												Receipts
												PI Draws 195,909.18
												PA Draws 0.00
												Balance (195,909.18)
2017	HOME	M17MC060227										Total Local Account Receipts
												Total Local Account Draws 195,909.18
												Total Local Account Balance (195,909.18)
2018	CDBG	B18MC060044	PI	0.00								
												RECEIPTS
												5260677001 07-23-18 22 1121 05Q 5,658.80
												5267052001 10-05-18 1 1122 21A 68,670.50
												5267798001 10-16-18 9 1100 14A 7,467.36
												5273311001 12-20-18 9 1100 14A 17,073.27
												5275839001 01-18-19 1 1122 21A 61,314.65
												5278421001 02-20-19 1 1122 21A 8,940.00
												5280809001 03-18-19 9 1100 14A 7,276.79
												5283058001 04-11-19 14 1126 14G 8,440.17
												5284375001 04-29-19 15 1130 05A 5,347.84
												5287329001 05-30-19 1 1122 21A 3,138.62
												5288744001 06-17-19 1 1122 21A 34,621.07
												5289216001 06-20-19 1 1122 21A 7,013.05
												DRAWS
												6197984003 10-09-18 PY 9 1100 14A 5,777.47
												6197984006 10-09-18 PY 17 1108 05Q 300.00
												6197984008 10-09-18 PY 6 1117 03L 2,526.17
												6197984009 10-09-18 PY 15 1118 03L 700.04
												6197984010 10-09-18 PY 1 1122 21A 10,702.79
												6198620001 10-11-18 PY 9 1100 14A 3,015.96
												6198620003 10-11-18 PY 10 1111 05D 6,865.61

Page: 2 of 4

Program Year	Program	Associated Grant Number	Fund Type	Estimated Income for Year	Transaction	Voucher #	Voucher Created	Voucher Type	IDIS Proj. ID	IDIS Actv. ID	Matrix Code	Received/Drawn Amount
						6201743001	10-22-18	PY	9	1100	14A	2,463.59
						6201743002	10-22-18	PY	1	1122	21A	5,646.59
						6220312003	12-21-18	PY	1	1122	21A	20,178.89
						6220312004	12-21-18	PY	15	1130	05A	7,865.09
						6228890002	01-24-19	PY	6	1117	03L	7,727.80
						6228890003	01-24-19	PY	15	1118	03L	22,158.06
						6228890004	01-24-19	PY	1	1122	21A	10,906.60
						6228890005	01-24-19	PY	2	1128	05Q	4,000.00
						6238022002	02-21-19	PY	1	1122	21A	10,003.29
						6238022003	02-21-19	PY	6	1131	05V	17,687.51
						6246636003	03-20-19	PY	1	1122	21A	8,429.74
						6246636004	03-20-19	PY	2	1128	05Q	3,804.00
						6255010007	04-12-19	PY	14	1126	14G	34,082.34
						6260687007	04-29-19	PY	15	1130	05A	5,347.84
						6271922004	06-04-19	PY	1	1122	21A	3,138.62
						6276157005	06-17-19	PY	20	1132	20	34,621.07
						6278160002	06-21-19	PY	1	1122	21A	7,013.05
											PI Receipts	234,962.12
											PI Draws	234,962.12
											PI Balance	0.00
2018	CDBG										Total CDBG Receipts*:	234,962.12
											Total CDBG Draws against Receipts*:	234,962.12
											Total CDBG Receipt Fund Balance*:	0.00

2018 HOME M18MC060227 PI 0.00 RECEIPTS

5260678001	07-23-18					1,465.37
5267050001	10-05-18					11,361.17
5267799001	10-16-18	14	1103			4,431.67
5273313001	12-20-18					11,220.28

Page: 3 of 4

Program Year	Program	Associated Grant Number	Fund Type	Estimated Income for Year	Transaction	Voucher #	Voucher Created	Voucher Type	IDIS Proj. ID	IDIS Actv. ID	Matrix Code	Receipted/Drawn Amount	
						5275840001	01-18-19					4,450.23	
						5276164001	01-23-19					1,945.00	
						5278422001	02-20-19					6,495.66	
						5280810001	03-18-19					4,842.38	
						5283059001	04-11-19		14	1126	14G	9,278.02	
						5287330001	05-30-19					6,571.39	
						5288745001	06-17-19					5,154.64	
						5289217001	06-20-19					1,413.36	
			PI		DRAWS								
						6255014003	04-12-19	PY	14	1126	14G	40,590.82	
												Receipts	68,629.17
												PI Draws	40,590.82
												PA Draws	0.00
												Balance	28,038.35
2018	HOME	M18MC060227										Total Local Account Receipts	68,629.17
												Total Local Account Draws	40,590.82
												Total Local Account Balance	28,038.35

IDIS - PR10

U.S. Department of Housing and Urban Development
Office of Community Planning and Development
Integrated Disbursement and Information System
CDBG Housing Activities
MERCED, CA

DATE: 09-03-19
TIME: 15:32
PAGE: 1

PGM YEAR	PROJ ID	IDIS ACT ID	ACTIVITY NAME	STATUS	MTX CD	NTL OBJ	Total EST. AMT	% CDBG	CDBG DRAWN AMOUNT	OCCUPIED TOTAL	UNITS L/M	% L/M	CUMULATIVE OCCUPIED OWNER	UNITS RENTER
2018	9833	1125	Merced Rescue Mission - Hope for Families	COM	14G	LMH	270,011.50	100.0	270,011.50	1	1	100.0	0	1
2018	9862	1126	Sierra Saving Grace Homeless Project	COM	14G	LMH	511,500.00	53.8	275,000.00	3	3	100.0	0	3
2018 TOTALS: BUDGETED/UNDERWAY							0.00	0.0	0.00	0	0	0.0	0	0
COMPLETED							781,511.50	69.7	545,011.50	4	4	100.0	0	4
							781,511.50	69.7	545,011.50	4	4	100.0	0	4

PGM YEAR	PROJ ID	IDIS ACT ID	ACTIVITY NAME	STATUS	MTX CD	NTL OBJ	Total EST. AMT	% CDBG	CDBG DRAWN AMOUNT	OCCUPIED TOTAL	UNITS L/M	% L/M	CUMULATIVE OCCUPIED OWNER	UNITS RENTER
2017	3020	1114	Habitat for Humanity - Homeowner Rehabilitation and New Construction Program	OPEN	14A	LMH	529,946.89	0.0	180,000.00	0	0	0.0	0	0
2017	3112	1113	Sierra Saving Grace Homeless Project	COM	14G	LMH	220,000.00	100.0	220,000.00	1	1	100.0	0	1
2017 TOTALS: BUDGETED/UNDERWAY							529,946.89	33.9	180,000.00	0	0	0.0	0	0
COMPLETED							220,000.00	100.0	220,000.00	1	1	100.0	0	1
							749,946.89	53.3	400,000.00	1	1	100.0	0	1

PGM YEAR	PROJ ID	IDIS ACT ID	ACTIVITY NAME	STATUS	MTX CD	NTL OBJ	Total EST. AMT	% CDBG	CDBG DRAWN AMOUNT	OCCUPIED TOTAL	UNITS L/M	% L/M	CUMULATIVE OCCUPIED OWNER	UNITS RENTER
2016	1943	1095	Room at the Inn - Merced County Rescue Mission	COM	14G	LMH	188,000.00	100.0	188,000.00	1	1	100.0	0	1
2016	1945	1097	Homeless Project - Sierra Saving Grace	COM	14G	LMH	163,000.00	100.0	163,000.00	2	2	100.0	0	2
2016	1947	1100	Brush with Kindness - Habitat for Humanity Stanislaus County	OPEN	14A	LMH	266,365.99	0.0	175,997.01	0	0	0.0	0	0
2016	3174	1096	CDBG Project Activity Delivery Costs	COM	14H	LMC	65,966.93	0.0	65,966.93	0	0	0.0	0	0

IDIS - PR10

U.S. Department of Housing and Urban Development
Office of Community Planning and Development
Integrated Disbursement and Information System
CDBG Housing Activities
MERCED, CA

DATE: 09-03-19
TIME: 15:32
PAGE: 2

2016	6643	1084	241 E. Main Street / Rehab	COM	14A	LMH	110,803.60	0.0	10,803.60	0	0	0.0	0	0
2016 TOTALS: BUDGETED/UNDERWAY							266,365.99	66.0	175,997.01	0	0	0.0	0	0
COMPLETED							527,770.53	81.0	427,770.53	3	3	100.0	0	3
							794,136.52	76.0	603,767.54	3	3	100.0	0	3

PGM YEAR	PROJ ID	IDIS ACT ID	ACTIVITY NAME	STATUS	MTX CD	NTL OBJ	Total EST. AMT	% CDBG	CDBG DRAWN AMOUNT	OCCUPIED TOTAL	UNITS L/M	% L/M	CUMULATIVE OCCUPIED OWNER	UNITS RENTER
2015	8539	1060	CDBG Housing Rehab Administration	COM	14H	LMC	43,865.30	0.0	43,865.30	0	0	0.0	0	0
2015	8870	1075	2333 Circle Drive - Rehab	COM	14A	LMH	36,601.52	15.9	5,830.52	1	1	100.0	1	0
2015	8870	1076	3168 Nottingham Avenue - Rehab	COM	14A	LMH	40,847.80	14.8	6,058.80	1	1	100.0	1	0
2015	8870	1080	950 W. 8th Street - Rehab	COM	14A	LMH	49,186.10	100.0	49,186.10	1	1	100.0	1	0
2015	8870	1086	1710 Union Ave.	COM	14A	LMH	49,683.05	100.0	49,683.05	1	1	100.0	1	0
2015	8870	1087	205 W. 14th Street / Rehab	COM	14A	LMH	52,378.54	100.0	52,378.54	1	1	100.0	1	0
2015	8870	1088	945 Q Street / Rehab	COM	14A	LMH	23,095.20	100.0	23,095.20	1	1	100.0	1	0
2015	8870	1098	1005 W. 9th Street / Rehab	COM	14A	LMH	75,419.40	46.6	35,149.73	1	1	100.0	1	0
2015	8870	1099	1319 W. 19th Street / Rehab	COM	14A	LMH	38,321.54	100.0	38,321.54	1	1	100.0	1	0
2015 TOTALS: BUDGETED/UNDERWAY							0.00	0.0	0.00	0	0	0.0	0	0
COMPLETED							409,398.45	74.1	303,568.78	8	8	100.0	8	0
							409,398.45	74.1	303,568.78	8	8	100.0	8	0

PGM YEAR	PROJ ID	IDIS ACT ID	ACTIVITY NAME	STATUS	MTX CD	NTL OBJ	Total EST. AMT	% CDBG	CDBG DRAWN AMOUNT	OCCUPIED TOTAL	UNITS L/M	% L/M	CUMULATIVE OCCUPIED OWNER	UNITS RENTER
2014	0529	1036	CDBG HOUSING REHAB ADMINISTRATION	COM	14H	LMC	44,262.69	0.0	44,262.69	0	0	0.0	0	0
2014	3429	1044	1557 DENVER WAY - REHAB	COM	14A	LMH	101,729.29	8.5	8,662.29	1	1	100.0	1	0
2014	3429	1048	2943 WAINWRIGHT AVE - REHAB	COM	14A	LMH	216,006.65	13.9	29,978.65	1	1	100.0	1	0
2014	3429	1053	2652 10TH AVENUE - REHAB	COM	14A	LMH	189,043.39	13.8	26,006.39	1	1	100.0	1	0

IDIS - PR10

U.S. Department of Housing and Urban Development
Office of Community Planning and Development
Integrated Disbursement and Information System
CDBG Housing Activities
MERCED, CA

DATE: 09-03-19
TIME: 15:32
PAGE: 3

2014	5024	1055 1798 GLEN AVE. - HOUSING REHAB	COM	14A	LMH	151,976.33	100.0	151,976.33	1	1	100.0	1	0
2014	5024	1059 945 Q STREET - REHAB	COM	14A	LMH	63,569.02	41.8	26,581.24	1	1	100.0	1	0
2014		TOTALS: BUDGETED/UNDERWAY				0.00	0.0	0.00	0	0	0.0	0	0
		COMPLETED				766,587.37	37.4	287,467.59	5	5	100.0	5	0
						766,587.37	37.4	287,467.59	5	5	100.0	5	0

PGM YEAR	PROJ ID	IDIS ACT ID	ACTIVITY NAME	STATUS	MTX CD	NTL OBJ	Total EST. AMT	% CDBG	CDBG DRAWN AMOUNT	OCCUPIED TOTAL	UNITS L/M	% L/M	CUMULATIVE OCCUPIED OWNER	UNITS RENTER
2013	0782	1012	CDBG HOUSING PROGRAM OPERATIONS	COM	14H	LMC	106,804.35	0.0	106,804.35	0	0	0.0	0	0
2013	5675	1029	ACQUISITION & REHABILITATION OF DUPLEX	COM	14B	LMH	580,152.68	10.6	61,417.00	2	2	100.0	0	2
2013	9544	1027	HOUSING REHAB - 128 W. 13TH ST	COM	14A	LMH	73,549.66	100.0	73,549.66	1	1	100.0	1	0
2013	9544	1030	HOUSING REHAB - 454 W. 8TH ST	COM	14A	LMH	67,441.20	100.0	67,441.20	1	1	100.0	1	0
2013	9544	1031	HOUSING REHAB - 1229 W. 10TH ST	COM	14A	LMH	10,421.82	100.0	10,421.82	1	1	100.0	1	0
2013	9544	1032	HOUSING REHAB - 420 IROQUOIS ST	COM	14A	LMH	6,487.00	100.0	6,487.00	1	1	100.0	1	0
2013	9544	1034	HOUSING REHAB - 2633 10TH AVE.	COM	14G	LMH	138,313.62	33.0	45,666.62	1	1	100.0	1	0
2013		TOTALS: BUDGETED/UNDERWAY				0.00	0.0	0.00	0	0	0.0	0	0	
		COMPLETED				983,170.33	37.8	371,787.65	7	7	100.0	5	2	
						983,170.33	37.8	371,787.65	7	7	100.0	5	2	

PGM YEAR	PROJ ID	IDIS ACT ID	ACTIVITY NAME	STATUS	MTX CD	NTL OBJ	Total EST. AMT	% CDBG	CDBG DRAWN AMOUNT	OCCUPIED TOTAL	UNITS L/M	% L/M	CUMULATIVE OCCUPIED OWNER	UNITS RENTER
2011	3299	985	911 W. 14TH STREET	COM	14A	LMH	14,508.84	100.0	14,508.84	1	1	100.0	1	0
2011	3299	987	1775 W. 7TH STREET	COM	14A	LMH	24,079.39	100.0	24,079.39	1	1	100.0	1	0
2011	3299	989	650 SAN DIEGO CT.	COM	14I	LMH	500.00	100.0	500.00	1	1	100.0	1	0
2011	3306	984	CDBG HOUSING PROGRAM OPERATIONS	COM	14H	LMA	393,257.39	0.0	393,257.39	0	0	0.0	0	0

IDIS - PR10

U.S. Department of Housing and Urban Development
Office of Community Planning and Development
Integrated Disbursement and Information System
CDBG Housing Activities
MERCED, CA

DATE: 09-03-19
TIME: 15:32
PAGE: 4

2011		TOTALS: BUDGETED/UNDERWAY				0.00	0.0	0.00	0	0	0.0	0	0
		COMPLETED				432,345.62	100.0	432,345.62	3	3	100.0	3	0
						432,345.62	100.0	432,345.62	3	3	100.0	3	0

PGM YEAR	PROJ ID	IDIS ACT ID	ACTIVITY NAME	STATUS	MTX CD	NTL OBJ	Total EST. AMT	% CDBG	CDBG DRAWN AMOUNT	OCCUPIED TOTAL	UNITS L/M	% L/M	CUMULATIVE OCCUPIED OWNER	UNITS RENTER
2010	9055	961	CDBG HOUSING PROGRAM OPERATIONS	COM	14H	LMA	386,532.68	0.0	386,532.68	0	0	0.0	0	0
2010		TOTALS: BUDGETED/UNDERWAY				0.00	0.0	0.00	0	0	0.0	0	0	
		COMPLETED				386,532.68	100.0	386,532.68	0	0	0.0	0	0	
						386,532.68	100.0	386,532.68	0	0	0.0	0	0	

PGM YEAR	PROJ ID	IDIS ACT ID	ACTIVITY NAME	STATUS	MTX CD	NTL OBJ	Total EST. AMT	% CDBG	CDBG DRAWN AMOUNT	OCCUPIED TOTAL	UNITS L/M	% L/M	CUMULATIVE OCCUPIED OWNER	UNITS RENTER
2009	5146	919	CDBG HOUSING PROGRAM OPERATIONS	COM	14H	LMA	403,310.98	0.0	403,310.98	0	0	0.0	0	0
2009		TOTALS: BUDGETED/UNDERWAY				0.00	0.0	0.00	0	0	0.0	0	0	
		COMPLETED				403,310.98	100.0	403,310.98	0	0	0.0	0	0	
						403,310.98	100.0	403,310.98	0	0	0.0	0	0	

PGM YEAR	PROJ ID	IDIS ACT ID	ACTIVITY NAME	STATUS	MTX CD	NTL OBJ	Total EST. AMT	% CDBG	CDBG DRAWN AMOUNT	OCCUPIED TOTAL	UNITS L/M	% L/M	CUMULATIVE OCCUPIED OWNER	UNITS RENTER
2008	0001	910	937 W. 14TH STREET	COM	14A	LMH	9,975.34	100.0	9,975.34	1	1	100.0	1	0
2008	0014	906	CDBG HOUSING PROGRAM OPERATIONS	COM	14H	LMA	238,621.57	0.0	238,621.57	0	0	0.0	0	0
2008		TOTALS: BUDGETED/UNDERWAY				0.00	0.0	0.00	0	0	0.0	0	0	
		COMPLETED				248,596.91	100.0	248,596.91	1	1	100.0	1	0	

IDIS - PR10

U.S. Department of Housing and Urban Development
Office of Community Planning and Development
Integrated Disbursement and Information System
CDBG Housing Activities
MERCED, CA

DATE: 09-03-19
TIME: 15:32
PAGE: 5

										248,596.91	100.0	248,596.91	1	1	100.0	1	0
PGM YEAR	PROJ ID	IDIS ACT ID	ACTIVITY NAME	STATUS	MTX CD	NTL OBJ	Total EST. AMT	% CDBG	CDBG DRAWN AMOUNT	OCCUPIED TOTAL	UNITS L/M	% L/M	CUMULATIVE OCCUPIED OWNER	UNITS RENTER			
2007	0001	895	939 W. 6TH STREET	COM	14A	LMH	180,081.43	91.2	164,200.43	2	2	100.0	2	0			
2007	0012	890	ACTIVITY DELIVERY COST REHABILITATION	COM	14A	LMH	361,863.49	0.0	361,863.49	0	0	0.0	0	0			
2007 TOTALS: BUDGETED/UNDERWAY							0.00	0.0	0.00	0	0	0.0	0	0			
COMPLETED							541,944.92	97.0	526,063.92	2	2	100.0	2	0			
							541,944.92	97.0	526,063.92	2	2	100.0	2	0			
PGM YEAR	PROJ ID	IDIS ACT ID	ACTIVITY NAME	STATUS	MTX CD	NTL OBJ	Total EST. AMT	% CDBG	CDBG DRAWN AMOUNT	OCCUPIED TOTAL	UNITS L/M	% L/M	CUMULATIVE OCCUPIED OWNER	UNITS RENTER			
2006	0001	865	GARZA, JOSE	COM	14B	LMH	88,574.57	100.0	88,574.57	4	4	100.0	0	4			
2006	0001	868	MESA, FRANCESCA	COM	14A	LMH	295,428.41	25.1	74,127.59	1	1	100.0	1	0			
2006	0001	876	HIGAREDA, LAURA	COM	14A	LMH	10,951.77	100.0	10,951.77	1	1	100.0	1	0			
2006	0001	877	RESENDEZ, CARMEN	COM	14A	LMH	182,513.09	100.0	182,513.09	1	1	100.0	1	0			
2006	0001	878	THERIOT, JOSEPH	COM	14A	LMH	30,040.24	100.0	30,040.24	1	1	100.0	1	0			
2006	0009	856	ACTIVITY DELIVERY COST (REHABILITATION)	COM	14A	LMH	443,618.57	0.0	443,618.57	0	0	0.0	0	0			
2006 TOTALS: BUDGETED/UNDERWAY							0.00	0.0	0.00	0	0	0.0	0	0			
COMPLETED							1,051,126.65	78.9	829,825.83	8	8	100.0	4	4			
							1,051,126.65	78.9	829,825.83	8	8	100.0	4	4			
PGM YEAR	PROJ ID	IDIS ACT ID	ACTIVITY NAME	STATUS	MTX CD	NTL OBJ	Total EST. AMT	% CDBG	CDBG DRAWN AMOUNT	OCCUPIED TOTAL	UNITS L/M	% L/M	CUMULATIVE OCCUPIED OWNER	UNITS RENTER			

IDIS - PR10

U.S. Department of Housing and Urban Development
Office of Community Planning and Development
Integrated Disbursement and Information System
CDBG Housing Activities
MERCED, CA

DATE: 09-03-19
TIME: 15:32
PAGE: 6

2005	0001	808	ESTRADA, ANGEL		COM	14A	LMH	2,515.00	15.9	400.00	1	1	100.0	0	1
2005	0001	809	BANDA, ALICE		COM	14A	LMH	167,186.00	0.2	400.00	1	1	100.0	0	1
2005	0001	810	MORRIS, ABBY		COM	14A	LMH	540.00	100.0	540.00	1	1	100.0	0	1
2005	0001	811	DOVALES, LUCY		COM	14A	LMH	375.00	100.0	375.00	1	1	100.0	1	0
2005	0001	813	DUENAS, BENJAMIN		COM	14A	LMH	16,106.00	100.0	16,106.00	1	1	100.0	0	1
2005	0001	825	MURRAY, STEPANIE		COM	14A	LMH	6,600.00	100.0	6,600.00	1	1	100.0	1	0
2005	0001	827	VALENCIA, THERESA		COM	14A	LMH	420.00	100.0	420.00	1	1	100.0	1	0
2005	0001	828	GUTIERREZ, AURORA		COM	14A	LMH	60.00	100.0	60.00	1	1	100.0	1	0
2005	0001	829	BEATTIE, CHARLOTTE		COM	14A	LMH	60.00	100.0	60.00	1	1	100.0	1	0
2005	0001	831	MEDINA, JOSE		COM	14A	LMH	7,536.00	34.2	2,581.00	1	1	100.0	1	0
2005	0001	834	DAVENPORT, MONTE		COM	14A	LMH	64,311.53	100.0	64,311.53	1	1	100.0	0	1
2005	0008	819	ACTIVITY DELIVERY COST (REHABILITATION)		COM	14A	LMH	441,222.47	0.0	441,222.47	0	0	0.0	0	0
2005 TOTALS: BUDGETED/UNDERWAY								0.00	0.0	0.00	0	0	0.0	0	0
COMPLETED								706,932.00	75.4	533,076.00	11	11	100.0	6	5
								706,932.00	75.4	533,076.00	11	11	100.0	6	5

PGM	PROJ	IDIS			MTX	NTL	Total			CDBG	OCCUPIED	UNITS			% L/M	CUMULATIVE	UNITS
YEAR	ID	ACT ID	ACTIVITY NAME		STATUS	CD	OBJ	EST. AMT	% CDBG	DRAWN AMOUNT	TOTAL	L/M			% L/M	OWNER	RENTER
2004	0001	767	COLLINS, RICHARD		COM	14A	LMH	56,684.23	1.0	555.00	1	1	100.0			0	1
2004	0001	768	HERNANDEZ, WILFREDO		COM	14A	LMH	51,365.78	0.1	60.00	1	1	100.0			0	1
2004	0001	780	BEDARD, STELLA		COM	14A	LMH	8,483.76	100.0	8,483.76	1	1	100.0			0	1
2004	0001	787	GONZALES, TERESA		COM	14A	LMH	5,750.00	100.0	5,750.00	1	1	100.0			0	1
2004	0001	789	JOHNSON, ARTHUR		COM	14A	LMH	49,354.33	100.0	49,354.33	1	1	100.0			1	0
2004	0001	792	ANDRADE, SOYLA		COM	14A	LMH	51,322.70	100.0	51,322.70	1	1	100.0			0	1
2004	0001	794	ELDRIDGE, MAXINE		COM	14A	LMH	1,625.00	0.0	0.00	1	1	100.0			0	1
2004	0001	796	GARZA, JOSE		COM	14B	LMH	113,688.92	100.0	113,688.92	4	4	100.0			0	4
2004	0001	797	MOJICA, SYLVIA		COM	14A	LMH	167,492.86	100.0	167,492.86	1	1	100.0			1	0

IDIS - PR10

U.S. Department of Housing and Urban Development
Office of Community Planning and Development
Integrated Disbursement and Information System
CDBG Housing Activities
MERCED, CA

DATE: 09-03-19
TIME: 15:32
PAGE: 7

2004	0001	798 MUNOZ, MARY	COM	14A	LMH	167,849.66	98.5	165,249.66	1	1	100.0	0	1
2004	0001	799 VILLA, SANDRA	COM	14A	LMH	13,587.92	100.0	13,587.92	1	1	100.0	0	1
2004	0001	800 ZAMRIPPA, ANITA	COM	14A	LMH	33,159.60	100.0	33,159.60	1	1	100.0	0	1
2004	0001	802 MARTINEZ-CASIAS, HELEN	COM	14A	LMH	169,365.19	100.0	169,365.19	1	1	100.0	0	1
2004	0001	803 STEVERSON, CHRISTINE	COM	14A	LMH	70,033.95	100.0	70,033.95	1	1	100.0	0	1
2004	0001	806 SHEPPARD, LONNIE	COM	14A	LMH	10,051.00	100.0	10,051.00	1	1	100.0	1	0
2004	0036	765 ACTIVITY DELIVERY COST (REHABILITATION)	COM	14A	LMH	423,925.37	0.0	423,925.37	0	0	0.0	0	0
2004 TOTALS: BUDGETED/UNDERWAY						0.00	0.0	0.00	0	0	0.0	0	0
COMPLETED						1,393,740.27	91.9	1,282,080.26	18	18	100.0	3	15
						1,393,740.27	91.9	1,282,080.26	18	18	100.0	3	15

PGM	PROJ	IDIS	MTX	NLT	Total	CDBG	OCCUPIED	UNITS	% L/M	CUMULATIVE	UNITS		
YEAR	ID	ACT ID	CD	OBJ	EST. AMT	% CDBG	TOTAL	L/M	% L/M	OWNER	RENTER		
2003	0001	709 GONZALES, RAUL	COM	14A	LMH	977.50	100.0	977.50	1	1	100.0	0	1
2003	0001	710 PERKINS, GWENDOLYN	COM	14A	LMH	87,810.26	100.0	87,810.26	1	1	100.0	0	1
2003	0001	711 MINOR, PETE	COM	14A	LMH	2,500.00	100.0	2,500.00	1	1	100.0	0	1
2003	0001	712 ELLIOTT, MADGE	COM	14A	LMH	106,798.21	100.0	106,798.21	1	1	100.0	0	1
2003	0001	713 ALJAWFI, MARIA CRISTINA	COM	14A	LMH	87,130.86	100.0	87,130.86	1	1	100.0	0	1
2003	0001	721 DELGADO, RAMON GARCIA	COM	14A	LMH	80,951.47	100.0	80,951.47	1	1	100.0	0	1
2003	0001	722 RODRIGUEZ, CELESTE	COM	14A	LMH	64,282.61	100.0	64,282.61	1	1	100.0	0	1
2003	0001	728 CONTRERAS, EVELYN	COM	14A	LMH	38,813.66	100.0	38,813.66	1	1	100.0	0	1
2003	0001	731 MITCHELL, HAROLD	COM	14A	LMH	42,925.08	0.0	0.00	1	1	100.0	0	1
2003	0001	732 VEGA, JOSE	COM	14A	LMH	113,677.01	100.0	113,677.01	1	1	100.0	0	1
2003	0001	734 RACHO, GIL	COM	14A	LMH	7,260.73	100.0	7,260.73	1	1	100.0	0	1
2003	0001	735 TREANOR, MARJORIE	COM	14A	LMH	6,499.00	100.0	6,499.00	1	1	100.0	0	1
2003	0001	736 SPECHT, DENISE	COM	14B	LMH	137,854.65	100.0	137,854.65	2	2	100.0	0	2
2003	0001	737 MUNOZ, RACHEL	COM	14A	LMH	76,505.26	0.0	0.00	1	1	100.0	0	1

IDIS - PR10

U.S. Department of Housing and Urban Development
Office of Community Planning and Development
Integrated Disbursement and Information System
CDBG Housing Activities
MERCED, CA

DATE: 09-03-19
TIME: 15:32
PAGE: 8

2003	0001	738 CURTICE, ROBIN	COM	14A	LMH	101,223.07	0.6	595.00	1	1	100.0	0	1
2003	0001	739 CENTRAL VALLEY COALITION	COM	14B	LMH	119,972.00	100.0	119,972.00	27	27	100.0	0	27
2003	0001	744 CLEMENTS, LETICIA	COM	14A	LMH	59,198.75	100.0	59,198.75	1	1	100.0	0	1
2003	0001	745 ROCQUEMORE, KENNETH	COM	14A	LMH	124,541.03	100.0	124,541.03	1	1	100.0	0	1
2003	0001	746 CAMP, CYNTHIA	COM	14A	LMH	57,219.23	100.0	57,219.23	1	1	100.0	0	1
2003	0001	747 BUSTAMANTE, MANUEL	COM	14A	LMH	64,584.07	0.6	400.00	1	1	100.0	0	1
2003	0001	749 TOVES, MARGIE	COM	14A	LMH	455.00	100.0	455.00	1	1	100.0	0	1
2003	0001	750 VALLE, MANUEL	COM	14A	LMH	76,537.86	100.0	76,537.86	1	1	100.0	0	1
2003	0001	751 RAMIREZ, GILBERT	COM	14A	LMH	96,881.85	29.7	28,780.91	1	1	100.0	0	1
2003	0001	755 HERNANDEZ, RAMON & YOLANDA	COM	14A	LMH	50,743.38	1.6	800.00	1	1	100.0	0	1
2003	0001	756 ZOPOLOS, JAMES	COM	14A	LMH	48,590.00	100.0	48,590.00	1	1	100.0	0	1
2003	0001	757 SANCHEZ, JUAN	COM	14A	LMH	52,505.30	0.0	0.00	1	1	100.0	0	1
2003	0001	758 LOEFERS, GERALD & DIANA	COM	14A	LMH	67,781.63	9.4	6,340.00	1	1	100.0	0	1
2003	0001	759 TOMLINSON, RUTH	COM	14A	LMH	57,455.62	1.8	1,035.00	1	1	100.0	0	1
2003	0034	719 ACTIVITY DELIVERY COST (REHABILITATION)	COM	14A	LMH	351,536.51	0.0	351,536.51	0	0	0.0	0	0
2003 TOTALS: BUDGETED/UNDERWAY						0.00	0.0	0.00	0	0	0.0	0	0
COMPLETED						2,183,211.60	73.7	1,610,557.25	55	55	100.0	0	55
						2,183,211.60	73.7	1,610,557.25	55	55	100.0	0	55

PGM	PROJ	IDIS	MTX	NLT	Total	CDBG	OCCUPIED	UNITS	% L/M	CUMULATIVE	UNITS		
YEAR	ID	ACT ID	CD	OBJ	EST. AMT	% CDBG	TOTAL	L/M	% L/M	OWNER	RENTER		
2002	0001	676 GUEST, BEVERLY	COM	14A	LMH	16,096.87	100.0	16,096.87	1	1	100.0	0	1
2002	0001	677 KAMENSKI, PAT	COM	14A	LMH	11,850.48	100.0	11,850.48	1	1	100.0	0	1
2002	0001	680 MAPP, MINVARE	COM	14A	LMH	49,048.06	100.0	49,048.06	1	1	100.0	0	1
2002	0001	681 GREEN, GERALDINE	COM	14A	LMH	63,056.09	98.9	62,356.09	1	1	100.0	0	1
2002	0001	682 VALERO, LUPE	COM	14A	LMH	69,777.36	100.0	69,777.36	1	1	100.0	0	1
2002	0001	686 FLORES, LUPE	COM	14A	LMH	40,537.06	100.0	40,537.06	1	1	100.0	0	1

IDIS - PR10

U.S. Department of Housing and Urban Development
Office of Community Planning and Development
Integrated Disbursement and Information System
CDBG Housing Activities
MERCED, CA

DATE: 09-03-19
TIME: 15:32
PAGE: 9

2002	0001	687	TOMLINSON, MARSHA	COM	14A	LMH	80,831.53	100.0	80,831.53	1	1	100.0	0	1
2002	0001	688	SALMERI, CAROL	COM	14A	LMH	110,290.00	100.0	110,290.00	2	2	100.0	0	2
2002	0001	690	GRIFFIN, CAMRON	COM	14A	LMH	114,597.24	100.0	114,597.24	1	1	100.0	0	1
2002	0001	691	BEJARANO, RAYMOND	COM	14A	LMH	4,773.45	100.0	4,773.45	1	1	100.0	0	1
2002	0001	696	VEASLEY, HEWITT	COM	14A	LMH	68,858.41	100.0	68,858.41	1	1	100.0	0	1
2002	0001	697	ZOPOLOS, JAMES	COM	14G	LMH	52,690.00	100.0	52,690.00	3	3	100.0	0	3
2002	0001	698	SABALA, CHAD	COM	14A	LMH	120,130.09	100.0	120,130.09	1	1	100.0	0	1
2002	0026	665	ACTIVITY DELIVERY COST (REHABILITATION)	COM	14A	LMH	312,979.43	0.0	312,979.43	0	0	0.0	0	0
2002 TOTALS: BUDGETED/UNDERWAY							0.00	0.0	0.00	0	0	0.0	0	0
COMPLETED							1,115,516.07	99.9	1,114,816.07	16	16	100.0	0	16
							1,115,516.07	99.9	1,114,816.07	16	16	100.0	0	16

PGM	PROJ	IDIS			MTX	NLT	Total		CDBG	OCCUPIED	UNITS		CUMULATIVE	
YEAR	ID	ACT ID	ACTIVITY NAME	STATUS	CD	OBJ	EST. AMT	% CDBG	DRAWN AMOUNT	TOTAL	L/M	% L/M	OWNER	RENTER
2001	0001	627	BRANTLEY, DAVID	COM	14A	LMH	45,647.50	0.0	0.00	1	1	100.0	0	1
2001	0001	638	BEATTIE, DOROTHY	COM	14A	LMH	58,440.47	7.2	4,205.50	1	1	100.0	0	1
2001	0001	649	GREEN, GERALDINE	COM	14A	LMH	5,121.33	100.0	5,121.33	1	1	100.0	0	1
2001	0001	652	VEGA, MARTIN	COM	14A	LMH	37,497.66	0.0	0.00	1	0	0.0	0	1
2001	0001	653	LINCOLN, DONNA	COM	14A	LMH	28,229.33	0.0	0.00	1	1	100.0	0	1
2001	0001	659	CURIEL, TERESA	COM	14A	LMH	415.00	100.0	415.00	1	1	100.0	0	1
2001	0025	618	ACTIVITY DELIVERY COST (REHABILITATION)	COM	14A	LMH	353,122.66	0.0	353,122.66	0	0	0.0	0	0
2001 TOTALS: BUDGETED/UNDERWAY							0.00	0.0	0.00	0	0	0.0	0	0
COMPLETED							528,473.95	68.6	362,864.49	6	5	83.3	0	6
							528,473.95	68.6	362,864.49	6	5	83.3	0	

IDIS - PR10

U.S. Department of Housing and Urban Development
Office of Community Planning and Development
Integrated Disbursement and Information System
CDBG Housing Activities
MERCED, CA

DATE: 09-03-19
TIME: 15:32
PAGE: 10

PGM	PROJ	IDIS				MTX	NLT		Total		CDBG	OCCUPIED	UNITS		CUMULATIVE	
YEAR	ID	ACT ID	ACTIVITY NAME	STATUS	CD	OBJ			EST. AMT	% CDBG	DRAWN AMOUNT	TOTAL	L/M	% L/M	OWNER	RENTER
2000	0001	536	SPRAGGINS, JOYCE	COM	14A	LMH			2,975.00	100.0	2,975.00		1	1	100.0	0
2000	0001	561	COMMUNITY SOCIAL MODEL ADVOCATES	COM	14A	LMH			29,514.90	100.0	29,514.90		1	1	100.0	0
2000	0001	566	GARZA, ERNESTINA	COM	14A	LMH			52,323.45	100.0	52,323.45		2	2	100.0	0
2000	0001	574	MASENGALE, ALAN & BETTY	COM	14A	LMH			63,621.29	63.5	40,395.00		1	1	100.0	0
2000	0001	576	MARTINEZ, JESUS & ROSA	COM	14A	LMH			12,582.27	100.0	12,582.27		1	1	100.0	0
2000	0001	577	HERNANDEZ, ALFRED	COM	14A	LMH			3,406.00	100.0	3,406.00		1	1	100.0	0
2000	0001	578	CORTEZ, MARIA	COM	14A	LMH			15,909.66	100.0	15,909.66		1	1	100.0	0
2000	0001	584	CHAM WEST INC.	COM	14A	LMH			58,596.62	100.0	58,596.62		1	1	100.0	0
2000	0001	585	MURILLO, MANUEL	COM	14A	LMH			12,464.30	100.0	12,464.30		1	1	100.0	0
2000	0001	586	MORRIS, ESSIE	COM	14A	LMH			4,836.09	100.0	4,836.09		1	1	100.0	0
2000	0001	587	DIAS, MINERVA	COM	14A	LMH			5,970.00	100.0	5,970.00		1	1	100.0	0
2000	0001	593	TORRES, ROBERT	COM	14A	LMH			23,870.36	100.0	23,870.36		1	1	100.0	0
2000	0001	594	ANDRADE, JORGE	COM	14A	LMH			4,302.00	100.0	4,302.00		1	1	100.0	0
2000	0023	558	ACTIVITY DELIVERY COST (REHABILITATION)	COM	14H	LMH			309,228.95	0.0	309,228.95		0	0	0.0	0
2000 TOTALS: BUDGETED/UNDERWAY									0.00	0.0	0.00		0	0	0.0	0
COMPLETED									599,600.89	96.1	576,374.60		14	14	100.0	0
									599,600.89	96.1	576,374.60		14	14	100.0	0

PGM	PROJ	IDIS		MTX	NLT	Total	CDBG	OCCUPIED	UNITS	CUMULATIVE				
YEAR	ID	ACT ID	ACTIVITY NAME	STATUS	CD	OBJ	EST. AMT	% CDBG	DRAWN AMOUNT	TOTAL	L/M	% L/M	OWNER	RENTER
1999	0001	467	ENRIQUEZ, RODRIGO & JULIE	COM	14A	LMH	15,757.87	100.0	15,757.87	1	1	100.0	0	1
1999	0001	468	FORD, DOUGLAS	COM	14A	LMH	20,674.81	100.0	20,674.81	1	1	100.0	0	1
1999	0001	476	GOMEZ, JUANA	COM	14A	LMH	150.00	100.0	150.00	1	1	100.0	0	1
1999	0001	481	ZAMORA, RAMON & CELIA	COM	14A	LMH	3,175.30	100.0	3,175.30	1	1	100.0	0	1

IDIS - PR10

U.S. Department of Housing and Urban Development
Office of Community Planning and Development
Integrated Disbursement and Information System
CDBG Housing Activities
MERCED, CA

DATE: 09-03-19
TIME: 15:32
PAGE: 11

1999	0001	484 HARRIS, LEE	COM	14A	LMH	700.00	100.0	700.00	1	1	100.0	0	1
1999	0001	496 BASKINS, WILLIAM AND CORA	COM	14A	LMH	6,972.60	100.0	6,972.60	1	1	100.0	0	1
1999	0001	505 MOUA, YA YING	COM	14A	LMH	11,857.78	100.0	11,857.78	1	1	100.0	0	1
1999	0001	506 SCOTT, JOANNA	COM	14A	LMH	35,560.87	100.0	35,560.87	1	1	100.0	0	1
1999	0001	507 VAUGHN, FRANCES	COM	14A	LMH	26,276.32	100.0	26,276.32	1	1	100.0	0	1
1999	0020	460 ACTIVITY DELIVERY COST (REHABILITATION)	COM	14H	LMH	236,444.63	0.0	236,444.63	0	0	0.0	0	0
1999 TOTALS: BUDGETED/UNDERWAY						0.00	0.0	0.00	0	0	0.0	0	0
COMPLETED						357,570.18	100.0	357,570.18	9	9	100.0	0	9
						357,570.18	100.0	357,570.18	9	9	100.0	0	9

PGM YEAR	PROJ ID	IDIS ACT ID	ACTIVITY NAME	STATUS	MTX CD	NTL OBJ	Total EST. AMT	% CDBG	CDBG DRAWN AMOUNT	OCCUPIED TOTAL	UNITS L/M	% L/M	CUMULATIVE OCCUPIED OWNER	UNITS RENTER
1998	0001	330	LAWRENCE, CYRIL	COM	14A	LMH	196,000.00	100.0	196,000.00	2	2	100.0	0	2
1998	0001	333	HEIL, JUDITH	COM	14A	LMH	1,793.00	100.0	1,793.00	1	1	100.0	0	1
1998	0001	336	GAMEZ, ROBERT	COM	14A	LMH	10,181.00	100.0	10,181.00	1	1	100.0	0	1
1998	0001	341	BREWER, ODELL	COM	14A	LMH	1,620.00	100.0	1,620.00	1	1	100.0	0	1
1998	0001	355	GOVEA, JORGE	COM	14A		0.00		0.00	0	0	0.0	0	0
1998	0001	378	SANCHEZ, SHIRLEY	COM	14A	LMH	6,219.65	100.0	6,219.65	1	1	100.0	0	1
1998	0001	379	ROMERO, ROBERTO	COM	14A	LMH	26,580.92	100.0	26,580.92	1	1	100.0	0	1
1998	0001	392	BECCERRA, THERESA	COM	14A	LMH	49,028.10	100.0	49,028.10	1	1	100.0	0	1
1998	0001	409	CAMPI, VIVIAN	COM	14A	LMH	8,337.53	100.0	8,337.53	1	1	100.0	0	1
1998	0001	425	HOLLON, NANCY	COM	14A	LMH	41,317.79	100.0	41,317.79	1	1	100.0	0	1
1998	0001	428	CURIEL, THELMA	COM	14A	LMH	900.00	100.0	900.00	1	1	100.0	0	1
1998	0003	335	DERBY, RICHARD	COM	14A	LMH	5,395.00	100.0	5,395.00	1	1	100.0	0	1
1998	0003	340	VANCIL, PEGGY L.	COM	14A	LMH	7,560.80	100.0	7,560.80	1	1	100.0	0	1
1998	0003	410	MOORE, CECIL	COM	14A	LMH	4,282.04	100.0	4,282.04	1	1	100.0	0	1
1998	0003	420	CURIEL, MARGARITA	COM	14A	LMH	3,398.00	100.0	3,398.00	1	1	100.0	0	1

IDIS - PR10

U.S. Department of Housing and Urban Development
Office of Community Planning and Development
Integrated Disbursement and Information System
CDBG Housing Activities
MERCED, CA

DATE: 09-03-19
TIME: 15:32
PAGE: 12

1998	0003	426 COLOMER, MARIA	COM	14A	LMH	4,270.96	100.0	4,270.96	1	1	100.0	0	1
1998	0003	427 COMMUNITY SOCIAL MODEL ADVOCATES	COM	14A	LMH	6,707.61	100.0	6,707.61	1	1	100.0	0	1
1998	0003	430 MENDOZA, MIGUEL	COM	14A	LMH	300.00	100.0	300.00	1	1	100.0	0	1
1998	0003	432 STANLEY, DAWN	COM	14A	LMH	5,255.00	100.0	5,255.00	1	1	100.0	0	1
1998	0019	342 ACTIVITY DELIVER COST (REHABILITATION)	COM	14H	LMH	295,550.22	0.0	295,550.22	0	0	0.0	0	0
1998 TOTALS: BUDGETED/UNDERWAY						0.00	0.0	0.00	0	0	0.0	0	0
COMPLETED						674,697.62	100.0	674,697.62	19	19	100.0	0	19
						674,697.62	100.0	674,697.62	19	19	100.0	0	19

PGM YEAR	PROJ ID	IDIS ACT ID	ACTIVITY NAME	STATUS	MTX CD	NTL OBJ	Total EST. AMT	% CDBG	CDBG DRAWN AMOUNT	OCCUPIED TOTAL	UNITS L/M	% L/M	CUMULATIVE OCCUPIED OWNER	UNITS RENTER
1997	0001	172	MARTINEZ, LYDIA	COM	14A	LMH	27,828.02	100.0	27,828.02	1	1	100.0	0	1
1997	0001	173	SANCHEZ, MARIA	COM	14A	LMH	62,099.18	100.0	62,099.18	1	1	100.0	0	1
1997	0001	174	BEGA, DELLA ROSE	COM	14A	LMH	6,084.65	100.0	6,084.65	1	1	100.0	0	1
1997	0001	175	MILLS, BELINDA	COM	14A	LMH	4,679.00	100.0	4,679.00	1	1	100.0	0	1
1997	0001	176	LUOPA, SARA	COM	14A	LMH	924.95	100.0	924.95	1	1	100.0	0	1
1997	0001	177	MERRIMAN, AUGUSTUS AND RUTH	COM	14A	LMH	1,145.29	100.0	1,145.29	1	1	100.0	0	1
1997	0001	178	ARROYO, JOSE AND MARIA	COM	14A	LMH	8,675.67	100.0	8,675.67	1	1	100.0	0	1
1997	0001	179	KAMINSKI, PATRICIA	COM	14A	LMH	5,419.50	100.0	5,419.50	1	1	100.0	0	1
1997	0001	181	NISTICO, JAINE	COM	14A	LMH	1,065.02	100.0	1,065.02	1	1	100.0	0	1
1997	0001	182	FENSKE, MARY	COM	14A	LMH	31,817.85	100.0	31,817.85	1	1	100.0	0	1
1997	0001	183	FITZGIBBON, KATHLEEN	COM	14A	LMH	47,731.58	100.0	47,731.58	1	1	100.0	0	1
1997	0001	207	HANCOCK, DONNA	COM	14A	LMH	0.00		0.00	1	1	100.0	0	1
1997	0001	209	HARRIS, LEE	COM	14A	LMH	630.73	100.0	630.73	1	1	100.0	0	1
1997	0001	218	FERREL, RALPH	COM	14A	LMH	20,211.09	100.0	20,211.09	1	1	100.0	0	1
1997	0001	232	MENDOZA, MIGUEL	COM	14A	LMH	1,823.71	100.0	1,823.71	1	1	100.0	0	1
1997	0001	242	ALEMAN, RUBEN AND ESTELLA	COM	14A	LMH	35,419.99	100.0	35,419.99	1	1	100.0	0	1

IDIS - PR10

U.S. Department of Housing and Urban Development
Office of Community Planning and Development
Integrated Disbursement and Information System
CDBG Housing Activities
MERCED, CA

DATE: 09-03-19
TIME: 15:32
PAGE: 13

1997	0001	243	GAMES, ROBERT	COM	14A	LMH	43,103.25	100.0	43,103.25	1	1	100.0	0	1
1997	0001	244	NARANJO, ANTHONY	COM	14A	LMH	27,947.64	100.0	27,947.64	1	1	100.0	0	1
1997	0001	269	HEIL, JUDITH	COM	14A	LMH	42,204.50	100.0	42,204.50	1	1	100.0	0	1
1997	0001	270	AVELAR, RUBEN	COM	14A	LMH	5,428.62	100.0	5,428.62	1	1	100.0	0	1
1997	0001	271	CURIEL, THELMA	COM	14A	LMH	39,053.09	100.0	39,053.09	1	1	100.0	0	1
1997	0001	272	LACAVA, JENNIE	COM	14A	LMH	1,715.00	100.0	1,715.00	1	1	100.0	0	1
1997	0001	284	GODINEZ, ROSA	COM	14A	LMH	46,426.10	100.0	46,426.10	1	1	100.0	0	1
1997	0001	292	TARIN, DOMINGO	COM	14A	LMH	13,281.92	100.0	13,281.92	1	1	100.0	0	1
1997	0001	304	PEREZ, LUIS	COM	14A	LMH	51,978.34	0.0	0.00	1	1	100.0	0	1
1997	0003	185	HANCOCK, DONNA	COM	14A	LMH	1,443.50	100.0	1,443.50	1	1	100.0	0	1
1997	0003	186	VANCIL, PEGGY	COM	14A	LMH	7,715.13	100.0	7,715.13	1	1	100.0	0	1
1997	0003	187	BELTETON, RIGOBERTO AND MARIA	COM	14A	LMH	751.60	100.0	751.60	1	1	100.0	0	1
1997	0003	210	SPRAGGINS, JOYCE	COM	14A	LMH	357.00	100.0	357.00	1	1	100.0	0	1
1997	0003	246	DELEON, JUANITA	COM	14A	LMH	4,252.00	100.0	4,252.00	1	1	100.0	0	1
1997	0003	274	MORRIS, ESSIE	COM	14A	LMH	6,191.10	100.0	6,191.10	1	1	100.0	0	1
1997	0003	294	CONE, MATHEW AND LINDA	COM	14A	LMH	1,645.00	100.0	1,645.00	1	1	100.0	0	1
1997	0003	295	YUEN, FRED	COM	14A	LMH	10,510.44	100.0	10,510.44	1	1	100.0	0	1
1997	0003	303	COLOMER, MARIA	COM	14A	LMH	2,795.00	100.0	2,795.00	1	1	100.0	0	1
1997	0003	311	DERBY, RICHARD	COM	14A	LMH	409.00	100.0	409.00	1	1	100.0	0	1
1997 TOTALS: BUDGETED/UNDERWAY							0.00	0.0	0.00	0	0	0.0	0	0
COMPLETED							562,764.46	90.7	510,786.12	35	35	100.0	0	35
							562,764.46	90.7	510,786.12	35	35	100.0	0	35

PGM	PROJ	IDIS	MTX	NTL	Total	CDBG	OCCUPIED	UNITS	CUMULATIVE					
YEAR	ID	ACT ID	STATUS	CD	OBJ	EST. AMT	% CDBG	DRAWN AMOUNT	TOTAL	L/M	% L/M	OWNER	RENTER	
1996	0001	160	FLORES, EDUARDO	COM	14A	LMH	38,566.50	100.0	38,566.50	1	1	100.0	0	1
1996	0001	161	KAMINSKI, PATRICIA	COM	14A	LMH	7,448.21	100.0	7,448.21	1	1	100.0	0	1

IDIS - PR10

U.S. Department of Housing and Urban Development
Office of Community Planning and Development
Integrated Disbursement and Information System
CDBG Housing Activities
MERCED, CA

DATE: 09-03-19
TIME: 15:32
PAGE: 14

1996	0001	162	MARTINEZ, LYDIA	COM	14A	LMH	6,019.34	100.0	6,019.34	1	1	100.0	0	1
1996	0001	163	SANCHEZ, MARIA	COM	14A	LMH	5,281.39	100.0	5,281.39	1	1	100.0	0	1
1996	0001	164	BEGA, DELLA ROSE	COM	14A	LMH	1,495.32	100.0	1,495.32	1	1	100.0	0	1
1996	0001	165	MENDOZA, MIGUEL	COM	14A	LMH	4,545.76	100.0	4,545.76	1	1	100.0	0	1
1996	0001	166	CHAVOYA, HENRY AND JOSEPHINE	COM	14A	LMH	4,049.07	100.0	4,049.07	1	1	100.0	0	1
1996	0001	167	LUOPA, SARA	COM	14A	LMH	5,430.64	100.0	5,430.64	1	1	100.0	0	1
1996	0001	168	MERIMAN, AUGUSTUS AND RUTH	COM	14A	LMH	2,289.73	100.0	2,289.73	1	1	100.0	0	1
1996	0001	169	ARROYO, JOSE	COM	14A	LMH	13,646.33	100.0	13,646.33	1	1	100.0	0	1
1996	0003	170	HOLLON, NANCY	COM	14A	LMH	3,142.19	100.0	3,142.19	1	1	100.0	0	1
1996	0003	171	VANCIL, PEGGY	COM	14A	LMH	873.02	100.0	873.02	1	1	100.0	0	1
1996 TOTALS: BUDGETED/UNDERWAY							0.00	0.0	0.00	0	0	0.0	0	0
COMPLETED							92,787.50	100.0	92,787.50	12	12	100.0	0	12
							92,787.50	100.0	92,787.50	12	12	100.0	0	12

PGM	PROJ	IDIS	MTX	NTL	Total	CDBG	OCCUPIED	UNITS	CUMULATIVE					
YEAR	ID	ACT ID	STATUS	CD	OBJ	EST. AMT	% CDBG	DRAWN AMOUNT	TOTAL	L/M	% L/M	OWNER	RENTER	
1994	0002	146	Unknown	COM	14A	LMH	0.00		0.00	6	6	100.0	0	6
1994	0002	148	Unknown	COM	14B	LMH	0.00		0.00	3	3	100.0	0	3
1994 TOTALS: BUDGETED/UNDERWAY							0.00	0.0	0.00	0	0	0.0	0	0
COMPLETED							0.00	0.0	0.00	9	9	100.0	0	9
							0.00	0.0	0.00	9	9	100.0	0	9

IDIS - PR15

U.S. Department of Housing and Urban Development
Office of Community Planning and Development
Integrated Disbursement and Information System
Cost Per Home-Assisted Unit/Family
MERCED, CA

DATE: 09-03-19
TIME: 15:35
PAGE: 1

Program Year: 2018

All Years - Completions

Activity Type	# of Units/ Families	Total Cost	Home Subsidy	Total Cost Per Unit/Family	Home Subsidy Per Unit/Family
ACQUISITION AND REHABILITATION	3	215,000	236,500	71,666	78,833
	3	215,000	236,500	71,666	78,833

* TBRA cost per family may include security deposits only and may be varying contract terms.

** Number of families who have received TBRA payments. Home subsidy per family reflects disbursements to date and will increase monthly.

U.S. Department of Housing and Urban Development
Office of Community Planning and Development
Integrated Disbursement and Information System
HOME Lower Income Benefit - All Fiscal Years
Completed Activities Only
MERCED , CA

DATE: 09-03-19
TIME: 15:43
PAGE: 1

	----- Percent of Area Median Income -----						
	0% - 30%	31% - 50%	51% - 60%	61% - 80%	Total 0% - 60%	Total 0% - 80%	Reported As Vacant
<u>Rental Activities</u>							
Units Completed	29	76	28	5	133	138	42
TBRA Families *	0	0	0	0	0	0	0
Lower Income Benefit %	21.0	55.1	20.3	3.6	96.4	100.0	
<u>Homebuyer Activities</u>							
Units Completed	5	73	84	287	162	449	0
Lower Income Benefit %	1.1	16.3	18.7	63.9	36.1	100.0	
<u>Homeowner Activities</u>							
Units Completed	14	20	11	29	45	74	0
Lower Income Benefit %	18.9	27.0	14.9	39.2	60.8	100.0	
<u>Total By Median Income</u>							
Units Completed	48	169	123	321	340	661	42
TBRA Families *	0	0	0	0	0	0	0
Lower Income Benefit %	7.3	25.6	18.6	48.6	51.4	100.0	

* TBRA Families are all families reported in TBRA activities which have had funds disbursed

U.S. Department of Housing and Urban Development
Office of Community Planning and Development
Integrated Disbursement and Information System
HOME Lower Income Benefit - All Fiscal Years
Completed Activities Only
MERCED , CA

DATE: 09-03-19
TIME: 15:43
PAGE: 2

Funding Agency: CALIFORNIA

	----- Percent of Area Median Income -----						
	0% - 30%	31% - 50%	51% - 60%	61% - 80%	Total 0% - 60%	Total 0% - 80%	Reported As Vacant
<u>Rental Activities</u>							
Units Completed	1	5	1	0	7	7	0
TBRA Families *	0	0	0	0	0	0	0
Lower Income Benefit %	14.3	71.4	14.3	0.0	100.0	100.0	
<u>Homebuyer Activities</u>							
Units Completed	1	14	12	49	27	76	0
Lower Income Benefit %	1.3	18.4	15.8	64.5	35.5	100.0	
<u>Homeowner Activities</u>							
Units Completed	2	10	5	11	17	28	0
Lower Income Benefit %	7.1	35.7	17.9	39.3	60.7	100.0	
<u>Total By Median Income</u>							
Units Completed	4	29	18	60	51	111	0
TBRA Families *	0	0	0	0	0	0	0
Lower Income Benefit %	3.6	26.1	16.2	54.1	45.9	100.0	

* TBRA Families are all families reported in TBRA activities which have had funds disbursed



U.S. Department of Housing and Urban Development
Office of Community Planning and Development
Integrated Disbursement and Information System
CDBG Summary of Accomplishments
Program Year: 2018

DATE: 09-03-19
TIME: 15:38
PAGE: 1

MERCED

Count of CDBG Activities with Disbursements by Activity Group & Matrix Code

Activity Group	Activity Category	Open Count	Open Activities Disbursed	Completed Count	Completed Activities Disbursed	Program Year Count	Total Activities Disbursed
Economic Development	ED Technical Assistance (18B)	1	\$0.00	0	\$0.00	1	\$0.00
	Total Economic Development	1	\$0.00	0	\$0.00	1	\$0.00
Housing	Rehab; Single-Unit Residential (14A)	2	\$175,205.01	0	\$0.00	2	\$175,205.01
	Acquisition for Rehabilitation (14G)	0	\$0.00	2	\$545,011.50	2	\$545,011.50
	Total Housing	2	\$175,205.01	2	\$545,011.50	4	\$720,216.51
Public Facilities and Improvements	Water/Sewer Improvements (03J)	1	\$307,913.40	0	\$0.00	1	\$307,913.40
	Sidewalks (03L)	2	\$367,744.25	1	\$573.35	3	\$368,317.60
	Total Public Facilities and Improvements	3	\$675,657.65	1	\$573.35	4	\$676,231.00
Public Services	Operating Costs of Homeless/AIDS Patients Programs (03T)	0	\$0.00	1	\$16,000.00	1	\$16,000.00
	Senior Services (05A)	0	\$0.00	1	\$20,000.00	1	\$20,000.00
	Youth Services (05D)	0	\$0.00	1	\$9,881.57	1	\$9,881.57
	Services for victims of domestic violence, dating violence, sexual assault or stalking (05G)	0	\$0.00	1	\$0.00	1	\$0.00
	Fair Housing Activities (if CDBG, then subject to 15% cap) (05J)	1	\$0.00	0	\$0.00	1	\$0.00
	Child Care Services (05L)	0	\$0.00	1	\$6,029.79	1	\$6,029.79
	Subsistence Payment (05Q)	1	\$19,062.00	3	\$20,300.00	4	\$39,362.00
	Neighborhood Cleanups (05V)	0	\$0.00	1	\$60,000.00	1	\$60,000.00
	Total Public Services	2	\$19,062.00	9	\$132,211.36	11	\$151,273.36
General Administration and Planning	Planning (20)	0	\$0.00	1	\$38,000.00	1	\$38,000.00
	General Program Administration (21A)	0	\$0.00	2	\$138,947.16	2	\$138,947.16
	Indirect Costs (21B)	0	\$0.00	1	\$59,897.61	1	\$59,897.61
	HOME Admin/Planning Costs of PJ (21H)	0	\$0.00	1	\$30,117.94	1	\$30,117.94
	Total General Administration and Planning	0	\$0.00	5	\$266,962.71	5	\$266,962.71
Grand Total		8	\$869,924.66	17	\$944,758.92	25	\$1,814,683.58



U.S. Department of Housing and Urban Development
Office of Community Planning and Development
Integrated Disbursement and Information System
CDBG Summary of Accomplishments
Program Year: 2018

DATE: 09-03-19
TIME: 15:38
PAGE: 2

MERCED

CDBG Sum of Actual Accomplishments by Activity Group and Accomplishment Type

Activity Group	Matrix Code	Accomplishment Type	Open Count	Completed Count	Program Year Totals
Economic Development	ED Technical Assistance (18B)	Business	62,733	0	62,733
	Total Economic Development		62,733	0	62,733
Housing	Rehab; Single-Unit Residential (14A)	Housing Units	0	0	0
	Acquisition for Rehabilitation (14G)	Housing Units	0	4	4
	Total Housing		0	4	4
Public Facilities and Improvements	Water/Sewer Improvements (03J)	Persons	0	0	0
	Sidewalks (03L)	Public Facilities	28,715	5,070	33,785
	Total Public Facilities and Improvements		28,715	5,070	33,785
Public Services	Operating Costs of Homeless/AIDS Patients Programs (03T)	Persons	0	308	308
	Senior Services (05A)	Persons	0	85	85
	Youth Services (05D)	Persons	0	14	14
	Services for victims of domestic violence, dating violence, sexual assault or stalking (05G)	Persons	0	7	7
	Fair Housing Activities (if CDBG, then subject to 15% cap) (05J)	Persons	5	0	5
	Child Care Services (05L)	Persons	0	17	17
	Subsistence Payment (05Q)	Persons	23	51	74
	Neighborhood Cleanups (05V)	Persons	0	9,715	9,715
	Total Public Services		28	10,197	10,225
Grand Total			91,476	15,271	106,747



MERCED

CDBG Beneficiaries by Racial / Ethnic Category

Housing-Non Housing	Race	Total Persons	Total Hispanic Persons	Total Households	Total Hispanic Households
Housing	White	0	0	3	3
	Other multi-racial	0	0	1	1
	Total Housing	0	0	4	4
Non Housing	White	189	16	0	0
	Black/African American	95	0	0	0
	Asian	1	0	0	0
	American Indian/Alaskan Native	2	2	0	0
	American Indian/Alaskan Native & White	1	1	0	0
	Amer. Indian/Alaskan Native & Black/African Amer.	1	0	0	0
	Other multi-racial	221	189	0	0
	Total Non Housing	510	208	0	0
	Grand Total	510	208	4	4
	White	189	16	3	3
	Black/African American	95	0	0	0
	Asian	1	0	0	0
	American Indian/Alaskan Native	2	2	0	0
	American Indian/Alaskan Native & White	1	1	0	0
	Amer. Indian/Alaskan Native & Black/African Amer.	1	0	0	0
	Other multi-racial	221	189	1	1
	Total Grand Total	510	208	4	4



MERCED

CDBG Beneficiaries by Income Category

	Income Levels	Owner Occupied	Renter Occupied	Persons
Housing	Extremely Low (<=30%)	0	2	0
	Low (>30% and <=50%)	0	2	0
	Mod (>50% and <=80%)	0	0	0
	Total Low-Mod	0	4	0
	Non Low-Mod (>80%)	0	0	0
	Total Beneficiaries	0	4	0
Non Housing	Extremely Low (<=30%)	0	0	444
	Low (>30% and <=50%)	0	0	16
	Mod (>50% and <=80%)	0	0	0
	Total Low-Mod	0	0	460
	Non Low-Mod (>80%)	0	0	2
	Total Beneficiaries	0	0	462



U.S. Department of Housing and Urban Development
Office of Community Planning and Development
Integrated Disbursement and Information System
HOME Summary of Accomplishments

DATE: 09-03-19
TIME: 15:41
PAGE: 1

Program Year: 2018
Start Date 01-Jul-2018 - End Date 30-Jun-2019
MERCED
Home Disbursements and Unit Completions

Activity Type	Disbursed Amount	Units Completed	Units Occupied
Rentals	\$236,500.00	3	3
Total, Rentals and TBRA	\$236,500.00	3	3
Grand Total	\$236,500.00	3	3

Home Unit Completions by Percent of Area Median Income

Activity Type	Units Completed			
	0% - 30%	51% - 60%	Total 0% - 60%	Total 0% - 80%
Rentals	2	1	3	3
Total, Rentals and TBRA	2	1	3	3
Grand Total	2	1	3	3

Home Unit Reported As Vacant

Activity Type	Reported as Vacant
Rentals	0
Total, Rentals and TBRA	0
Grand Total	0



U.S. Department of Housing and Urban Development
Office of Community Planning and Development
Integrated Disbursement and Information System
HOME Summary of Accomplishments

DATE: 09-03-19
TIME: 15:41
PAGE: 2

Program Year: 2018
Start Date 01-Jul-2018 - End Date 30-Jun-2019
MERCED

Home Unit Completions by Racial / Ethnic Category

	Rentals	
	Units Completed	Units Completed - Hispanics
White	3	3
Total	3	3

	Total, Rentals and TBRA		Grand Total	
	Units Completed	Units Completed - Hispanics	Units Completed	Units Completed - Hispanics
White	3	3	3	3
Total	3	3	3	3



Office of Community Planning and Development
U.S. Department of Housing and Urban Development
Integrated Disbursement and Information System
PR26 - CDBG Financial Summary Report
Program Year 2018
MERCED , CA

DATE: 08-28-19
TIME: 14:05
PAGE: 1

PART I: SUMMARY OF CDBG RESOURCES	
01 UNEXPENDED CDBG FUNDS AT END OF PREVIOUS PROGRAM YEAR	1,454,018.17
02 ENTITLEMENT GRANT	1,128,771.00
03 SURPLUS URBAN RENEWAL	0.00
04 SECTION 108 GUARANTEED LOAN FUNDS	0.00
05 CURRENT YEAR PROGRAM INCOME	234,962.12
05a CURRENT YEAR SECTION 108 PROGRAM INCOME (FOR SI TYPE)	0.00
06 FUNDS RETURNED TO THE LINE-OF-CREDIT	0.00
06a FUNDS RETURNED TO THE LOCAL CDBG ACCOUNT	0.00
07 ADJUSTMENT TO COMPUTE TOTAL AVAILABLE	18,329.21
08 TOTAL AVAILABLE (SUM, LINES 01-07)	2,836,080.50
PART II: SUMMARY OF CDBG EXPENDITURES	
09 DISBURSEMENTS OTHER THAN SECTION 108 REPAYMENTS AND PLANNING/ADMINISTRATION	1,547,720.87
10 ADJUSTMENT TO COMPUTE TOTAL AMOUNT SUBJECT TO LOW/MOD BENEFIT	0.00
11 AMOUNT SUBJECT TO LOW/MOD BENEFIT (LINE 09 + LINE 10)	1,547,720.87
12 DISBURSED IN IDIS FOR PLANNING/ADMINISTRATION	266,962.71
13 DISBURSED IN IDIS FOR SECTION 108 REPAYMENTS	0.00
14 ADJUSTMENT TO COMPUTE TOTAL EXPENDITURES	0.00
15 TOTAL EXPENDITURES (SUM, LINES 11-14)	1,814,683.58
16 UNEXPENDED BALANCE (LINE 08 - LINE 15)	1,021,396.92
PART III: LOW/MOD BENEFIT THIS REPORTING PERIOD	
17 EXPENDED FOR LOW/MOD HOUSING IN SPECIAL AREAS	0.00
18 EXPENDED FOR LOW/MOD MULTI-UNIT HOUSING	275,000.00
19 DISBURSED FOR OTHER LOW/MOD ACTIVITIES	1,272,720.87
20 ADJUSTMENT TO COMPUTE TOTAL LOW/MOD CREDIT	0.00
21 TOTAL LOW/MOD CREDIT (SUM, LINES 17-20)	1,547,720.87
22 PERCENT LOW/MOD CREDIT (LINE 21/LINE 11)	100.00%
LOW/MOD BENEFIT FOR MULTI-YEAR CERTIFICATIONS	
23 PROGRAM YEARS(PY) COVERED IN CERTIFICATION	PY: 2017 PY: 2018 PY: 2019
24 CUMULATIVE NET EXPENDITURES SUBJECT TO LOW/MOD BENEFIT CALCULATION	2,275,980.18
25 CUMULATIVE EXPENDITURES BENEFITING LOW/MOD PERSONS	2,275,980.18
26 PERCENT BENEFIT TO LOW/MOD PERSONS (LINE 25/LINE 24)	100.00%
PART IV: PUBLIC SERVICE (PS) CAP CALCULATIONS	
27 DISBURSED IN IDIS FOR PUBLIC SERVICES	151,273.36
28 PS UNLIQUIDATED OBLIGATIONS AT END OF CURRENT PROGRAM YEAR	30,938.00
29 PS UNLIQUIDATED OBLIGATIONS AT END OF PREVIOUS PROGRAM YEAR	10,181.57
30 ADJUSTMENT TO COMPUTE TOTAL PS OBLIGATIONS	0.00
31 TOTAL PS OBLIGATIONS (LINE 27 + LINE 28 - LINE 29 + LINE 30)	172,029.79
32 ENTITLEMENT GRANT	1,128,771.00
33 PRIOR YEAR PROGRAM INCOME	176,736.40
34 ADJUSTMENT TO COMPUTE TOTAL SUBJECT TO PS CAP	0.00
35 TOTAL SUBJECT TO PS CAP (SUM, LINES 32-34)	1,305,507.40
36 PERCENT FUNDS OBLIGATED FOR PS ACTIVITIES (LINE 31/LINE 35)	13.18%
PART V: PLANNING AND ADMINISTRATION (PA) CAP	
37 DISBURSED IN IDIS FOR PLANNING/ADMINISTRATION	266,962.71
38 PA UNLIQUIDATED OBLIGATIONS AT END OF CURRENT PROGRAM YEAR	0.00
39 PA UNLIQUIDATED OBLIGATIONS AT END OF PREVIOUS PROGRAM YEAR	0.00
40 ADJUSTMENT TO COMPUTE TOTAL PA OBLIGATIONS	0.00
41 TOTAL PA OBLIGATIONS (LINE 37 + LINE 38 - LINE 39 +LINE 40)	266,962.71
42 ENTITLEMENT GRANT	1,128,771.00
43 CURRENT YEAR PROGRAM INCOME	234,962.12
44 ADJUSTMENT TO COMPUTE TOTAL SUBJECT TO PA CAP	0.00
45 TOTAL SUBJECT TO PA CAP (SUM, LINES 42-44)	1,363,733.12
46 PERCENT FUNDS OBLIGATED FOR PA ACTIVITIES (LINE 41/LINE 45)	19.58%



Office of Community Planning and Development
U.S. Department of Housing and Urban Development
Integrated Disbursement and Information System
PR26 - CDBG Financial Summary Report
Program Year 2018
MERCED, CA

DATE: 08-28-19
TIME: 14:05
PAGE: 2

LINE 17 DETAIL: ACTIVITIES TO CONSIDER IN DETERMINING THE AMOUNT TO ENTER ON LINE 17
Report returned no data.

LINE 18 DETAIL: ACTIVITIES TO CONSIDER IN DETERMINING THE AMOUNT TO ENTER ON LINE 18

Plan Year	IDIS Project	IDIS Activity	Activity Name	Matrix Code	National Objective	Drawn Amount
2018	14	1126	Sierra Saving Grace Homeless Project	14G	LMH	\$275,000.00
				14G	Matrix Code	\$275,000.00
Total						\$275,000.00

LINE 19 DETAIL: ACTIVITIES INCLUDED IN THE COMPUTATION OF LINE 19

Plan Year	IDIS Project	IDIS Activity	Voucher Number	Activity Name	Matrix Code	National Objective	Drawn Amount
2016	17	1102	6260687	GATEWAY TERRACE II - CVCAH (CHDO)	03J	LMC	\$307,913.40
					03J	Matrix Code	\$307,913.40
2016	5	1094	6197984	ADA Ramp and Sidewalk Modifications #117007	03L	LMA	\$573.35
2017	6	1117	6197984	ADA Sidewalk/Ramp Improvements #118027	03L	LMA	\$2,526.17
2017	6	1117	6220312	ADA Sidewalk/Ramp Improvements #118027	03L	LMA	\$178.61
2017	6	1117	6228890	ADA Sidewalk/Ramp Improvements #118027	03L	LMA	\$7,727.80
2017	6	1117	6271922	ADA Sidewalk/Ramp Improvements #118027	03L	LMA	\$39,334.77
2017	6	1117	6276157	ADA Sidewalk/Ramp Improvements #118027	03L	LMA	\$135,147.82
2017	6	1117	6289384	ADA Sidewalk/Ramp Improvements #118027	03L	LMA	\$76,812.19
2017	15	1118	6197984	ADA Ramps & Sidewalk Improvements #118028	03L	LMA	\$700.04
2017	15	1118	6228890	ADA Ramps & Sidewalk Improvements #118028	03L	LMA	\$22,158.06
2017	15	1118	6246636	ADA Ramps & Sidewalk Improvements #118028	03L	LMA	\$4.34
2017	15	1118	6271922	ADA Ramps & Sidewalk Improvements #118028	03L	LMA	\$53,826.66
2017	15	1118	6276157	ADA Ramps & Sidewalk Improvements #118028	03L	LMA	\$28,942.48
2017	15	1118	6289384	ADA Ramps & Sidewalk Improvements #118028	03L	LMA	\$385.31
					03L	Matrix Code	\$368,317.60
2018	3	1124	6255010	Merced Rescue Mission - Warming Center	03T	LMC	\$14,685.79
2018	3	1124	6260687	Merced Rescue Mission - Warming Center	03T	LMC	\$1,314.21
					03T	Matrix Code	\$16,000.00
2018	15	1130	6220312	Healthy House - Senior Rental Assistance	05A	LMC	\$7,865.09
2018	15	1130	6260687	Healthy House - Senior Rental Assistance	05A	LMC	\$7,235.56
2018	15	1130	6278160	Healthy House - Senior Rental Assistance	05A	LMC	\$4,899.35
					05A	Matrix Code	\$20,000.00
2017	10	1111	6198620	Symple Equazion - Youth I Can Program	05D	LMC	\$9,881.57
					05D	Matrix Code	\$9,881.57
2018	5	1127	6260687	Kiddie Bootcamp	05L	LMC	\$1,262.59
2018	5	1127	6278160	Kiddie Bootcamp	05L	LMC	\$4,767.20
					05L	Matrix Code	\$6,029.79
2017	17	1108	6197984	Merced Rescue Mission - Rental Deposits/Rapid Re-Housing Program	05Q	LMC	\$300.00
2018	2	1128	6228890	Merced Rescue Mission - Rental Deposits/Rapid Re-Housing Program	05Q	LMC	\$4,000.00
2018	2	1128	6246636	Merced Rescue Mission - Rental Deposits/Rapid Re-Housing Program	05Q	LMC	\$3,804.00
2018	2	1128	6255010	Merced Rescue Mission - Rental Deposits/Rapid Re-Housing Program	05Q	LMC	\$796.00
2018	2	1128	6260687	Merced Rescue Mission - Rental Deposits/Rapid Re-Housing Program	05Q	LMC	\$10,462.00
2018	7	1129	6260687	Sierra Saving Grace - Emergency Shelter Assistance	05Q	LMC	\$16,763.74
2018	7	1129	6276157	Sierra Saving Grace - Emergency Shelter Assistance	05Q	LMC	\$3,236.26
					05Q	Matrix Code	\$39,362.00
2018	6	1131	6238022	Restore Merced / Neighborhood Clean-up	05V	LMA	\$17,687.51
2018	6	1131	6260687	Restore Merced / Neighborhood Clean-up	05V	LMA	\$25,768.18



Office of Community Planning and Development
U.S. Department of Housing and Urban Development
Integrated Disbursement and Information System
PR26 - CDBG Financial Summary Report
Program Year 2018
MERCED, CA

DATE: 08-28-19
TIME: 14:05
PAGE: 3

Plan Year	IDIS Project	IDIS Activity	Voucher Number	Activity Name	Matrix Code	National Objective	Drawn Amount
2018	6	1131	6276157	Restore Merced / Neighborhood Clean-up	05V	LMA	\$8,258.45
2018	6	1131	6278160	Restore Merced / Neighborhood Clean-up	05V	LMA	\$8,285.86
					05V	Matrix Code	\$60,000.00
2016	9	1100	6197984	Brush with Kindness - Habitat for Humanity Stanislaus County	14A	LMH	\$12,025.54
2016	9	1100	6198620	Brush with Kindness - Habitat for Humanity Stanislaus County	14A	LMH	\$17,091.82
2016	9	1100	6201743	Brush with Kindness - Habitat for Humanity Stanislaus County	14A	LMH	\$2,463.59
2016	9	1100	6220312	Brush with Kindness - Habitat for Humanity Stanislaus County	14A	LMH	\$27,685.33
2016	9	1100	6228890	Brush with Kindness - Habitat for Humanity Stanislaus County	14A	LMH	\$63,901.30
2016	9	1100	6238022	Brush with Kindness - Habitat for Humanity Stanislaus County	14A	LMH	\$3,995.47
2016	9	1100	6246636	Brush with Kindness - Habitat for Humanity Stanislaus County	14A	LMH	\$228.00
2016	9	1100	6255010	Brush with Kindness - Habitat for Humanity Stanislaus County	14A	LMH	\$726.00
2016	9	1100	6260687	Brush with Kindness - Habitat for Humanity Stanislaus County	14A	LMH	\$9,284.03
2016	9	1100	6276157	Brush with Kindness - Habitat for Humanity Stanislaus County	14A	LMH	\$24,877.93
2016	9	1100	6278160	Brush with Kindness - Habitat for Humanity Stanislaus County	14A	LMH	\$6,898.38
2016	9	1100	6289384	Brush with Kindness - Habitat for Humanity Stanislaus County	14A	LMH	\$6,027.62
					14A	Matrix Code	\$175,205.01
2018	11	1125	6260687	Merced Rescue Mission - Hope for Families	14G	LMH	\$270,011.50
					14G	Matrix Code	\$270,011.50
Total							\$1,272,720.87

LINE 27 DETAIL: ACTIVITIES INCLUDED IN THE COMPUTATION OF LINE 27

Plan Year	IDIS Project	IDIS Activity	Voucher Number	Activity Name	Matrix Code	National Objective	Drawn Amount
2018	3	1124	6255010	Merced Rescue Mission - Warming Center	03T	LMC	\$14,685.79
2018	3	1124	6260687	Merced Rescue Mission - Warming Center	03T	LMC	\$1,314.21
					03T	Matrix Code	\$16,000.00
2018	15	1130	6220312	Healthy House - Senior Rental Assistance	05A	LMC	\$7,865.09
2018	15	1130	6260687	Healthy House - Senior Rental Assistance	05A	LMC	\$7,235.56
2018	15	1130	6278160	Healthy House - Senior Rental Assistance	05A	LMC	\$4,899.35
					05A	Matrix Code	\$20,000.00
2017	10	1111	6198620	Symple Equazion - Youth I Can Program	05D	LMC	\$9,881.57
					05D	Matrix Code	\$9,881.57
2018	5	1127	6260687	Kiddie Bootcamp	05L	LMC	\$1,262.59
2018	5	1127	6278160	Kiddie Bootcamp	05L	LMC	\$4,767.20
					05L	Matrix Code	\$6,029.79
2017	17	1108	6197984	Merced Rescue Mission - Rental Deposits/Rapid Re-Housing Program	05Q	LMC	\$300.00
2018	2	1128	6228890	Merced Rescue Mission - Rental Deposits/Rapid Re-Housing Program	05Q	LMC	\$4,000.00
2018	2	1128	6246636	Merced Rescue Mission - Rental Deposits/Rapid Re-Housing Program	05Q	LMC	\$3,804.00
2018	2	1128	6255010	Merced Rescue Mission - Rental Deposits/Rapid Re-Housing Program	05Q	LMC	\$796.00
2018	2	1128	6260687	Merced Rescue Mission - Rental Deposits/Rapid Re-Housing Program	05Q	LMC	\$10,462.00
2018	7	1129	6260687	Sierra Saving Grace - Emergency Shelter Assistance	05Q	LMC	\$16,763.74



Office of Community Planning and Development
U.S. Department of Housing and Urban Development
Integrated Disbursement and Information System
PR26 - CDBG Financial Summary Report
Program Year 2018
MERCED, CA

DATE: 08-28-19
TIME: 14:05
PAGE: 4

Plan Year	IDIS Project	IDIS Activity	Voucher Number	Activity Name	Matrix Code	National Objective	Drawn Amount
2018	7	1129	6276157	Sierra Saving Grace - Emergency Shelter Assistance	05Q	LMC	\$3,236.26
					05Q	Matrix Code	\$39,362.00
2018	6	1131	6238022	Restore Merced / Neighborhood Clean-up	05V	LMA	\$17,687.51
2018	6	1131	6260687	Restore Merced / Neighborhood Clean-up	05V	LMA	\$25,768.18
2018	6	1131	6276157	Restore Merced / Neighborhood Clean-up	05V	LMA	\$8,258.45
2018	6	1131	6278160	Restore Merced / Neighborhood Clean-up	05V	LMA	\$8,285.86
					05V	Matrix Code	\$60,000.00
Total							\$151,273.36

LINE 37 DETAIL: ACTIVITIES INCLUDED IN THE COMPUTATION OF LINE 37

Plan Year	IDIS Project	IDIS Activity	Voucher Number	Activity Name	Matrix Code	National Objective	Drawn Amount
2018	20	1132	6276157	Continuum of Care - Merced County	20		\$38,000.00
					20	Matrix Code	\$38,000.00
2018	1	1122	6197984	Direct Housing Admin	21A		\$10,702.79
2018	1	1122	6201743	Direct Housing Admin	21A		\$5,646.59
2018	1	1122	6220312	Direct Housing Admin	21A		\$20,178.89
2018	1	1122	6228890	Direct Housing Admin	21A		\$10,906.60
2018	1	1122	6238022	Direct Housing Admin	21A		\$10,003.29
2018	1	1122	6246636	Direct Housing Admin	21A		\$8,429.74
2018	1	1122	6255010	Direct Housing Admin	21A		\$17,420.49
2018	1	1122	6260687	Direct Housing Admin	21A		\$43.80
2018	1	1122	6271922	Direct Housing Admin	21A		\$16,538.94
2018	1	1122	6276157	Direct Housing Admin	21A		\$22,816.27
2018	1	1122	6278160	Direct Housing Admin	21A		\$8,658.61
2018	1	1122	6289384	Direct Housing Admin	21A		\$7,601.15
					21A	Matrix Code	\$138,947.16
2018	1	1123	6255010	INDIRECT ADMIN COSTS	21B		\$41,286.61
2018	1	1123	6278160	INDIRECT ADMIN COSTS	21B		\$2,224.14
2018	1	1123	6289384	INDIRECT ADMIN COSTS	21B		\$16,386.86
					21B	Matrix Code	\$59,897.61
2018	1	1133	6255010	INDIRECT ADMIN COSTS / HOME ACTIVITIES	21H		\$20,759.89
2018	1	1133	6278160	INDIRECT ADMIN COSTS / HOME ACTIVITIES	21H		\$1,118.35
2018	1	1133	6289384	INDIRECT ADMIN COSTS / HOME ACTIVITIES	21H		\$8,239.70
					21H	Matrix Code	\$30,117.94
Total							\$266,962.71

**PR26 - CDBG FINANCIAL SUMMARY REPORT
PROGRAM YEAR 2018
MERCED, CA**

**DATE: 8/26/2019
PAGE: 1A**

EXPLANATION OF ADJUSTMENTS

Line #07 ADJUSTMENT TO COMPUTE TOTAL AVAILABLE

Program Income Received PY 17/18, but not receipted in IDIS until PY 18/19	-\$5,658.80
Program Income Received PY 18/19, but not receipted in IDIS until PY 19/20	\$23,988.01
	<hr/>
LINE #07 TOTAL:	\$18,329.21



U.S. Department of Housing and Urban Development
Office of Community Planning and Development
Integrated Disbursement and Information System
Status of HOME Grants
MERCED

DATE: 09-03-19
TIME: 15:46
PAGE: 1

IDIS - PR27

Commitments from Authorized Funds

Fiscal Year	Total Authorization	Admin/CHDO OP Authorization	CR/CL/CC -- Amount Committed to CHDOS	% CHDO Cmtd	SU Funds-Subgrants to Other Entities	EN Funds-PJ Committed to Activities	Total Authorized Commitments	% of Auth Cmtd
1994	\$500,000.00	\$0.00	\$75,000.00	15.0%	\$0.00	\$425,000.00	\$500,000.00	100.0%
1995	\$487,000.00	\$0.00	\$73,050.00	15.0%	\$0.00	\$413,950.00	\$487,000.00	100.0%
1996	\$541,000.00	\$0.00	\$81,150.00	15.0%	\$0.00	\$459,850.00	\$541,000.00	100.0%
1997	\$531,000.00	\$0.00	\$79,650.00	15.0%	\$0.00	\$451,350.00	\$531,000.00	100.0%
1998	\$568,000.00	\$0.00	\$85,200.00	15.0%	\$0.00	\$482,800.00	\$568,000.00	100.0%
1999	\$611,000.00	\$0.00	\$139,820.00	22.8%	\$0.00	\$471,180.00	\$611,000.00	100.0%
2000	\$613,000.00	\$0.00	\$250,259.00	40.8%	\$0.00	\$362,741.00	\$613,000.00	100.0%
2001	\$682,000.00	\$0.00	\$102,300.00	15.0%	\$0.00	\$579,700.00	\$682,000.00	100.0%
2002	\$680,000.00	\$6,000.00	\$102,000.00	15.0%	\$0.00	\$572,000.00	\$680,000.00	100.0%
2003	\$700,348.00	\$3,000.00	\$105,052.20	15.0%	\$0.00	\$592,295.80	\$700,348.00	100.0%
2004	\$697,936.00	\$0.30	\$104,700.00	15.0%	\$0.00	\$593,235.70	\$697,936.00	100.0%
2005	\$665,615.00	\$54,335.00	\$99,842.25	15.0%	\$0.00	\$511,437.75	\$665,615.00	100.0%
2006	\$625,931.00	\$3,000.00	\$93,890.00	15.0%	\$0.00	\$529,041.00	\$625,931.00	100.0%
2007	\$621,447.00	\$62,144.70	\$0.00	0.0%	\$0.00	\$559,302.30	\$621,447.00	100.0%
2008	\$466,280.23	\$74,520.06	\$135,017.22	28.9%	\$0.00	\$256,742.95	\$466,280.23	100.0%
2009	\$667,720.00	\$68,972.00	\$100,500.00	15.0%	\$0.00	\$498,248.00	\$667,720.00	100.0%
2010	\$666,386.00	\$16,345.84	\$99,958.00	15.0%	\$0.00	\$550,082.16	\$666,386.00	100.0%
2011	\$588,197.00	\$60,819.70	\$88,234.00	15.0%	\$0.00	\$439,143.30	\$588,197.00	100.0%
2012	\$386,355.00	\$38,635.50	\$57,953.25	15.0%	\$0.00	\$289,766.25	\$386,355.00	100.0%
2013	\$354,406.00	\$35,440.60	\$53,168.10	15.0%	\$0.00	\$265,797.30	\$354,406.00	100.0%
2014	\$350,123.00	\$35,012.30	\$153,871.55	43.9%	\$0.00	\$161,239.14	\$350,122.99	99.9%
2015	\$305,810.00	\$30,581.00	\$150,000.00	49.0%	\$0.00	\$125,229.00	\$305,810.00	100.0%
2016	\$329,958.00	\$31,004.00	\$150,000.00	45.4%	\$0.00	\$148,954.00	\$329,958.00	100.0%
2017	\$332,769.00	\$30,500.00	\$214,410.00	64.4%	\$0.00	\$54,407.58	\$299,317.58	89.9%
2018	\$520,415.00	\$51,000.00	\$0.00	0.0%	\$0.00	\$0.00	\$51,000.00	9.7%
Total	\$13,492,696.23	\$601,311.00	\$2,595,025.57	19.2%	\$0.00	\$9,793,493.23	\$12,989,829.80	96.2%



U.S. Department of Housing and Urban Development
Office of Community Planning and Development
Integrated Disbursement and Information System
Status of HOME Grants
MERCED

DATE: 09-03-19
TIME: 15:46
PAGE: 2

IDIS - PR27

Program Income (PI)

Program Year	Total Receipts	Amount Suballocated to PA	Amount Committed to Activities	% Committed	Net Disbursed	Disbursed Pending Approval	Total Disbursed	% Disbursed
1994	\$0.00	N/A	\$0.00	0.0%	\$0.00	\$0.00	\$0.00	0.0%
1995	\$0.00	N/A	\$0.00	0.0%	\$0.00	\$0.00	\$0.00	0.0%
1996	\$28,669.31	N/A	\$28,669.31	100.0%	\$28,669.31	\$0.00	\$28,669.31	100.0%
1997	\$74,704.61	N/A	\$74,704.61	100.0%	\$74,704.61	\$0.00	\$74,704.61	100.0%
1998	\$30,874.78	N/A	\$30,874.78	100.0%	\$30,874.78	\$0.00	\$30,874.78	100.0%
1999	\$138,784.81	N/A	\$138,784.81	100.0%	\$138,784.81	\$0.00	\$138,784.81	100.0%
2000	\$189,259.41	N/A	\$189,259.41	100.0%	\$189,259.41	\$0.00	\$189,259.41	100.0%
2001	\$244,884.80	N/A	\$244,884.80	100.0%	\$244,884.80	\$0.00	\$244,884.80	100.0%
2002	\$772,829.84	N/A	\$772,829.84	100.0%	\$772,829.84	\$0.00	\$772,829.84	100.0%
2003	\$792,402.29	N/A	\$792,402.29	100.0%	\$792,402.29	\$0.00	\$792,402.29	100.0%
2004	\$606,580.12	N/A	\$606,580.12	100.0%	\$606,580.12	\$0.00	\$606,580.12	100.0%
2005	\$496,044.39	N/A	\$496,044.39	100.0%	\$496,044.39	\$0.00	\$496,044.39	100.0%
2006	\$444,771.03	N/A	\$444,771.03	100.0%	\$444,771.03	\$0.00	\$444,771.03	100.0%
2007	\$173,696.91	N/A	\$173,696.91	100.0%	\$173,696.91	\$0.00	\$173,696.91	100.0%
2008	\$89,951.72	N/A	\$89,951.72	100.0%	\$89,951.72	\$0.00	\$89,951.72	100.0%
2009	\$110,596.52	N/A	\$110,596.52	100.0%	\$110,596.52	\$0.00	\$110,596.52	100.0%
2010	\$103,878.83	N/A	\$103,878.83	100.0%	\$103,878.83	\$0.00	\$103,878.83	100.0%
2011	\$99,994.68	N/A	\$99,994.68	100.0%	\$99,994.68	\$0.00	\$99,994.68	100.0%
2012	\$95,288.52	\$0.00	\$95,288.52	100.0%	\$95,288.52	\$0.00	\$95,288.52	100.0%
2013	\$91,177.74	\$0.00	\$91,177.74	100.0%	\$91,177.74	\$0.00	\$91,177.74	100.0%
2014	\$152,345.70	\$0.00	\$152,345.70	100.0%	\$152,345.70	\$0.00	\$152,345.70	100.0%
2015	\$123,770.77	\$0.00	\$123,770.77	100.0%	\$123,770.77	\$0.00	\$123,770.77	100.0%
2016	\$553,179.20	\$0.00	\$553,179.20	100.0%	\$338,448.21	\$0.00	\$338,448.21	61.1%
2017	\$195,909.18	\$0.00	\$195,909.18	100.0%	\$195,909.18	\$0.00	\$195,909.18	100.0%
2018	\$68,629.17	\$0.00	\$40,590.82	59.1%	\$40,590.82	\$0.00	\$40,590.82	59.1%
2019	\$3,521.32	\$0.00	\$0.00	0.0%	\$0.00	\$0.00	\$0.00	0.0%
Total	\$5,681,745.65	\$0.00	\$5,650,185.98	99.4%	\$5,435,454.99	\$0.00	\$5,435,454.99	95.6%



U.S. Department of Housing and Urban Development
Office of Community Planning and Development
Integrated Disbursement and Information System
Status of HOME Grants
MERCED

DATE: 09-03-19
TIME: 15:46
PAGE: 3

IDIS - PR27

Program Income for Administration (PA)

Program Year	Authorized Amount	Amount Committed to Activities	% Committed	Net Disbursed	Disbursed Pending Approval	Total Disbursed	% Disbursed
2012	\$0.00	\$0.00	0.0%	\$0.00	\$0.00	\$0.00	0.0%
2013	\$0.00	\$0.00	0.0%	\$0.00	\$0.00	\$0.00	0.0%
2014	\$0.00	\$0.00	0.0%	\$0.00	\$0.00	\$0.00	0.0%
2015	\$0.00	\$0.00	0.0%	\$0.00	\$0.00	\$0.00	0.0%
2016	\$0.00	\$0.00	0.0%	\$0.00	\$0.00	\$0.00	0.0%
2017	\$0.00	\$0.00	0.0%	\$0.00	\$0.00	\$0.00	0.0%
2018	\$0.00	\$0.00	0.0%	\$0.00	\$0.00	\$0.00	0.0%
2019	\$0.00	\$0.00	0.0%	\$0.00	\$0.00	\$0.00	0.0%
Total	\$0.00	\$0.00	0.0%	\$0.00	\$0.00	\$0.00	0.0%



U.S. Department of Housing and Urban Development
Office of Community Planning and Development
Integrated Disbursement and Information System
Status of HOME Grants
MERCED

DATE: 09-03-19
TIME: 15:46
PAGE: 4

IDIS - PR27

Recaptured Homebuyer Funds (HP)

Program Year	Total Receipts	Amount Committed to Activities	% Committed	Net Disbursed	Disbursed Pending Approval	Total Disbursed	% Disbursed
2015	\$0.00	\$0.00	0.0%	\$0.00	\$0.00	\$0.00	0.0%
2016	\$0.00	\$0.00	0.0%	\$0.00	\$0.00	\$0.00	0.0%
2017	\$0.00	\$0.00	0.0%	\$0.00	\$0.00	\$0.00	0.0%
2018	\$0.00	\$0.00	0.0%	\$0.00	\$0.00	\$0.00	0.0%
2019	\$0.00	\$0.00	0.0%	\$0.00	\$0.00	\$0.00	0.0%
Total	\$0.00	\$0.00	0.0%	\$0.00	\$0.00	\$0.00	0.0%



U.S. Department of Housing and Urban Development
Office of Community Planning and Development
Integrated Disbursement and Information System
Status of HOME Grants
MERCED

DATE: 09-03-19
TIME: 15:46
PAGE: 5

IDIS - PR27

Repayments to Local Account (IU)

Program Year	Total Receipts	Amount Committed to Activities	% Committed	Net Disbursed	Disbursed Pending Approval	Total Disbursed	% Disbursed
2015	\$0.00	\$0.00	0.0%	\$0.00	\$0.00	\$0.00	0.0%
2016	\$0.00	\$0.00	0.0%	\$0.00	\$0.00	\$0.00	0.0%
2017	\$0.00	\$0.00	0.0%	\$0.00	\$0.00	\$0.00	0.0%
2018	\$0.00	\$0.00	0.0%	\$0.00	\$0.00	\$0.00	0.0%
2019	\$0.00	\$0.00	0.0%	\$0.00	\$0.00	\$0.00	0.0%
Total	\$0.00	\$0.00	0.0%	\$0.00	\$0.00	\$0.00	0.0%



U.S. Department of Housing and Urban Development
Office of Community Planning and Development
Integrated Disbursement and Information System
Status of HOME Grants
MERCED

DATE: 09-03-19
TIME: 15:46
PAGE: 6

IDIS - PR27

Disbursements from Treasury Account

Fiscal Year	Total Authorization	Disbursed	Returned	Net Disbursed	Disbursed Pending Approval	Total Disbursed	% Disb	Available to Disburse
1994	\$500,000.00	\$500,000.00	\$0.00	\$500,000.00	\$0.00	\$500,000.00	100.0%	\$0.00
1995	\$487,000.00	\$487,000.00	\$0.00	\$487,000.00	\$0.00	\$487,000.00	100.0%	\$0.00
1996	\$541,000.00	\$541,000.00	\$0.00	\$541,000.00	\$0.00	\$541,000.00	100.0%	\$0.00
1997	\$531,000.00	\$531,000.00	\$0.00	\$531,000.00	\$0.00	\$531,000.00	100.0%	\$0.00
1998	\$568,000.00	\$568,000.00	\$0.00	\$568,000.00	\$0.00	\$568,000.00	100.0%	\$0.00
1999	\$611,000.00	\$611,000.00	\$0.00	\$611,000.00	\$0.00	\$611,000.00	100.0%	\$0.00
2000	\$613,000.00	\$613,000.00	\$0.00	\$613,000.00	\$0.00	\$613,000.00	100.0%	\$0.00
2001	\$682,000.00	\$682,000.00	\$0.00	\$682,000.00	\$0.00	\$682,000.00	100.0%	\$0.00
2002	\$680,000.00	\$680,000.00	\$0.00	\$680,000.00	\$0.00	\$680,000.00	100.0%	\$0.00
2003	\$700,348.00	\$700,348.00	\$0.00	\$700,348.00	\$0.00	\$700,348.00	100.0%	\$0.00
2004	\$697,936.00	\$697,936.00	\$0.00	\$697,936.00	\$0.00	\$697,936.00	100.0%	\$0.00
2005	\$665,615.00	\$665,615.00	\$0.00	\$665,615.00	\$0.00	\$665,615.00	100.0%	\$0.00
2006	\$625,931.00	\$625,931.00	\$0.00	\$625,931.00	\$0.00	\$625,931.00	100.0%	\$0.00
2007	\$621,447.00	\$621,447.00	\$0.00	\$621,447.00	\$0.00	\$621,447.00	100.0%	\$0.00
2008	\$466,280.23	\$466,280.23	\$0.00	\$466,280.23	\$0.00	\$466,280.23	100.0%	\$0.00
2009	\$667,720.00	\$667,720.00	\$0.00	\$667,720.00	\$0.00	\$667,720.00	100.0%	\$0.00
2010	\$666,386.00	\$666,386.00	\$0.00	\$666,386.00	\$0.00	\$666,386.00	100.0%	\$0.00
2011	\$588,197.00	\$588,197.00	\$0.00	\$588,197.00	\$0.00	\$588,197.00	100.0%	\$0.00
2012	\$386,355.00	\$386,355.00	\$0.00	\$386,355.00	\$0.00	\$386,355.00	100.0%	\$0.00
2013	\$354,406.00	\$354,406.00	\$0.00	\$354,406.00	\$0.00	\$354,406.00	100.0%	\$0.00
2014	\$350,123.00	\$350,122.99	\$0.00	\$350,122.99	\$0.00	\$350,122.99	99.9%	\$0.01
2015	\$305,810.00	\$46,890.67	\$0.00	\$46,890.67	\$0.00	\$46,890.67	15.3%	\$258,919.33
2016	\$329,958.00	\$31,004.00	\$0.00	\$31,004.00	\$0.00	\$31,004.00	9.3%	\$298,954.00
2017	\$332,769.00	\$41,639.65	\$0.00	\$41,639.65	\$0.00	\$41,639.65	12.5%	\$291,129.35
2018	\$520,415.00	\$51,000.00	\$0.00	\$51,000.00	\$0.00	\$51,000.00	9.7%	\$469,415.00
Total	\$13,492,696.23	\$12,174,278.54	\$0.00	\$12,174,278.54	\$0.00	\$12,174,278.54	90.2%	\$1,318,417.69



U.S. Department of Housing and Urban Development
Office of Community Planning and Development
Integrated Disbursement and Information System
Status of HOME Grants
MERCED

DATE: 09-03-19
TIME: 15:46
PAGE: 7

IDIS - PR27

Home Activities Commitments/Disbursements from Treasury Account

Fiscal Year	Authorized for Activities	Amount Committed to Activities	% Cmt'd	Disbursed	Returned	Net Disbursed	% Net Disb	Disbursed Pending Approval	Total Disbursed	% Disb
1994	\$500,000.00	\$500,000.00	100.0%	\$500,000.00	\$0.00	\$500,000.00	100.0%	\$0.00	\$500,000.00	100.0%
1995	\$487,000.00	\$487,000.00	100.0%	\$487,000.00	\$0.00	\$487,000.00	100.0%	\$0.00	\$487,000.00	100.0%
1996	\$541,000.00	\$541,000.00	100.0%	\$541,000.00	\$0.00	\$541,000.00	100.0%	\$0.00	\$541,000.00	100.0%
1997	\$531,000.00	\$531,000.00	100.0%	\$531,000.00	\$0.00	\$531,000.00	100.0%	\$0.00	\$531,000.00	100.0%
1998	\$568,000.00	\$568,000.00	100.0%	\$568,000.00	\$0.00	\$568,000.00	100.0%	\$0.00	\$568,000.00	100.0%
1999	\$611,000.00	\$611,000.00	100.0%	\$611,000.00	\$0.00	\$611,000.00	100.0%	\$0.00	\$611,000.00	100.0%
2000	\$613,000.00	\$613,000.00	100.0%	\$613,000.00	\$0.00	\$613,000.00	100.0%	\$0.00	\$613,000.00	100.0%
2001	\$682,000.00	\$682,000.00	100.0%	\$682,000.00	\$0.00	\$682,000.00	100.0%	\$0.00	\$682,000.00	100.0%
2002	\$674,000.00	\$674,000.00	100.0%	\$674,000.00	\$0.00	\$674,000.00	100.0%	\$0.00	\$674,000.00	100.0%
2003	\$697,348.00	\$697,348.00	100.0%	\$697,348.00	\$0.00	\$697,348.00	100.0%	\$0.00	\$697,348.00	100.0%
2004	\$697,935.70	\$697,935.70	100.0%	\$697,935.70	\$0.00	\$697,935.70	100.0%	\$0.00	\$697,935.70	100.0%
2005	\$611,280.00	\$611,280.00	100.0%	\$611,280.00	\$0.00	\$611,280.00	100.0%	\$0.00	\$611,280.00	100.0%
2006	\$622,931.00	\$622,931.00	100.0%	\$622,931.00	\$0.00	\$622,931.00	100.0%	\$0.00	\$622,931.00	100.0%
2007	\$559,302.30	\$559,302.30	100.0%	\$559,302.30	\$0.00	\$559,302.30	100.0%	\$0.00	\$559,302.30	100.0%
2008	\$391,760.17	\$391,760.17	100.0%	\$391,760.17	\$0.00	\$391,760.17	100.0%	\$0.00	\$391,760.17	100.0%
2009	\$598,748.00	\$598,748.00	100.0%	\$598,748.00	\$0.00	\$598,748.00	100.0%	\$0.00	\$598,748.00	100.0%
2010	\$650,040.16	\$650,040.16	100.0%	\$650,040.16	\$0.00	\$650,040.16	100.0%	\$0.00	\$650,040.16	100.0%
2011	\$527,377.30	\$527,377.30	100.0%	\$527,377.30	\$0.00	\$527,377.30	100.0%	\$0.00	\$527,377.30	100.0%
2012	\$347,719.50	\$347,719.50	100.0%	\$347,719.50	\$0.00	\$347,719.50	100.0%	\$0.00	\$347,719.50	100.0%
2013	\$318,965.40	\$318,965.40	100.0%	\$318,965.40	\$0.00	\$318,965.40	100.0%	\$0.00	\$318,965.40	100.0%
2014	\$315,110.70	\$315,110.69	99.9%	\$315,110.69	\$0.00	\$315,110.69	99.9%	\$0.00	\$315,110.69	99.9%
2015	\$275,229.00	\$275,229.00	100.0%	\$16,309.67	\$0.00	\$16,309.67	5.9%	\$0.00	\$16,309.67	5.9%
2016	\$298,954.00	\$298,954.00	100.0%	\$0.00	\$0.00	\$0.00	0.0%	\$0.00	\$0.00	0.0%
2017	\$302,269.00	\$268,817.58	88.9%	\$11,139.65	\$0.00	\$11,139.65	3.6%	\$0.00	\$11,139.65	3.6%
2018	\$469,415.00	\$0.00	0.0%	\$0.00	\$0.00	\$0.00	0.0%	\$0.00	\$0.00	0.0%
Total	\$12,891,385.23	\$12,388,518.80	96.0%	\$11,572,967.54	\$0.00	\$11,572,967.54	89.7%	\$0.00	\$11,572,967.54	89.7%



U.S. Department of Housing and Urban Development
Office of Community Planning and Development
Integrated Disbursement and Information System
Status of HOME Grants
MERCED

DATE: 09-03-19
TIME: 15:46
PAGE: 8

IDIS - PR27

Administrative Funds (AD)

Fiscal Year	Authorized Amount	Amount Committed	% Auth Cmtd	Balance to Commit	Total Disbursed	% Auth Disb	Available to Disburse
1994	\$0.00	\$0.00	0.0%	\$0.00	\$0.00	0.0%	\$0.00
1995	\$0.00	\$0.00	0.0%	\$0.00	\$0.00	0.0%	\$0.00
1996	\$0.00	\$0.00	0.0%	\$0.00	\$0.00	0.0%	\$0.00
1997	\$0.00	\$0.00	0.0%	\$0.00	\$0.00	0.0%	\$0.00
1998	\$0.00	\$0.00	0.0%	\$0.00	\$0.00	0.0%	\$0.00
1999	\$0.00	\$0.00	0.0%	\$0.00	\$0.00	0.0%	\$0.00
2000	\$0.00	\$0.00	0.0%	\$0.00	\$0.00	0.0%	\$0.00
2001	\$0.00	\$0.00	0.0%	\$0.00	\$0.00	0.0%	\$0.00
2002	\$0.00	\$0.00	0.0%	\$0.00	\$0.00	0.0%	\$0.00
2003	\$0.00	\$0.00	0.0%	\$0.00	\$0.00	0.0%	\$0.00
2004	\$0.00	\$0.00	0.0%	\$0.00	\$0.00	0.0%	\$0.00
2005	\$54,335.00	\$54,335.00	100.0%	\$0.00	\$54,335.00	100.0%	\$0.00
2006	\$0.00	\$0.00	0.0%	\$0.00	\$0.00	0.0%	\$0.00
2007	\$62,144.70	\$62,144.70	100.0%	\$0.00	\$62,144.70	100.0%	\$0.00
2008	\$68,520.06	\$68,520.06	100.0%	\$0.00	\$68,520.06	100.0%	\$0.00
2009	\$66,972.00	\$66,972.00	100.0%	\$0.00	\$66,972.00	100.0%	\$0.00
2010	\$14,345.84	\$14,345.84	100.0%	\$0.00	\$14,345.84	100.0%	\$0.00
2011	\$58,819.70	\$58,819.70	100.0%	\$0.00	\$58,819.70	100.0%	\$0.00
2012	\$38,635.50	\$38,635.50	100.0%	\$0.00	\$38,635.50	100.0%	\$0.00
2013	\$35,440.60	\$35,440.60	100.0%	\$0.00	\$35,440.60	100.0%	\$0.00
2014	\$35,012.30	\$35,012.30	100.0%	\$0.00	\$35,012.30	100.0%	\$0.00
2015	\$30,581.00	\$30,581.00	100.0%	\$0.00	\$30,581.00	100.0%	\$0.00
2016	\$31,004.00	\$31,004.00	100.0%	\$0.00	\$31,004.00	100.0%	\$0.00
2017	\$30,500.00	\$30,500.00	100.0%	\$0.00	\$30,500.00	100.0%	\$0.00
2018	\$51,000.00	\$51,000.00	100.0%	\$0.00	\$51,000.00	100.0%	\$0.00
Total	\$577,310.70	\$577,310.70	100.0%	\$0.00	\$577,310.70	100.0%	\$0.00



U.S. Department of Housing and Urban Development
Office of Community Planning and Development
Integrated Disbursement and Information System
Status of HOME Grants
MERCED

DATE: 09-03-19
TIME: 15:46
PAGE: 9

IDIS - PR27

CHDO Operating Funds (CO)

Fiscal Year	Authorized Amount	Amount Committed	% Auth Cmtd	Balance to Commit	Total Disbursed	% Auth Disb	Available to Disburse
1994	\$0.00	\$0.00	0.0%	\$0.00	\$0.00	0.0%	\$0.00
1995	\$0.00	\$0.00	0.0%	\$0.00	\$0.00	0.0%	\$0.00
1996	\$0.00	\$0.00	0.0%	\$0.00	\$0.00	0.0%	\$0.00
1997	\$0.00	\$0.00	0.0%	\$0.00	\$0.00	0.0%	\$0.00
1998	\$0.00	\$0.00	0.0%	\$0.00	\$0.00	0.0%	\$0.00
1999	\$0.00	\$0.00	0.0%	\$0.00	\$0.00	0.0%	\$0.00
2000	\$0.00	\$0.00	0.0%	\$0.00	\$0.00	0.0%	\$0.00
2001	\$0.00	\$0.00	0.0%	\$0.00	\$0.00	0.0%	\$0.00
2002	\$6,000.00	\$6,000.00	100.0%	\$0.00	\$6,000.00	100.0%	\$0.00
2003	\$3,000.00	\$3,000.00	100.0%	\$0.00	\$3,000.00	100.0%	\$0.00
2004	\$0.30	\$0.30	100.0%	\$0.00	\$0.30	100.0%	\$0.00
2005	\$0.00	\$0.00	0.0%	\$0.00	\$0.00	0.0%	\$0.00
2006	\$3,000.00	\$3,000.00	100.0%	\$0.00	\$3,000.00	100.0%	\$0.00
2007	\$0.00	\$0.00	0.0%	\$0.00	\$0.00	0.0%	\$0.00
2008	\$6,000.00	\$6,000.00	100.0%	\$0.00	\$6,000.00	100.0%	\$0.00
2009	\$2,000.00	\$2,000.00	100.0%	\$0.00	\$2,000.00	100.0%	\$0.00
2010	\$2,000.00	\$2,000.00	100.0%	\$0.00	\$2,000.00	100.0%	\$0.00
2011	\$2,000.00	\$2,000.00	100.0%	\$0.00	\$2,000.00	100.0%	\$0.00
2012	\$0.00	\$0.00	0.0%	\$0.00	\$0.00	0.0%	\$0.00
2013	\$0.00	\$0.00	0.0%	\$0.00	\$0.00	0.0%	\$0.00
2014	\$0.00	\$0.00	0.0%	\$0.00	\$0.00	0.0%	\$0.00
2015	\$0.00	\$0.00	0.0%	\$0.00	\$0.00	0.0%	\$0.00
2016	\$0.00	\$0.00	0.0%	\$0.00	\$0.00	0.0%	\$0.00
2017	\$0.00	\$0.00	0.0%	\$0.00	\$0.00	0.0%	\$0.00
2018	\$0.00	\$0.00	0.0%	\$0.00	\$0.00	0.0%	\$0.00
Total	\$24,000.30	\$24,000.30	100.0%	\$0.00	\$24,000.30	100.0%	\$0.00



U.S. Department of Housing and Urban Development
Office of Community Planning and Development
Integrated Disbursement and Information System
Status of HOME Grants
MERCED

DATE: 09-03-19
TIME: 15:46
PAGE: 10

IDIS - PR27

CHDO Funds (CR)

Fiscal Year	CHDO Requirement	Authorized Amount	Amount Suballocated to CL/CC	Amount Subgranted to CHDOS	Balance to Subgrant	Funds Committed to Activities	% Subg Cmt	Balance to Commit	Total Disbursed	% Subg Disb	Available to Disburse
1994	\$75,000.00	\$75,000.00	\$0.00	\$75,000.00	\$0.00	\$75,000.00	100.0%	\$0.00	\$75,000.00	100.0%	\$0.00
1995	\$73,050.00	\$73,050.00	\$0.00	\$73,050.00	\$0.00	\$73,050.00	100.0%	\$0.00	\$73,050.00	100.0%	\$0.00
1996	\$81,150.00	\$81,150.00	\$0.00	\$81,150.00	\$0.00	\$81,150.00	100.0%	\$0.00	\$81,150.00	100.0%	\$0.00
1997	\$79,650.00	\$79,650.00	\$0.00	\$79,650.00	\$0.00	\$79,650.00	100.0%	\$0.00	\$79,650.00	100.0%	\$0.00
1998	\$85,200.00	\$85,200.00	\$0.00	\$85,200.00	\$0.00	\$85,200.00	100.0%	\$0.00	\$85,200.00	100.0%	\$0.00
1999	\$91,650.00	\$139,820.00	\$0.00	\$139,820.00	\$0.00	\$139,820.00	100.0%	\$0.00	\$139,820.00	100.0%	\$0.00
2000	\$91,950.00	\$250,259.00	\$0.00	\$250,259.00	\$0.00	\$250,259.00	100.0%	\$0.00	\$250,259.00	100.0%	\$0.00
2001	\$102,300.00	\$102,300.00	\$0.00	\$102,300.00	\$0.00	\$102,300.00	100.0%	\$0.00	\$102,300.00	100.0%	\$0.00
2002	\$102,000.00	\$102,000.00	\$0.00	\$102,000.00	\$0.00	\$102,000.00	100.0%	\$0.00	\$102,000.00	100.0%	\$0.00
2003	\$105,052.20	\$105,052.20	\$0.00	\$105,052.20	\$0.00	\$105,052.20	100.0%	\$0.00	\$105,052.20	100.0%	\$0.00
2004	\$104,690.40	\$104,700.00	\$0.00	\$104,700.00	\$0.00	\$104,700.00	100.0%	\$0.00	\$104,700.00	100.0%	\$0.00
2005	\$99,842.25	\$99,842.25	\$0.00	\$99,842.25	\$0.00	\$99,842.25	100.0%	\$0.00	\$99,842.25	100.0%	\$0.00
2006	\$93,889.65	\$93,890.00	\$0.00	\$93,890.00	\$0.00	\$93,890.00	100.0%	\$0.00	\$93,890.00	100.0%	\$0.00
2007	\$93,217.05	\$0.00	\$0.00	\$0.00	\$0.00	\$0.00	0.0%	\$0.00	\$0.00	0.0%	\$0.00
2008	\$90,194.55	\$135,017.22	\$0.00	\$135,017.22	\$0.00	\$135,017.22	100.0%	\$0.00	\$135,017.22	100.0%	\$0.00
2009	\$100,458.00	\$100,500.00	\$0.00	\$100,500.00	\$0.00	\$100,500.00	100.0%	\$0.00	\$100,500.00	100.0%	\$0.00
2010	\$99,957.90	\$99,958.00	\$0.00	\$99,958.00	\$0.00	\$99,958.00	100.0%	\$0.00	\$99,958.00	100.0%	\$0.00
2011	\$88,229.55	\$88,234.00	\$0.00	\$88,234.00	\$0.00	\$88,234.00	100.0%	\$0.00	\$88,234.00	100.0%	\$0.00
2012	\$57,953.25	\$57,953.25	\$0.00	\$57,953.25	\$0.00	\$57,953.25	100.0%	\$0.00	\$57,953.25	100.0%	\$0.00
2013	\$53,160.90	\$53,168.10	\$0.00	\$53,168.10	\$0.00	\$53,168.10	100.0%	\$0.00	\$53,168.10	100.0%	\$0.00
2014	\$52,518.45	\$153,871.56	\$0.00	\$153,871.56	\$0.00	\$153,871.55	99.9%	\$0.01	\$153,871.55	99.9%	\$0.01
2015	\$45,871.50	\$150,000.00	\$0.00	\$150,000.00	\$0.00	\$150,000.00	100.0%	\$0.00	\$0.00	0.0%	\$150,000.00
2016	\$49,493.70	\$150,000.00	\$0.00	\$150,000.00	\$0.00	\$150,000.00	100.0%	\$0.00	\$0.00	0.0%	\$150,000.00
2017	\$49,915.35	\$214,410.00	\$0.00	\$214,410.00	\$0.00	\$214,410.00	100.0%	\$0.00	\$0.00	0.0%	\$214,410.00
2018	\$78,062.25	\$78,062.25	\$0.00	\$0.00	\$78,062.25	\$0.00	0.0%	\$78,062.25	\$0.00	0.0%	\$78,062.25
Total	\$2,044,456.95	\$2,673,087.83	\$0.00	\$2,595,025.58	\$78,062.25	\$2,595,025.57	99.9%	\$78,062.26	\$2,080,615.57	80.1%	\$592,472.26



U.S. Department of Housing and Urban Development
Office of Community Planning and Development
Integrated Disbursement and Information System
Status of HOME Grants
MERCED

DATE: 09-03-19
TIME: 15:46
PAGE: 11

IDIS - PR27

CHDO Loans (CL)

Fiscal Year	Authorized Amount	Amount Subgranted	Amount Committed	% Auth Cmtd	Balance to Commit	Total Disbursed	% Auth Disb	Available to Disburse
1994	\$0.00	\$0.00	\$0.00	0.0%	\$0.00	\$0.00	0.0%	\$0.00
1995	\$0.00	\$0.00	\$0.00	0.0%	\$0.00	\$0.00	0.0%	\$0.00
1996	\$0.00	\$0.00	\$0.00	0.0%	\$0.00	\$0.00	0.0%	\$0.00
1997	\$0.00	\$0.00	\$0.00	0.0%	\$0.00	\$0.00	0.0%	\$0.00
1998	\$0.00	\$0.00	\$0.00	0.0%	\$0.00	\$0.00	0.0%	\$0.00
1999	\$0.00	\$0.00	\$0.00	0.0%	\$0.00	\$0.00	0.0%	\$0.00
2000	\$0.00	\$0.00	\$0.00	0.0%	\$0.00	\$0.00	0.0%	\$0.00
2001	\$0.00	\$0.00	\$0.00	0.0%	\$0.00	\$0.00	0.0%	\$0.00
2002	\$0.00	\$0.00	\$0.00	0.0%	\$0.00	\$0.00	0.0%	\$0.00
2003	\$0.00	\$0.00	\$0.00	0.0%	\$0.00	\$0.00	0.0%	\$0.00
2004	\$0.00	\$0.00	\$0.00	0.0%	\$0.00	\$0.00	0.0%	\$0.00
2005	\$0.00	\$0.00	\$0.00	0.0%	\$0.00	\$0.00	0.0%	\$0.00
2006	\$0.00	\$0.00	\$0.00	0.0%	\$0.00	\$0.00	0.0%	\$0.00
2007	\$0.00	\$0.00	\$0.00	0.0%	\$0.00	\$0.00	0.0%	\$0.00
2008	\$0.00	\$0.00	\$0.00	0.0%	\$0.00	\$0.00	0.0%	\$0.00
2009	\$0.00	\$0.00	\$0.00	0.0%	\$0.00	\$0.00	0.0%	\$0.00
2010	\$0.00	\$0.00	\$0.00	0.0%	\$0.00	\$0.00	0.0%	\$0.00
2011	\$0.00	\$0.00	\$0.00	0.0%	\$0.00	\$0.00	0.0%	\$0.00
2012	\$0.00	\$0.00	\$0.00	0.0%	\$0.00	\$0.00	0.0%	\$0.00
2013	\$0.00	\$0.00	\$0.00	0.0%	\$0.00	\$0.00	0.0%	\$0.00
2014	\$0.00	\$0.00	\$0.00	0.0%	\$0.00	\$0.00	0.0%	\$0.00
2015	\$0.00	\$0.00	\$0.00	0.0%	\$0.00	\$0.00	0.0%	\$0.00
2016	\$0.00	\$0.00	\$0.00	0.0%	\$0.00	\$0.00	0.0%	\$0.00
2017	\$0.00	\$0.00	\$0.00	0.0%	\$0.00	\$0.00	0.0%	\$0.00
2018	\$0.00	\$0.00	\$0.00	0.0%	\$0.00	\$0.00	0.0%	\$0.00
Total	\$0.00	\$0.00	\$0.00	0.0%	\$0.00	\$0.00	0.0%	\$0.00



U.S. Department of Housing and Urban Development
Office of Community Planning and Development
Integrated Disbursement and Information System
Status of HOME Grants
MERCED

DATE: 09-03-19
TIME: 15:46
PAGE: 12

IDIS - PR27

CHDO Capacity (CC)

Fiscal Year	Authorized Amount	Amount Subgranted	Amount Committed	% Auth Cmtd	Balance to Commit	Total Disbursed	% Auth Disb	Available to Disburse
1994	\$0.00	\$0.00	\$0.00	0.0%	\$0.00	\$0.00	0.0%	\$0.00
1995	\$0.00	\$0.00	\$0.00	0.0%	\$0.00	\$0.00	0.0%	\$0.00
1996	\$0.00	\$0.00	\$0.00	0.0%	\$0.00	\$0.00	0.0%	\$0.00
1997	\$0.00	\$0.00	\$0.00	0.0%	\$0.00	\$0.00	0.0%	\$0.00
1998	\$0.00	\$0.00	\$0.00	0.0%	\$0.00	\$0.00	0.0%	\$0.00
1999	\$0.00	\$0.00	\$0.00	0.0%	\$0.00	\$0.00	0.0%	\$0.00
2000	\$0.00	\$0.00	\$0.00	0.0%	\$0.00	\$0.00	0.0%	\$0.00
2001	\$0.00	\$0.00	\$0.00	0.0%	\$0.00	\$0.00	0.0%	\$0.00
2002	\$0.00	\$0.00	\$0.00	0.0%	\$0.00	\$0.00	0.0%	\$0.00
2003	\$0.00	\$0.00	\$0.00	0.0%	\$0.00	\$0.00	0.0%	\$0.00
2004	\$0.00	\$0.00	\$0.00	0.0%	\$0.00	\$0.00	0.0%	\$0.00
2005	\$0.00	\$0.00	\$0.00	0.0%	\$0.00	\$0.00	0.0%	\$0.00
2006	\$0.00	\$0.00	\$0.00	0.0%	\$0.00	\$0.00	0.0%	\$0.00
2007	\$0.00	\$0.00	\$0.00	0.0%	\$0.00	\$0.00	0.0%	\$0.00
2008	\$0.00	\$0.00	\$0.00	0.0%	\$0.00	\$0.00	0.0%	\$0.00
2009	\$0.00	\$0.00	\$0.00	0.0%	\$0.00	\$0.00	0.0%	\$0.00
2010	\$0.00	\$0.00	\$0.00	0.0%	\$0.00	\$0.00	0.0%	\$0.00
2011	\$0.00	\$0.00	\$0.00	0.0%	\$0.00	\$0.00	0.0%	\$0.00
2012	\$0.00	\$0.00	\$0.00	0.0%	\$0.00	\$0.00	0.0%	\$0.00
2013	\$0.00	\$0.00	\$0.00	0.0%	\$0.00	\$0.00	0.0%	\$0.00
2014	\$0.00	\$0.00	\$0.00	0.0%	\$0.00	\$0.00	0.0%	\$0.00
2015	\$0.00	\$0.00	\$0.00	0.0%	\$0.00	\$0.00	0.0%	\$0.00
2016	\$0.00	\$0.00	\$0.00	0.0%	\$0.00	\$0.00	0.0%	\$0.00
2017	\$0.00	\$0.00	\$0.00	0.0%	\$0.00	\$0.00	0.0%	\$0.00
2018	\$0.00	\$0.00	\$0.00	0.0%	\$0.00	\$0.00	0.0%	\$0.00
Total	\$0.00	\$0.00	\$0.00	0.0%	\$0.00	\$0.00	0.0%	\$0.00



U.S. Department of Housing and Urban Development
Office of Community Planning and Development
Integrated Disbursement and Information System
Status of HOME Grants
MERCED

DATE: 09-03-19
TIME: 15:46
PAGE: 13

IDIS - PR27

Reservations to State Recipients and Sub-recipients (SU)

Fiscal Year	Authorized Amount	Amount Subgranted to Other Entities	Amount Committed	% Auth Cmtd	Balance to Commit	Total Disbursed	% Auth Disb	Available to Disburse
1994	\$0.00	\$0.00	\$0.00	0.0%	\$0.00	\$0.00	0.0%	\$0.00
1995	\$0.00	\$0.00	\$0.00	0.0%	\$0.00	\$0.00	0.0%	\$0.00
1996	\$0.00	\$0.00	\$0.00	0.0%	\$0.00	\$0.00	0.0%	\$0.00
1997	\$0.00	\$0.00	\$0.00	0.0%	\$0.00	\$0.00	0.0%	\$0.00
1998	\$0.00	\$0.00	\$0.00	0.0%	\$0.00	\$0.00	0.0%	\$0.00
1999	\$0.00	\$0.00	\$0.00	0.0%	\$0.00	\$0.00	0.0%	\$0.00
2000	\$0.00	\$0.00	\$0.00	0.0%	\$0.00	\$0.00	0.0%	\$0.00
2001	\$0.00	\$0.00	\$0.00	0.0%	\$0.00	\$0.00	0.0%	\$0.00
2002	\$0.00	\$0.00	\$0.00	0.0%	\$0.00	\$0.00	0.0%	\$0.00
2003	\$0.00	\$0.00	\$0.00	0.0%	\$0.00	\$0.00	0.0%	\$0.00
2004	\$0.00	\$0.00	\$0.00	0.0%	\$0.00	\$0.00	0.0%	\$0.00
2005	\$0.00	\$0.00	\$0.00	0.0%	\$0.00	\$0.00	0.0%	\$0.00
2006	\$0.00	\$0.00	\$0.00	0.0%	\$0.00	\$0.00	0.0%	\$0.00
2007	\$0.00	\$0.00	\$0.00	0.0%	\$0.00	\$0.00	0.0%	\$0.00
2008	\$0.00	\$0.00	\$0.00	0.0%	\$0.00	\$0.00	0.0%	\$0.00
2009	\$0.00	\$0.00	\$0.00	0.0%	\$0.00	\$0.00	0.0%	\$0.00
2010	\$0.00	\$0.00	\$0.00	0.0%	\$0.00	\$0.00	0.0%	\$0.00
2011	\$0.00	\$0.00	\$0.00	0.0%	\$0.00	\$0.00	0.0%	\$0.00
2012	\$0.00	\$0.00	\$0.00	0.0%	\$0.00	\$0.00	0.0%	\$0.00
2013	\$0.00	\$0.00	\$0.00	0.0%	\$0.00	\$0.00	0.0%	\$0.00
2014	\$0.00	\$0.00	\$0.00	0.0%	\$0.00	\$0.00	0.0%	\$0.00
2015	\$0.00	\$0.00	\$0.00	0.0%	\$0.00	\$0.00	0.0%	\$0.00
2016	\$0.00	\$0.00	\$0.00	0.0%	\$0.00	\$0.00	0.0%	\$0.00
2017	\$0.00	\$0.00	\$0.00	0.0%	\$0.00	\$0.00	0.0%	\$0.00
2018	\$0.00	\$0.00	\$0.00	0.0%	\$0.00	\$0.00	0.0%	\$0.00
Total	\$0.00	\$0.00	\$0.00	0.0%	\$0.00	\$0.00	0.0%	\$0.00



U.S. Department of Housing and Urban Development
Office of Community Planning and Development
Integrated Disbursement and Information System
Status of HOME Grants
MERCED

DATE: 09-03-19
TIME: 15:46
PAGE: 14

IDIS - PR27

Total Program Funds

Fiscal Year	Total Authorization	Local Account Funds	Committed Amount	Net Disbursed for Activities	Net Disbursed for Admin/CHDO OP	Net Disbursed	Disbursed Pending Approval	Total Disbursed	Available to Disburse
1994	\$500,000.00	\$0.00	\$500,000.00	\$500,000.00	\$0.00	\$500,000.00	\$0.00	\$500,000.00	\$0.00
1995	\$487,000.00	\$0.00	\$487,000.00	\$487,000.00	\$0.00	\$487,000.00	\$0.00	\$487,000.00	\$0.00
1996	\$541,000.00	\$28,669.31	\$569,669.31	\$569,669.31	\$0.00	\$569,669.31	\$0.00	\$569,669.31	\$0.00
1997	\$531,000.00	\$74,704.61	\$605,704.61	\$605,704.61	\$0.00	\$605,704.61	\$0.00	\$605,704.61	\$0.00
1998	\$568,000.00	\$30,874.78	\$598,874.78	\$598,874.78	\$0.00	\$598,874.78	\$0.00	\$598,874.78	\$0.00
1999	\$611,000.00	\$138,784.81	\$749,784.81	\$749,784.81	\$0.00	\$749,784.81	\$0.00	\$749,784.81	\$0.00
2000	\$613,000.00	\$189,259.41	\$802,259.41	\$802,259.41	\$0.00	\$802,259.41	\$0.00	\$802,259.41	\$0.00
2001	\$682,000.00	\$244,884.80	\$926,884.80	\$926,884.80	\$0.00	\$926,884.80	\$0.00	\$926,884.80	\$0.00
2002	\$680,000.00	\$772,829.84	\$1,446,829.84	\$1,446,829.84	\$6,000.00	\$1,452,829.84	\$0.00	\$1,452,829.84	\$0.00
2003	\$700,348.00	\$792,402.29	\$1,489,750.29	\$1,489,750.29	\$3,000.00	\$1,492,750.29	\$0.00	\$1,492,750.29	\$0.00
2004	\$697,936.00	\$606,580.12	\$1,304,515.82	\$1,304,515.82	\$0.30	\$1,304,516.12	\$0.00	\$1,304,516.12	\$0.00
2005	\$665,615.00	\$496,044.39	\$1,107,324.39	\$1,107,324.39	\$54,335.00	\$1,161,659.39	\$0.00	\$1,161,659.39	\$0.00
2006	\$625,931.00	\$444,771.03	\$1,067,702.03	\$1,067,702.03	\$3,000.00	\$1,070,702.03	\$0.00	\$1,070,702.03	\$0.00
2007	\$621,447.00	\$173,696.91	\$732,999.21	\$732,999.21	\$62,144.70	\$795,143.91	\$0.00	\$795,143.91	\$0.00
2008	\$466,280.23	\$89,951.72	\$481,711.89	\$481,711.89	\$74,520.06	\$556,231.95	\$0.00	\$556,231.95	\$0.00
2009	\$667,720.00	\$110,596.52	\$709,344.52	\$709,344.52	\$68,972.00	\$778,316.52	\$0.00	\$778,316.52	\$0.00
2010	\$666,386.00	\$103,878.83	\$753,918.99	\$753,918.99	\$16,345.84	\$770,264.83	\$0.00	\$770,264.83	\$0.00
2011	\$588,197.00	\$99,994.68	\$627,371.98	\$627,371.98	\$60,819.70	\$688,191.68	\$0.00	\$688,191.68	\$0.00
2012	\$386,355.00	\$95,288.52	\$443,008.02	\$443,008.02	\$38,635.50	\$481,643.52	\$0.00	\$481,643.52	\$0.00
2013	\$354,406.00	\$91,177.74	\$410,143.14	\$410,143.14	\$35,440.60	\$445,583.74	\$0.00	\$445,583.74	\$0.00
2014	\$350,123.00	\$152,345.70	\$467,456.39	\$467,456.39	\$35,012.30	\$502,468.69	\$0.00	\$502,468.69	\$0.01
2015	\$305,810.00	\$123,770.77	\$398,999.77	\$140,080.44	\$30,581.00	\$170,661.44	\$0.00	\$170,661.44	\$258,919.33
2016	\$329,958.00	\$553,179.20	\$852,133.20	\$336,448.21	\$31,004.00	\$369,452.21	\$0.00	\$369,452.21	\$513,684.99
2017	\$332,769.00	\$195,909.18	\$464,726.76	\$207,048.83	\$30,500.00	\$237,548.83	\$0.00	\$237,548.83	\$291,129.35
2018	\$520,415.00	\$68,629.17	\$40,590.82	\$40,590.82	\$51,000.00	\$91,590.82	\$0.00	\$91,590.82	\$497,453.35
2019	\$0.00	\$3,521.32	\$0.00	\$0.00	\$0.00	\$0.00	\$0.00	\$0.00	\$3,521.32
Total	\$13,492,696.23	\$5,681,745.65	\$18,038,704.78	\$17,008,422.53	\$601,311.00	\$17,609,733.53	\$0.00	\$17,609,733.53	\$1,564,708.35



U.S. Department of Housing and Urban Development
Office of Community Planning and Development
Integrated Disbursement and Information System
Status of HOME Grants
MERCED

DATE: 09-03-19
TIME: 15:46
PAGE: 15

IDIS - PR27

Total Program Percent

Fiscal Year	Total Authorization	Local Account Funds	% Committed for Activities	% Disb for Activities	% Disb for Admin/CHDO OP	% Net Disbursed	% Disbursed Pending Approval	% Total Disbursed	% Available to Disburse
1994	\$500,000.00	\$0.00	100.0%	100.0%	0.0%	100.0%	0.0%	100.0%	0.0%
1995	\$487,000.00	\$0.00	100.0%	100.0%	0.0%	100.0%	0.0%	100.0%	0.0%
1996	\$541,000.00	\$28,669.31	100.0%	100.0%	0.0%	100.0%	0.0%	100.0%	0.0%
1997	\$531,000.00	\$74,704.61	100.0%	100.0%	0.0%	100.0%	0.0%	100.0%	0.0%
1998	\$568,000.00	\$30,874.78	100.0%	100.0%	0.0%	100.0%	0.0%	100.0%	0.0%
1999	\$611,000.00	\$138,784.81	100.0%	100.0%	0.0%	100.0%	0.0%	100.0%	0.0%
2000	\$613,000.00	\$189,259.41	100.0%	100.0%	0.0%	100.0%	0.0%	100.0%	0.0%
2001	\$682,000.00	\$244,884.80	100.0%	100.0%	0.0%	100.0%	0.0%	100.0%	0.0%
2002	\$680,000.00	\$772,829.84	99.5%	99.5%	0.8%	100.0%	0.0%	100.0%	0.0%
2003	\$700,348.00	\$792,402.29	99.7%	99.7%	0.4%	100.0%	0.0%	100.0%	0.0%
2004	\$697,936.00	\$606,580.12	99.9%	99.9%	0.0%	100.0%	0.0%	100.0%	0.0%
2005	\$665,615.00	\$496,044.39	95.3%	95.3%	8.1%	99.9%	0.0%	99.9%	0.0%
2006	\$625,931.00	\$444,771.03	99.7%	99.7%	0.4%	100.0%	0.0%	100.0%	0.0%
2007	\$621,447.00	\$173,696.91	92.1%	92.1%	9.9%	99.9%	0.0%	99.9%	0.0%
2008	\$466,280.23	\$89,951.72	86.6%	86.6%	15.9%	100.0%	0.0%	100.0%	0.0%
2009	\$667,720.00	\$110,596.52	91.1%	91.1%	10.3%	100.0%	0.0%	100.0%	0.0%
2010	\$666,386.00	\$103,878.83	97.8%	97.8%	2.4%	100.0%	0.0%	100.0%	0.0%
2011	\$588,197.00	\$99,994.68	91.1%	91.1%	10.3%	100.0%	0.0%	100.0%	0.0%
2012	\$386,355.00	\$95,288.52	91.9%	91.9%	10.0%	100.0%	0.0%	100.0%	0.0%
2013	\$354,406.00	\$91,177.74	92.0%	92.0%	9.9%	100.0%	0.0%	100.0%	0.0%
2014	\$350,123.00	\$152,345.70	93.0%	93.0%	10.0%	99.9%	0.0%	99.9%	0.0%
2015	\$305,810.00	\$123,770.77	92.8%	92.8%	32.6%	39.7%	0.0%	39.7%	60.2%
2016	\$329,958.00	\$553,179.20	96.4%	38.3%	9.3%	41.8%	0.0%	41.8%	58.1%
2017	\$332,769.00	\$195,909.18	87.9%	39.1%	9.1%	44.9%	0.0%	44.9%	55.0%
2018	\$520,415.00	\$68,629.17	6.8%	6.8%	9.7%	15.5%	0.0%	15.5%	84.4%
2019	\$0.00	\$3,521.32	0.0%	0.0%	0.0%	0.0%	0.0%	0.0%	100.0%
Total	\$13,492,696.23	\$5,681,745.65	94.0%	88.7%	4.4%	91.8%	0.0%	91.8%	8.1%

U.S. Department of Housing and Urban Development
Office of Community Planning and Development
Integrated Disbursement and Information System
Home Matching Liability Report

DATE: 09-03-19
TIME: 15:47
PAGE: 1

MERCED, CA

Fiscal Year	Match Percent	Total Disbursements	Disbursements Requiring Match	Match Liability Amount
1998	0.0%	\$604,473.89	\$0.00	\$0.00
1999	0.0%	\$638,068.66	\$0.00	\$0.00
2000	0.0%	\$324,733.86	\$0.00	\$0.00
2001	0.0%	\$521,890.85	\$0.00	\$0.00
2002	0.0%	\$227,947.13	\$0.00	\$0.00
2003	0.0%	\$767,263.61	\$0.00	\$0.00
2004	0.0%	\$669,846.25	\$0.00	\$0.00
2005	0.0%	\$876,825.72	\$0.00	\$0.00
2006	0.0%	\$851,628.39	\$0.00	\$0.00
2007	0.0%	\$995,478.80	\$0.00	\$0.00
2008	0.0%	\$561,904.22	\$0.00	\$0.00
2009	0.0%	\$520,713.92	\$0.00	\$0.00
2010	0.0%	\$72,617.51	\$0.00	\$0.00
2011	0.0%	\$372,833.27	\$0.00	\$0.00
2012	0.0%	\$391,761.04	\$0.00	\$0.00
2013	0.0%	\$1,312,255.46	\$0.00	\$0.00
2014	0.0%	\$89,555.84	\$0.00	\$0.00

IDIS - PR33

U.S. Department of Housing and Urban Development
Office of Community Planning and Development
Integrated Disbursement and Information System
Home Matching Liability Report

DATE: 09-03-19
TIME: 15:47
PAGE: 2

2015	0.0%	\$237,789.74	\$0.00	\$0.00
2016	0.0%	\$100,644.87	\$0.00	\$0.00
2017	0.0%	\$414,972.53	\$0.00	\$0.00
2018	0.0%	\$251,870.67	\$0.00	\$0.00

U.S. DEPARTMENT OF HOUSING AND URBAN
DEVELOPMENT
OFFICE OF COMMUNITY PLANNING AND DEVELOPMENT
PR 45 - HOME Grants Not Meeting the 24 Month Commitment
Deadline
PR 45 - HOME Grants Not Meeting the 24 Month Commitment Deadline

DATE: 8/7/2019
TIME: 11:27:48 AM
PAGE: 1/2

Page by:

Rows: 4

Columns: 3

Report Filter:

{ApplyComparison("#0 IN (SELECT grantee_id FROM ACTIVE_LOGIN_ACCESS WHERE login_id = #1)",Grantee (ID),"B54419")) And ({Deadline Date
(Date Format)} (ID) Between 1/1/2015 and 12/31/2030)

1
1/2

U.S. DEPARTMENT OF HOUSING AND URBAN
DEVELOPMENT
OFFICE OF COMMUNITY PLANNING AND DEVELOPMENT
PR 45 - HOME Grants Not Meeting the 24 Month Commitment
Deadline

DATE: 8/7/2019
TIME: 11:27:48 AM
PAGE: 2/2

PR 45 - HOME Grants Not Meeting the 24 Month Commitment Deadline

Field Office	Grantee			Grant Number	Commitment Fund Type	Deadline Date	Commitment Requirement Amount	Amount Committed at Deadline	Amount Uncommitted at Deadline
SAN FRANCISCO	MERCED	CA	MERCED,CA	M15MC060227	CHDO Reservations	07/31/2017	\$45,871.50	\$150,000.00	\$0.00
				M16MC060227	CHDO Reservations	08/31/2018	\$49,493.70	\$150,000.00	\$0.00
				M17MC060227	CHDO Reservations	09/30/2019	\$49,915.35	\$214,410.00	\$0.00
				M18MC060227	CHDO Reservations	08/31/2020	\$78,062.25	\$0.00	\$78,062.25



HOUSING

Matrix Code	Eligible Activity	Number of Households Assisted
14G	Acquisition for Rehabilitation	4
		Total Number of Households Assisted: 4

PUBLIC SERVICES

Matrix Code	Eligible Activity	Number of Persons Benefitting
03T	Operating Costs of Homeless/AIDS Patients Programs	308
05A	Senior Services	85
05J	Fair Housing Activities (if CDBG, then subject to 15% cap)	5
05L	Child Care Services	17
05Q	Subsistence Payment	47
05V	Neighborhood Cleanups	9,715
		Total Number of Persons Benefitting: 10,177

PUBLIC IMPROVEMENTS

Matrix Code	Eligible Activity	Number of Persons Benefitting
03L	Sidewalks	5,070
		Total Number of Persons Benefitting: 5,070



U.S. Department of Housing and Urban Development
Office of Community Planning and Development
Integrated Disbursement and Information System
CDBG Community Development Block Grant Performance Profile
PR54 - MERCED, CA
Program Year From 07-01-2018 To 06-30-2019

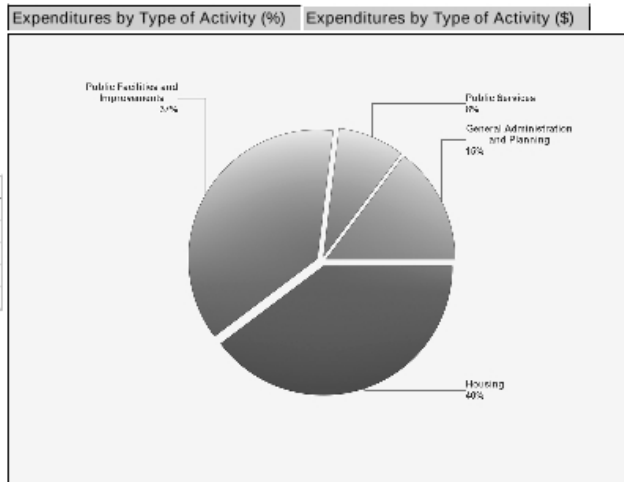
DATE: 09-05-19
TIME: 18:13
PAGE: 1

Program Year 2018 Funds

2018 CDBG Allocation	\$1,128,771.00
Program Income Received During Program Year 2018	\$234,962.12
Funds Returned to Local Program Account During Program Year 2018	\$0.00
Total Available ¹	\$1,363,733.12

Expenditures²

Type of Activity	Expenditure	Percentage
Housing	\$720,216.51	39.69%
Public Facilities and Improvements	\$676,231.00	37.26%
Public Services	\$151,273.36	8.34%
General Administration and Planning	\$266,962.71	14.71%
Total	\$1,814,683.58	100.00%



Timeliness

Timeliness Ratio - unexpended funds as percent of 2018 allocation 1.32



Program Targeting

1 -Percentage of Expenditures Assisting Low- and Moderate-Income Persons and Households Either Directly or On an Area Basis³

100.00%

2 -Percentage of Expenditures That Benefit Low/Mod Income Areas

27.67%

3 -Percentage of Expenditures That Aid in The Prevention or Elimination of Slum or Blight

0.00%

4 -Percentage of Expenditures Addressing Urgent Needs

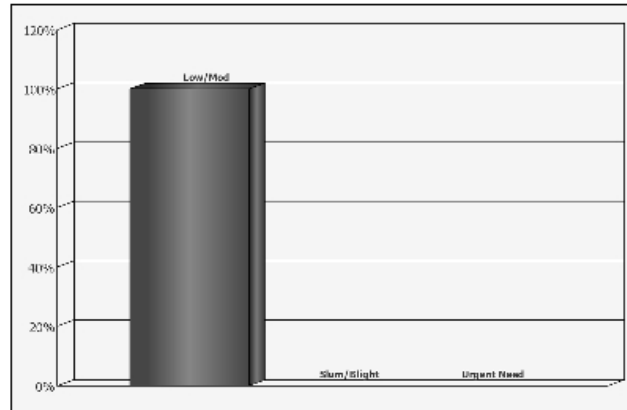
0.00%

5 -Funds Expended in Neighborhood (Community For State) Revitalization Strategy Areas and by Community Development Financial Institution.

\$0.00

6 -Percentage of Funds Expended in Neighborhood (Community For State) Revitalization Strategy Areas and by Community Development Financial Institution

0.00%





U.S. Department of Housing and Urban Development
Office of Community Planning and Development
Integrated Disbursement and Information System
CDBG Community Development Block Grant Performance Profile
PR54 - MERCED, CA
Program Year From 07-01-2018 To 06-30-2019

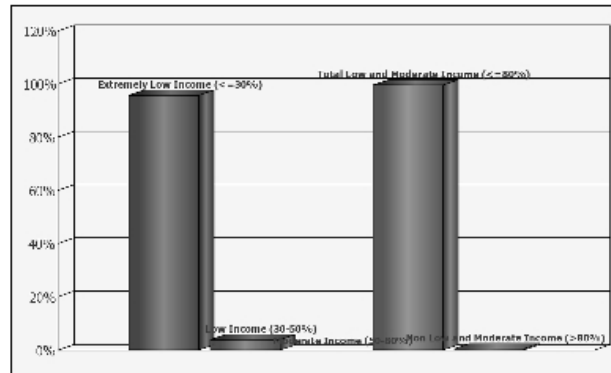
DATE: 09-05-19
TIME: 18:13
PAGE: 3

CDBG Beneficiaries by Racial/Ethnic Category⁴

Race	Total	Hispanic
White	36.91%	9.38%
Black/African American	19.31%	0.00%
Asian	0.21%	0.00%
American Indian/Alaskan Native	0.00%	0.00%
Native Hawaiian/Other Pacific Islander	0.00%	0.00%
American Indian/Alaskan Native & White	0.21%	0.52%
Asian & White	0.00%	0.00%
Black/African American & White	0.00%	0.00%
Amer. Indian/Alaskan Native & Black/African Amer.	0.00%	0.00%
Other multi-racial	43.35%	90.10%
Asian/Pacific Islander (valid until 03-31-04)	0.00%	0.00%
Hispanic (valid until 03-31-04)	0.00%	0.00%

Income of CDBG Beneficiaries

Income Level	Percentage
Extremely Low Income (<=30%)	95.71%
Low Income (30-50%)	3.86%
Moderate Income (50-80%)	0.00%
Total Low and Moderate Income (<=80%)	99.57%
Non Low and Moderate Income (>80%)	0.43%



Program Year 2018 Accomplishments



U.S. Department of Housing and Urban Development
Office of Community Planning and Development
Integrated Disbursement and Information System
CDBG Community Development Block Grant Performance Profile
PR54 - MERCED, CA
Program Year From 07-01-2018 To 06-30-2019

DATE: 09-05-19
TIME: 18:13
PAGE: 4

Accomplishment	Number
Actual Jobs Created or Retained	0
Households Receiving Housing Assistance	4
Persons Assisted Directly, Primarily By Public Services and Public Facilities	462
Persons for Whom Services and Facilities were Available	14,785 ⁵
Units Rehabilitated-Single Units	0
Units Rehabilitated-Multi Unit Housing	0

Funds Leveraged for Activities Completed \$944,758.92

Notes

1 Also, additional funds may have been available from prior years.

2 The return of grant funds is not reflected in these expenditures.

3 Derived by dividing annual expenditures for low-and moderate-income activities by the total expenditures for all activities (excluding planning and administration, except when State planning activities have a national objective) during the program year.

4 For entitlement communities, these data are only for those activities that directly benefit low- and moderate-income persons or households. They do not include data for activities that provide assistance to low- and moderate-income persons on an area basis, activities that aid in the prevention and elimination of slums and blight, and activities that address urgent needs. For states, these data are reported for all activities that benefit low- and moderate-income persons or households, aid in the prevention and elimination of slums and blight, and address urgent needs.

5 This number represents the total number of persons/households for whom services/facilities were available for [in many cases] multiple area benefit activities as reported by grantees. A service or facility meeting the national objective of benefiting low- and moderate-income persons on an area basis is available to all residents of the area served by the activity. If one or more activities had the same or overlapping service areas, the number of persons served by each activity was used to calculate the total number served; e.g., if two activities providing different services had the same service area, the number of persons in the service area would be counted twice; once for each activity.



U.S. Department of Housing and Urban Development
Office of Community Planning and Development
Integrated Disbursement and Information System

DATE: 09-03-19
TIME: 15:58
PAGE: 1

Current CDBG Timeliness Report
Grantee : MERCED, CA

PGM YEAR	PGM YEAR START DATE	TIMELINESS TEST DATE	CDBG GRANT AMT	--- LETTER OF CREDIT BALANCE ---		DRAW RATIO		MINIMUM DISBURSEMENT TO MEET TEST	
				UNADJUSTED	ADJUSTED FOR PI	UNADJ	ADJ	UNADJUSTED	ADJUSTED
2018	07-01-18	05-02-19	1,128,771.00	1,487,046.18	1,487,046.18	1.32	1.32		
2019	07-01-19	05-02-20	UNAVAILABLE	1,032,522.63	1,032,522.63	*****	*****	GRANT UNAVAILABLE FOR CALCULATION	

NOTE: If ***** appears in place of ratio, then ratio cannot be calculated because either the grantee's current year grant has not been obligated in LOCCS or the current program year start and end dates have not been entered in IDIS.



U.S. Department of Housing and Urban Development
Office of Community Planning and Development
Integrated Disbursement and Information System
CDBG Activities At Risk Dashboard



Grantee: MERCED

Remediation Plans Rejected by the Field Office: 0 Activity

Awaiting Field Office Review: 4 Activities

Remediation Completed by Grantee but Plan is Still Awaiting Field Office Review: 0 Activity

Awaiting Grantee's Required Explanation and Remediation Plan: 0 Activity

Awaiting Grantee's Completion of Remediation Actions: 0 Activity

Pending At Risk: 0 Activity

X The activity is currently flagged as At-Risk for the condition specified on the column heading

O No action required but this activity may soon be flagged as At-Risk for the condition specified on the column heading

^ The activity review is overdue

Awaiting Field Office Review(4 Activities)

IDIS Activity	Activity	Matrix Code	Remediation Submitted	Remediation Submitted by	Target Completion Date for Remediation Action	Reason	Remediation Action	FO Due Date	FO Review Date	Overdue	1 Year No Draw	3 Year No Acc	80% Drawn No Acc
998	ECONOMIC DEVELOPMENT	18B	7/2/2019	C09049	12/29/2019	Project has been delayed due to insuring the infrastructure is properly assessed for the Water and Sewer lines. The City of Merced Engineering Department is continuing to work with the developer.	The developer is working with the City to break ground with construction starting in August 2019 and infrastructure components will be the first items completed once construction begins.	9/30/2019			X		
1100	Brush with Kindness - Habitat for Humanity Stanislaus County	14A	7/2/2019	C09049	12/29/2019	Accomplishment was not entered before the draw was done. Habitat for Humanity is finalizing work write-up with the homeowners and projects will begin within the next couple of months.	Building permits, lead based paint inspections and securing licensed contractors are in process. Habitat for Humanity continues to look for qualified households wishing to participate in the program. Additionally, housing staff works with Habitat to expedite the current projects with the homeowners to ensure completion of the projects.	9/30/2019			X		

Report Generated on: 09-03-19. Data from IDIS as of the previous business day.

Page: 1



U.S. Department of Housing and Urban Development
Office of Community Planning and Development
Integrated Disbursement and Information System
CDBG Activities At Risk Dashboard



Grantee: MERCED

IDIS Activity	Activity	Matrix Code	Remediation Submitted	Remediation Submitted by	Target Completion Date for Remediation Action	Reason	Remediation Action	FO Due Date	FO Review Date	Overdue	1 Year no Draw	3 Year No Acc	80% Drawn No Acc
1102	GATEWAY TERRACE II - CVCAH (CHDO)	03J	7/2/2019	C09049	10/31/2019	Off-site improvement plans are being reviewed by the City Engineering Department. Upon approval of the off-site improvement plans the project should be able to begin construction. The off-site plans have to be modified to include additional improvements that were unforeseen when the activity was originally created.	Housing staff is meeting with the developer and Engineering staff to ensure that all improvements are included in the revised plans prior to approval. The developer is working with the City to break ground with construction starting in August 2019 and infrastructure components will be the first items completed once construction begins.	9/30/2019			X		
1114	Habitat for Humanity - Homeowner Rehabilitation and New Construction Program	14A	7/2/2019	C09049	12/29/2019	Accomplishment was not entered before the draw was done. Habitat for Humanity is finalizing work write-up with the homeowners and projects will begin within the next couple of months.	Accomplishment has now been updated. Building permits, lead based paint inspections and securing licensed contractors are in process.	9/30/2019			X		X

Report Generated on: 09-03-19. Data from IDIS as of the previous business day.

Page: 2

U.S. DEPARTMENT OF HOUSING AND URBAN DEVELOPMENT
OFFICE OF COMMUNITY PLANNING AND DEVELOPMENT
PR59 - Remediated Activities

DATE: 9/3/2019
TIME: 4:08:40 PM
PAGE: 1/2

IDIS

Hud Office	Grantee	State	IDIS Activity	Activity Name	Activity Status	Activity Review Flag	Review Type Description	Remediation Submitted	FO Approval Deadline	Remediation Plan Submission Deadline
SAN FRANCISCO	MERCED	California	998	ECONOMIC DEVELOPMENT	Open	Currently flagged	No Draw for 12 months	7/2/2019	9/30/2019	
			1100	Brush with Kindness - Habitat for Humanity Stanislaus County	Open	Currently flagged	No Draw for 12 months	7/2/2019	9/30/2019	
			1102	GATEWAY TERRACE II - CVCAH (CHDO)	Open	Currently flagged	No Draw for 12 months	7/2/2019	9/30/2019	
			1114	Habitat for Humanity - Homeowner Rehabilitation and New Construction Program	Open	Currently flagged	No Draw for 12 months No Accomplishment and 90% Drawn	7/2/2019	9/30/2019	

U.S. DEPARTMENT OF HOUSING AND URBAN DEVELOPMENT
OFFICE OF COMMUNITY PLANNING AND DEVELOPMENT
PR59 - Remediated Activities

DATE: 9/3/2019
TIME: 4:08:40 PM
PAGE: 2/2

IDIS

FO Approved On	Target Completion Date for Remediation Action	Actual Completion Date for Remediation Action
	12/29/2019	
	12/29/2019	
	10/31/2019	
	12/29/2019	
	12/29/2019	

IDIS - PR79

U.S. Department of Housing and Urban Development
Office of Community Planning and Development
Integrated Disbursement and Information System
CDBG Housing Rehabilitation Report
MERCED, CA

DATE: 09-03-19
TIME: 16:09
PAGE: 1

CDBG Owner/Occupied Housing Rehabilitation Activities Completed During Fiscal Year 2018

* Units Assisted and Expenditures displayed for these categories will be duplicated in other asterisked categories if a grantee performed more than one of these functions for any activity.

U.S. Department of Housing and Urban Development
Office of Community Planning and Development
Integrated Disbursement and Information System
CDBG Housing Rehabilitation Report
MERCED, CA
CDBG Rental Housing Rehabilitation Activities Completed During Fiscal Year 2018

DATE: 09-03-19
TIME: 16:09
PAGE: 2

Total Matrix Code	Total Expenditures	Total Units Assisted	Average Cost
14A	\$0.00	0	\$0.00
14B	\$0.00	0	\$0.00
14C	\$0.00	0	\$0.00
14D	\$0.00	0	\$0.00
14F	\$0.00	0	\$0.00
14G	\$545,011.50	4	\$136,252.87
14H	\$0.00	0	\$0.00
14I	\$0.00	0	\$0.00
16A	\$0.00	0	\$0.00
Totals	\$545,011.50	4	\$136,252.88

Excluding security devices, smoke detectors, emergency repairs, painting and tool lending

Matrix Code	Total Expenditures	Total Units Assisted	Average Cost
14A	\$0.00	0	\$0.00
14B	\$0.00	0	\$0.00
14C	\$0.00	0	\$0.00
14D	\$0.00	0	\$0.00
14F	\$0.00	0	\$0.00
14G	\$545,011.50	4	\$136,252.87
14H	\$0.00	0	\$0.00
14I	\$0.00	0	\$0.00
16A	\$0.00	0	\$0.00
Totals	\$545,011.50	4	\$136,252.88

* Units Assisted and Expenditures displayed for these categories will be duplicated in other asterisked categories if a grantee performed more than one of these functions for any activity.

Attachment 5. CAPER - Proof of Publication

PROOF OF PUBLICATION

(2015.5 C.C.P.)

Proof of Publication of

STATE OF CALIFORNIA)

)ss.

COUNTY OF MERCED

I am a citizen of the United States and a resident of this county aforesaid. I am over the age of eighteen years, and not a party to or interested in the above-entitled matter. I am the printer/foreman or principal clerk of The Merced County Times, a newspaper of general circulation, printed and published in the City of Merced, County of Merced, and which newspaper has been adjudged a newspaper of general circulation by the Superior Court of the County of Merced, State of California, under the date of December 14, 1990, Case Number 143600; that the notice, of which the annexed is a printed copy, has been published in each regular and entire issue of said newspaper and not in any supplement thereof on the following dates: to wit

LEGAL#6441

PUBLIC NOTICE FOR HOUSING AND URBAN DEVELOPMENT CONSOLIDATED ANNUAL PERFORMANCE AND EVALUATION REPORT

Publication Date: 08-15-2019

I certify (or declare) under penalty of perjury that the foregoing is true and correct.

[Signature]

Dated this 15th of August, 2019

Proof of Publication - Merced County Times, 2221 K St., Merced, California, 95341 Telephone 585-0433
Adjudged a newspaper of general circulation by court decree No. 143600.

This space is for the County Clerk's Filing Stamp

Copy of notice here

Legal#6441
PUBLIC NOTICE
PUBLIC NOTICE FOR
HOUSING AND URBAN
DEVELOPMENT CON-
SOLIDATED ANNUAL
PERFORMANCE AND
EVALUATION REPORT
(CAPER)
A Hearing will be held be-
fore the Merced City Coun-
cil at 6:00 P.M. on Monday,
September 16, 2019, to re-
view the Consolidated An-
nual Performance and
Evaluation Report
(CAPER) for the Fiscal
Year 2018/19. At that meet-
ing, input will be accepted
from the public regarding
the CAPER and thereafter
expenditure recommenda-
tions for Community Devel-
opment Block Grant (COBG)
(COBG) and HOME Invest-
ment Partnership Program
(HOME) funds.
The CAPER document
summarizes how the City
spent Federal funds on af-
ordable housing and com-
munity service projects,
and programs to benefit
the community.
Input will be accepted on
September 16, 2019, at
6:00 P.M. at the City of
Merced, 2221 K Street,
Merced, California 95341.
For more information, please
contact the City of Merced
at (209) 385-6863.
CITY CLERK
CITY OF MERCED
Publish: _____
/s/ Mark Hamilton
Mark Hamilton,
Housing Supervisor
Publish Date: 08-15-2019

AFFIDAVIT OF PUBLICATION

Account #	Ad Number	Identification	PO	Cols	Lines
336678	3306341295	CAPER HEARING WE MARK HAMILTON	CAPER HEARING MARK HAMILT	2	42

Attention:

CITY OF MERCED HOUSING DIVISION
 678 W. 18TH ST.
 MERCED, CA 95340

Declaration of Publication 2015.5 C.C.P.

STATE OF CALIFORNIA)
) ss.
 County of Merced)

I am a citizen of the United States; I am over the age of eighteen years, and not a party to or interested in the above entitled matter. I am the principal clerk of the printer of the Merced Sun-Star, a newspaper of general circulation, printed and published in the city of Merced, County of Merced, and which newspaper has been adjudged a newspaper of general circulation by the Superior Court of the County of Merced, State of California, under the date of July 14, 1964 Case Number 33224 that the notice, of which the annexed is a printed copy, has been published in each regular and entire issue of said newspaper and not in any supplement thereof on the following dates, to wit:

August 15, 2019

I certify (or declare) under penalty of perjury that the foregoing is true and correct and that this declaration was executed at Merced, California on:

Date: 15th day of August, 2019

Cynthia A. Williams

Signature

PUBLIC NOTICE FOR HOUSING AND URBAN DEVELOPMENT CONSOLIDATED ANNUAL PERFORMANCE AND EVALUATION REPORT (CAPER)

A Hearing will be held before the Merced City Council at 6:30 P.M. on Monday, September 16, 2019, to review the Consolidated Annual Performance and Evaluation Report (CAPER) for the Fiscal Year 2018/19. At that meeting, input will be accepted from the public regarding the CAPER and the revised expenditure recommendations for Community Development Block Grant (CDBG) and HOME Investment Partnership Program (HOME) funds.

The CAPER document summarizes how the City spent Federal funds on affordable housing and community development projects, and provides to benefit low- and moderate-income residents. Please feel free to pick up a copy of the City of Merced Housing Division, second floor, Merced Civic Center, 678 W. 18th Street. Spanish and Chinese access to the document is available upon request.

The City of Merced's HUD Consolidated Annual Performance and Evaluation Report (CAPER) is for the period of July 1, 2018, through June 30, 2019. A draft version of this document will be available from August 28, 2019, to September 16, 2019, for review and comment. For additional information or special accommodations (i.e., translators), please contact the City of Merced Housing Division at (209) 355-5663 or e-mail: MercedHUD@mercedca.gov.

In addition to the above hearing, the City of Merced Housing Division is also seeking input from citizens regarding whether the City was able to achieve the Housing Goals and Outcomes identified in the 2018 HUD Annual Action Plan for the Fiscal Year 2018/19. A public input meeting will be held on September 5, 2019.

The public input meeting is scheduled at the time and location shown below:

Date	Time	Location
Thursday, September 5, 2019	5:00 p.m.	Merced Housing Conference Room, 2nd Floor, Merced Civic Center, 678 West 18th Street

For additional information (i.e., translations) and more information, please call the City's Housing Division at (209) 355-5663.

CITY CLERK
 CITY OF MERCED
 678 West 18th Street
 Merced, California 95340
 Phone: (209) 355-5663
 FAX: (209) 355-5663

From: [Greene, Kirk](#)
To: [Hamilton, Mark](#)
Cc: [Nutt, Kim](#); [Tresidder, John](#); [Levesque, Jennifer](#)
Subject: RE: City of Merced 2018/19 CAPER - Hearing Notice
Date: Friday, August 30, 2019 2:52:56 PM

August 30, 2019

Hey, Mark:

I posted the CAPER notice on the City's Public Hearings webpage for you.

Have a good weekend!

Kirk

From: Hamilton, Mark <HamiltonM@cityofmerced.org>
Sent: Friday, August 30, 2019 2:14 PM
To: Greene, Kirk <GreeneK@cityofmerced.org>
Cc: Nutt, Kim <NuttK@cityofmerced.org>
Subject: City of Merced 2018/19 CAPER

Good Afternoon,

The attached is a Public Hearing Notice that will need to be published on the City's Website for the Housing Division (City of Merced) for the HUD Consolidated Annual Performance Evaluation and Review. Please post the attached notice to the website today, if possible. Please reply to this email with a confirmation of the post! If you have any questions, please call (209) 385-6863. Thank you...

Regards,

Mark Hamilton
Housing Program Supervisor
City of Merced
678 W. 18th Street
Merced, CA 95340
(209) 385-6863 – Main
(209) 388-8989 – Direct