

# Solid Waste

---

City of Merced Public Works Department



# Solid Waste

40 Employees

27 Daily Routes Monday-Friday

110 Roll-offs hauled weekly

1-Saturday Commercial Route:

1-Sunday Parks Route

Total- 168,288,000 lbs. annually



## Street Sweeping

15,000 Miles of Curb &  
Gutter and Center Medians

## Street Trees

Over 45,000 City Trees





# Solid Waste Auxillary Services


---

- ❖ Alley Clean Ups
- ❖ Illegal Dumping
- ❖ D.A.R.T./PD Clean Ups
- ❖ Partnerships
- ❖ Homeless Encampment Clean Ups
- ❖ Creek Clean Ups
- ❖ Spring Clean Up
- ❖ Bulky Item Drop Off Site
- ❖ Animal Pick Up
- ❖ Special Events
- ❖ City Right-of-Way Clean Ups
- ❖ Downtown Parking Lot Sweeping
- ❖ Downtown Trash Pickup



# Special Events

- ❖ Merced County Fair
- ❖ Hmong New Year
- ❖ Mercy Foundation
- ❖ North Merced Rotary
- ❖ Parades (Christmas, 4<sup>th</sup> of July, Veterans Day)
- ❖ Band Review
- ❖ Events in the parks
- ❖ Downtown Special Events
- ❖ Bear Creek Inn





# Spring Clean-Up/Drop Off Site



**6565 Vehicle Loads**  
**1293 Tons of Garbage Hauled**  
**986 Mattresses Hauled**  
**160 Tons of Metal Diverted**  
**7.5 Tons Of Brush Diverted**







# Parks

14 Parks

26 Neighborhood Parks





# Alley Clean Ups

**\*\* 1741-Alley Clean Up Work Orders \*\***





# Illegal Dumping

**\*\* 391-Illegal Dumping Work Orders \*\***





# D.A.R.T./PD Clean Ups

**\*\* 35-D.A.R.T./PD Clean Up Work Orders \*\***





# Partnerships

- Walk Merced- Estimated 9400 lbs of garbage collected
  - Provide Bags
  - Provide Gloves
  - Provide Garbage Grabbers
- Restore Merced- Estimated 156 cubic yards of garbage collected
  - Dump 6 cubic yard container 1xwk





# Homeless Encampment Clean Ups





# Homeless Encampment Clean Ups






# Creek Clean Ups





# Creek Clean Ups

---





# Bridge Abutments Clean Ups





# City Right-of-Way Clean Ups





# Proposition 218: Right to Vote on Taxes Act

This measure protects taxpayers by limiting the methods by which local governments exact revenue, whether they are called taxes, fees, or charges that are directly associated with property ownership, from taxpayers without their consent.

Property-related fees must meet the following substantive requirements:

- ❖ Revenues derived from the fee must not exceed the funds required to provide the service;
- ❖ Revenues derived from the fee must not be used for any purpose other than for which the fee is imposed;
- ❖ The amount of a fee imposed must not exceed the proportional cost of the service;
- ❖ The fee may not be imposed for a service unless the service is actually used by, or immediately available to, the owner of the property subject to the fee; and
- ❖ No fee or charge may be imposed for general governmental services, such as police, fire, ambulance, or libraries, where the service is available to everyone in the community.

Property-related service, such as water, sewer, & refuse collection do not need to hold an election, however, the following procedures must be met:

- ❖ Mail information regarding the proposed fee to every property owner.
- ❖ Hold a hearing at least 45 days after the mailing.
- ❖ Reject the proposed fee if written protests are presented by a majority of the affected property owners.



## 5-Year Refuse Rate Study



### PRESENTATION TO:

City of Merced, City Council

November 18, 2019



# Revised Rate Adjustment Scenarios



				FY 20/21	FY 21/22	FY 22/23	FY 23/24	FY 24/25
Option 1	4% Fund Balance Minimum	Without Litter Abatement Program	Residential Rate Increase %	9.0%	14.0%	8.0%	5.0%	0.0%
			Commercial Rate Increase %	15.0%	22.0%	16.0%	5.0%	0.0%
		With Litter Abatement Program @ \$120K	Residential Rate Increase %	9.0%	14.0%	8.0%	5.0%	0.0%
			Commercial Rate Increase %	15.0%	25.0%	16.0%	5.0%	0.0%
Option 2	8% Fund Balance Minimum	Without Litter Abatement Program	Residential Rate Increase %	14.0%	10.0%	9.0%	4.0%	0.0%
			Commercial Rate Increase %	20.0%	16.0%	15.0%	4.0%	0.0%
		With Litter Abatement Program @ \$120K	Residential Rate Increase %	14.0%	10.0%	9.0%	4.0%	0.0%
			Commercial Rate Increase %	20.0%	19.0%	15.0%	4.0%	0.0%
Option 3	16% Fund Balance Minimum	Without Litter Abatement Program	Residential Rate Increase %	20.0%	5.0%	5.0%	5.0%	0.0%
			Commercial Rate Increase %	35.0%	10.0%	10.0%	10.0%	0.0%
		With Litter Abatement Program @ \$120K	Residential Rate Increase %	20.0%	5.0%	5.0%	5.0%	0.0%
			Commercial Rate Increase %	37.0%	10.0%	10.0%	10.0%	0.0%



# Residential Rates – With or Without Litter Abatement



## Proposed Residential Rates by Scenario

*Total Monthly Rate Including 64-gallon Garbage, 90-gallon Green Waste, and 64-gallon Recycling Collected Once Weekly*

Option	2019 Current Rates	2020 Proposed	2021 Proposed	2022 Proposed	2023 Proposed	2024 Proposed
1	\$37.08	\$40.42	\$46.08	\$49.77	\$52.26	\$52.26
2	\$37.08	\$42.27	\$46.50	\$50.69	\$52.72	\$52.72
3	\$37.08	\$44.50	\$46.73	\$49.07	\$51.52	\$51.52

## Residential Dollar Increase over Prior Year by Scenario

Option	2019 Current Rates	2020 Proposed	2021 Proposed	2022 Proposed	2023 Proposed	2024 Proposed
1		\$3.34	\$5.66	\$3.69	\$2.49	\$0.00
2		\$5.19	\$4.23	\$4.19	\$2.03	\$0.00
3		\$7.42	\$2.23	\$2.34	\$2.45	\$0.00



# Commercial Rates – Without Litter Abatement Program



Proposed Commercial Rates by Scenario						
<i>Total Monthly Rate Including 3-cubic yards each of Garbage and Recycling, and 64-gallon Organic Collected Once Weekly</i>						
Option	2019 Current Rates	2020 Proposed	2021 Proposed	2022 Proposed	2023 Proposed	2024 Proposed
1	\$202.12	\$232.44	\$283.58	\$328.95	\$345.40	\$345.40
2	\$202.12	\$242.54	\$281.35	\$323.55	\$336.49	\$336.49
3	\$202.12	\$272.86	\$300.15	\$330.17	\$363.19	\$363.19

Residential Dollar Increase over Prior Year by Scenario						
Option	2019 Current Rates	2020 Proposed	2021 Proposed	2022 Proposed	2023 Proposed	2024 Proposed
1		\$30.32	\$51.14	\$45.37	\$16.45	\$0.00
2		\$40.42	\$38.81	\$42.20	\$12.94	\$0.00
3		\$70.74	\$27.29	\$30.02	\$33.02	\$0.00



# Commercial Rates – With Litter Abatement Program



## Proposed Commercial Rates by Scenario

*Total Monthly Rate Including 3-cubic yards each of Garbage and Recycling, and 64-gallon Organic Collected Once Weekly*

Option	2019 Current Rates	2020 Proposed	2021 Proposed	2022 Proposed	2023 Proposed	2024 Proposed
1	\$202.12	\$232.44	\$290.55	\$337.04	\$353.89	\$353.89
2	\$202.12	\$242.54	\$288.62	\$331.91	\$345.19	\$345.19
3	\$202.12	\$276.90	\$304.59	\$335.05	\$368.56	\$368.56

## Residential Dollar Increase over Prior Year by Scenario

Option	2019 Current Rates	2020 Proposed	2021 Proposed	2022 Proposed	2023 Proposed	2024 Proposed
1		\$30.32	\$58.11	\$46.49	\$16.85	\$0.00
2		\$40.42	\$46.08	\$43.29	\$13.28	\$0.00
3		\$74.78	\$27.69	\$30.46	\$33.51	\$0.00



