






Large double banners, 30 x 84

<p>MADE IN MERCED.</p> <p>BUILT FOR THE WORLD.</p>  <p>MCCD.EDU</p>	<p>FREE TUITION FOR TWO YEARS.</p> <p>For first-time, full-time students.</p>  <p>MCCD.EDU</p>	<p>Left side of the double-banner design</p> <div data-bbox="974 409 1209 703"> <p>MADE IN MERCED.</p> <p>BUILT FOR THE WORLD.</p>  <p>MCCD.EDU</p>  <p>Athletics</p> </div>
--------------------------------------------------------------------------------------------------------------------------------------------------------------------------------	--------------------------------------------------------------------------------------------------------------------------------------------------------------------------------------------------------	-----------------------------------------------------------------------------------------------------------------------------------------------------------------------------------------------------------------------------------------------------------------------------------------------------------------------------------------------------------------------------

Print



 <p>Athletics</p>	 <p>Creative Arts</p>	 <p>Automotive</p>	 <p>Science</p>	 <p>Horticulture</p>	<p>TBD</p> <p>Technology</p>
 <p>Transfer</p>	 <p>Welding</p>	 <p>Business</p>	 <p>Agriculture</p>	 <p>Public Safety</p>	 <p>Nursing</p>



ATTACHMENT 2

M Street facing south from Yosemite Ave.

BANDING: STANDARD BANDING OR HEAVY BANDING?

There are many variables to consider when selecting your preferred banding type, Standard Banding or Heavy Banding. Factors you should consider are:



STANDARD BANDING

6 BANDS PER SET

- Also called Hose Clamp Banding.
- Fine for most installations with the BannerSaver Small or Medium.



HEAVY BANDING

4 BANDS PER SET

- Heavy Banding is required for the BannerSaver Large and XL but it is ideal for all jobs because they provide a tighter grip and reduce your maintenance costs over the long run (see section on Maintenance).
- Heavy Banding is recommended for most jobs with square poles regardless of banner size or BannerSaver model because it is sometimes difficult to get a good grip around four corners with Standard Banding.
- The higher profile of a banner program/campaign should also consider Heavy Banding.
- Custom cut/priced based on the diameter of your light pole.
- Requires banding tool.



BannerSaver Installation Guide | Standard Banding

BANNERSAVER

INSTALLATION GUIDE
STANDARD BANDING

Be sure to review the two Install videos by banding type at <https://www.bannersaver.com/installation/>

Your BannerSaver experts at **800.426.9496** would be happy to help talk through the best banding choice for your job.