

MCNAMARA PARK  
TOP VIEW

ADA ACCESSIBILITY GUIDELINE - ADAAG CONFORMANCE

ELEVATED	ACCESSIBLE	RAMP ACCESSIBLE	GROUND	TYPES
5	5/3	0	3/2	3/2

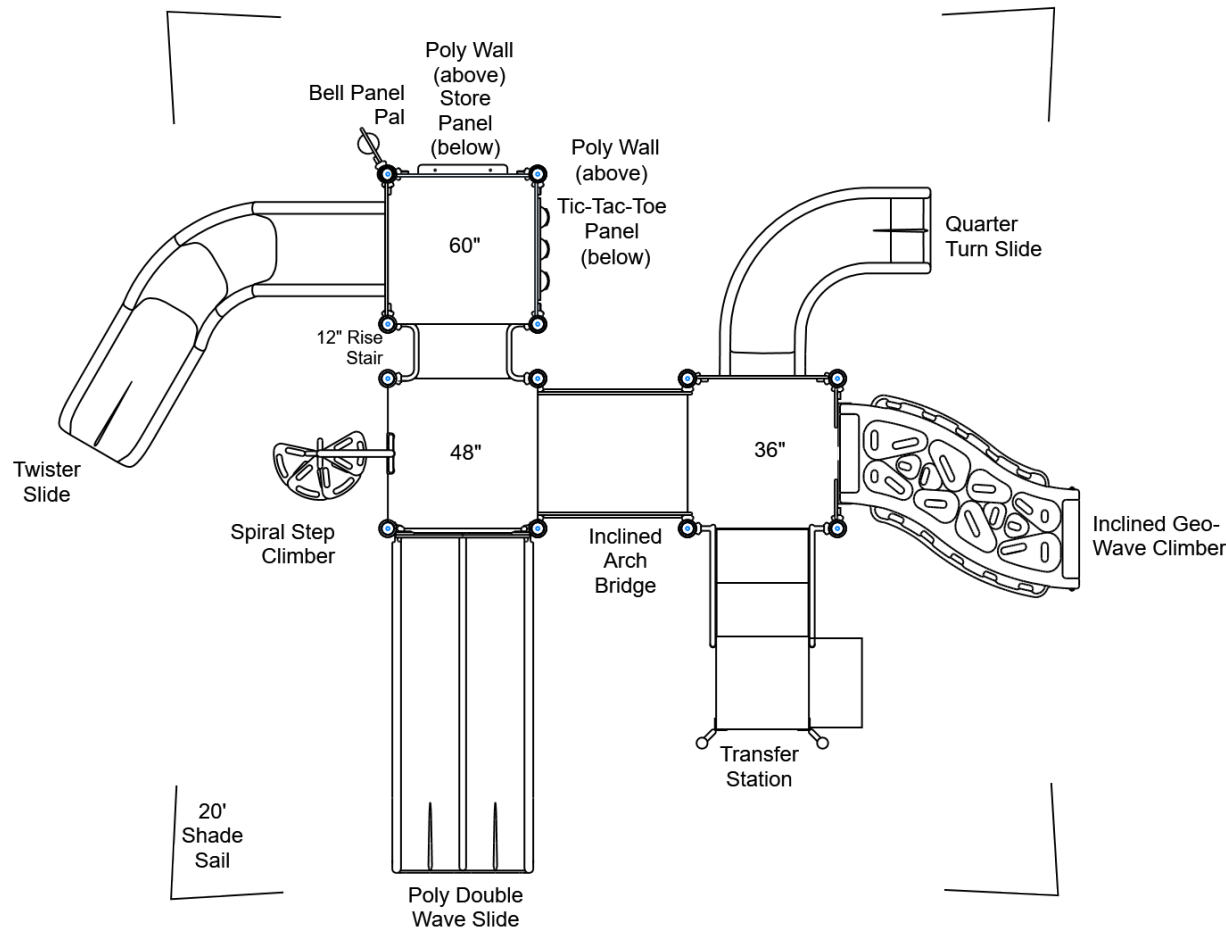
R35

FOR KIDS  
AGES  
2-12

GENERAL NOTES:

This conceptual plan is based on information provided prior to construction. Detailed site information, including the following, should be obtained, evaluated, and utilized in the final project design. Exact site dimensions, topography, existing utilities, soil conditions and drainage solutions.

WARNING: Accessible safety surfacing material is required beneath and around this equipment that has a critical height value (Fall Height) appropriate for the highest accessible part of this equipment. Refer to the CPSC'S Handbook For Public Playground Safety, Section 4: Surfacing.



STRUCTURE#: R3520913A  
PROJECT#: PPT19F0D69A  
DATE: 8/5/2019 | DRAWN BY: NLH

MIN. USE ZONE: 36' x 29'

PLAYCRAFT REP:  
Park Planet



# MCNAMARA PARK

## TOP VIEW

### ADA ACCESSIBILITY GUIDELINE - ADAAG CONFORMANCE

ELEVATED	ACCESSIBLE	RAMP ACCESSIBLE	GROUND	TYPES
0	0/0	0	0/0	0/0


FOR KIDS  
AGES  
2-12

### GENERAL NOTES:

This conceptual plan is based on information provided prior to construction. Detailed site information, including the following, should be obtained, evaluated, and utilized in the final project design. Exact site dimensions, topography, existing utilities, soil conditions and drainage solutions.

WARNING: Accessible safety surfacing material is required beneath and around this equipment that has a critical height value (Fall Height) appropriate for the highest accessible part of this equipment. Refer to the CPSC'S Handbook For Public Playground Safety, Section 4: Surfacing.

1307 AGE  
APPROPRIATE SIGN



STRUCTURE#: STAPC1307

PROJECT#: PPT19F0D69A

DATE: 8/5/2019 | DRAWN BY: NLH

MIN. USE ZONE: 0' x 0'

PLAYCRAFT REP:

**Park Planet**



MCNAMARA PARK  
TOP VIEW

ADA ACCESSIBILITY GUIDELINE - ADAAG CONFORMANCE

ELEVATED	ACCESSIBLE	RAMP ACCESSIBLE	GROUND	TYPES
0	0/0	0	1/0	1/0

FOR KIDS  
AGES  
2-12

GENERAL NOTES:

This conceptual plan is based on information provided prior to construction. Detailed site information, including the following, should be obtained, evaluated, and utilized in the final project design. Exact site dimensions, topography, existing utilities, soil conditions and drainage solutions.

WARNING: Accessible safety surfacing material is required beneath and around this equipment that has a critical height value (Fall Height) appropriate for the highest accessible part of this equipment. Refer to the CPSC'S Handbook For Public Playground Safety, Section 4: Surfacing.

INCLUSIVE MERRY-GO-ROUND



STRUCTURE#: FREPC2496SL  
PROJECT#: PPT19F0D69A  
DATE: 8/5/2019 | DRAWN BY: NLH

MIN. USE ZONE: 20' x 20'

PLAYCRAFT REP:  
Park Planet



MCNAMARA PARK  
SITE PLAN

ADA ACCESSIBILITY GUIDELINE - ADAAG CONFORMANCE

ELEVATED	ACCESSIBLE	RAMP ACCESSIBLE	GROUND	TYPES
5	5/3	0	4/2	4/2

R35

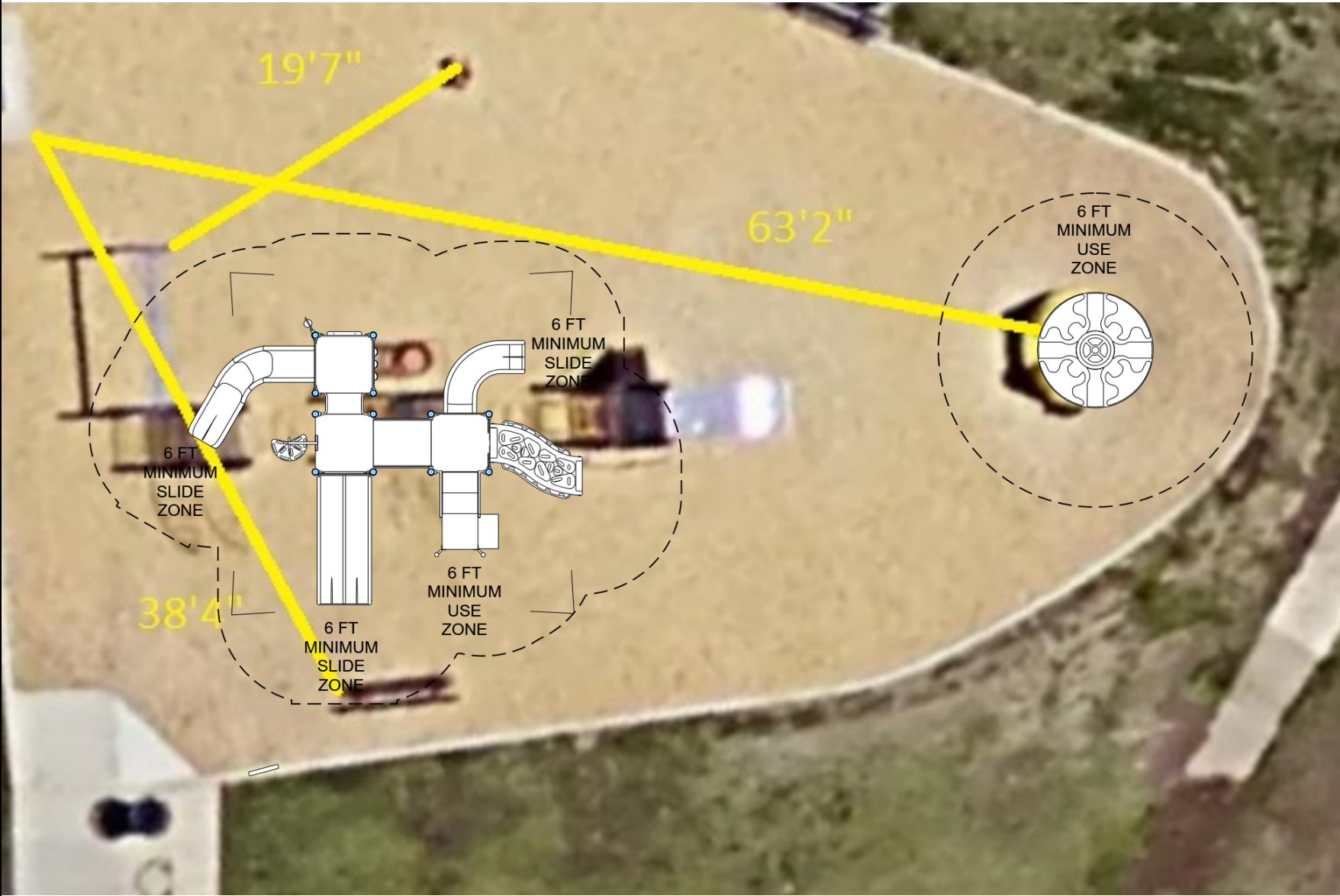
FOR KIDS  
AGES  
2-12

GENERAL NOTES:

This Preliminary Site Plan is based on measurements that were provided in the initial planning phase. All dimensions must be verified prior to the submission of a purchase order. Playcraft Systems will not be held responsible for any discrepancies between actual dimensions and dimensions submitted in the planning phase.

The Minimum Use Zone for a play structure is based on the product design at the time of proposal. Components and structure designs may be subject to change which may affect dimensions. Therefore, before preparing the site, we strongly recommend obtaining final drawings from the factory (available after the order is placed and included in the Assembly Manual).

WARNING: Accessible safety surfacing material is required beneath and around this equipment that has a critical height value (Fall Height) appropriate for the highest accessible part of this equipment. Refer to the CPSC'S Handbook For Public Playground Safety, Section 4: Surfacing.



PROJECT#: PPT19F0D69A  
DATE: 8/5/2019 | DRAWN BY: NLH

MIN. USE ZONE: 71' x 31'

PLAYCRAFT REP:  
Park Planet



**MCNAMARA PARK**  
**SW VIEW**

**R35**

FOR KIDS  
AGES  
2-12



STRUCTURE#: R3520913A

PROJECT#: PPT19F0D69A

DATE: 8/5/2019 | DRAWN BY: NLH





**MCNAMARA PARK**  
**NE VIEW**

**R35**

FOR KIDS  
AGES  
2-12



STRUCTURE#: R3520913A

PROJECT#: PPT19F0D69A

DATE: 8/5/2019 | DRAWN BY: NLH



**MCNAMARA PARK**  
**SW VIEW**

FOR KIDS  
AGES  
2-12



STRUCTURE#: STAPC1307


PROJECT#: PPT19F0D69A

DATE: 8/5/2019 | DRAWN BY: NLH



**MCNAMARA PARK**  
**SW VIEW**

FOR KIDS  
AGES  
2-12



STRUCTURE#: FREPC2496SL

PROJECT#: PPT19F0D69A

DATE: 8/5/2019 | DRAWN BY: NLH







## Bill of Materials

MCNAMARA PARK

Project# PPT19F0D69A

8/5/2019

Merced , CA 95341

Item	Description	Quantity
R3520913A		
HS-1004-R35	Collars	36
GG-8135	Dome Cap, R3.5	8
S-1010-R35-10ft	Post, 10ft R3.5	2
S-1011-R35-11ft	Post, 11ft R3.5	1
S-1012-R35-12ft	Post, 12ft R3.5	5
S-1018-R35-18ft	Post, 18ft R3.5	4
S-1101-R35	Square Deck	3
S-1206-12R35	ADA Stairs, 12in Rise w/ Walls	1
S-1209-24-R35	Transfer Station, 36in-R	1
S-1234-4R35	Climber, Spiral Step 42-48in	1
S-1249-DGH	Climber, Incl. Geo-Wave 30-36in (Horiz, DTG Right)	1
S-1301-R35	Poly Wall (Standard)	2
S-1304-R35	Single Slide SitDown Wall	1
S-1309-2-R35	Half Walls (Pair) R35	1
S-1316-R35	Twister Entry Panel	1
S-1514-R35	Bridge, Inclined Arch	1
S-1615-R35G	Store Panel	1
S-1616-R35G	Tic-Tac-Toe Panel	1
S-1661-R35	Panel Pal, Bell	1
S-1702-4R35	Slide, Wave 48in (Double)	1
S-1705-3	Slide, Quarter Turn 36in	1
S-1710-5-LL	Slide, Twister 60in (L2)	1
S-18027-R3520	Shade Sail, 20ft (Over Gap)	1
HS-1007-R35	Extra Hardware	2
STAPC1307		



## Bill of Materials (continued)

Item	Description	Quantity
A2-1307	1307 Safety Sign (2-12, Roto)	1
FREPC2496SL		
A2-2496-SL	PC 2496-SL Inclusive Merry-Go-Round	1